

# Deaths Registered in Northern Ireland

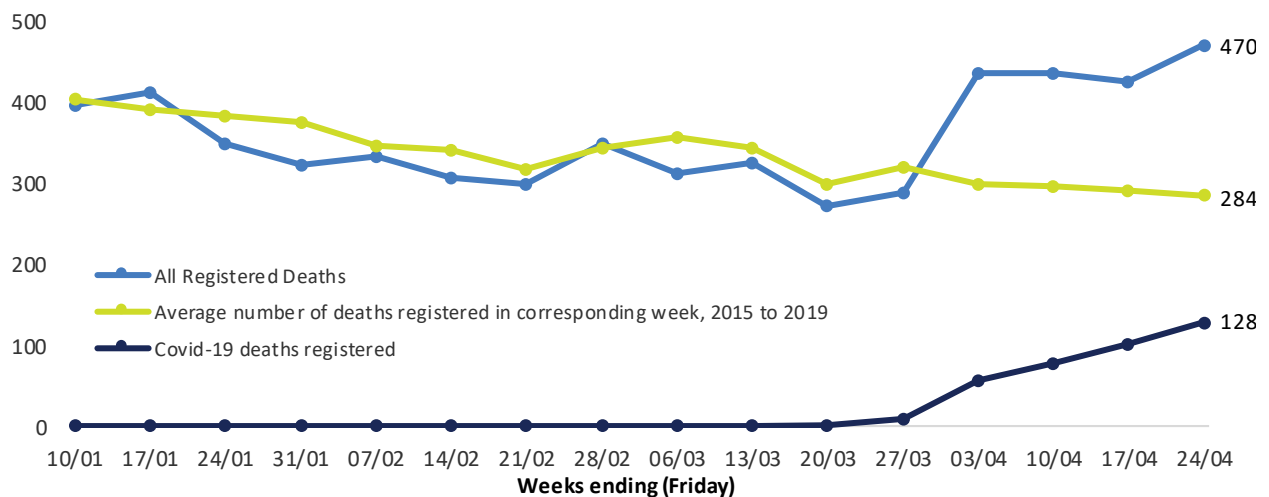
## Weekly Statistics

Week ending 24<sup>th</sup> April 2020 (Week 16)

Provisional statistics

For the fourth consecutive week, there were more deaths registered in Northern Ireland in week 16 than there have typically been in the same week in recent years. Of the 393 COVID-19 related deaths which have occurred in 2020 (up to 24<sup>th</sup> April), 158 (40.2%) took place in care homes.

Figure 1: Weekly number of deaths registered in Northern Ireland



### Key Points – Analyses based on date of registration

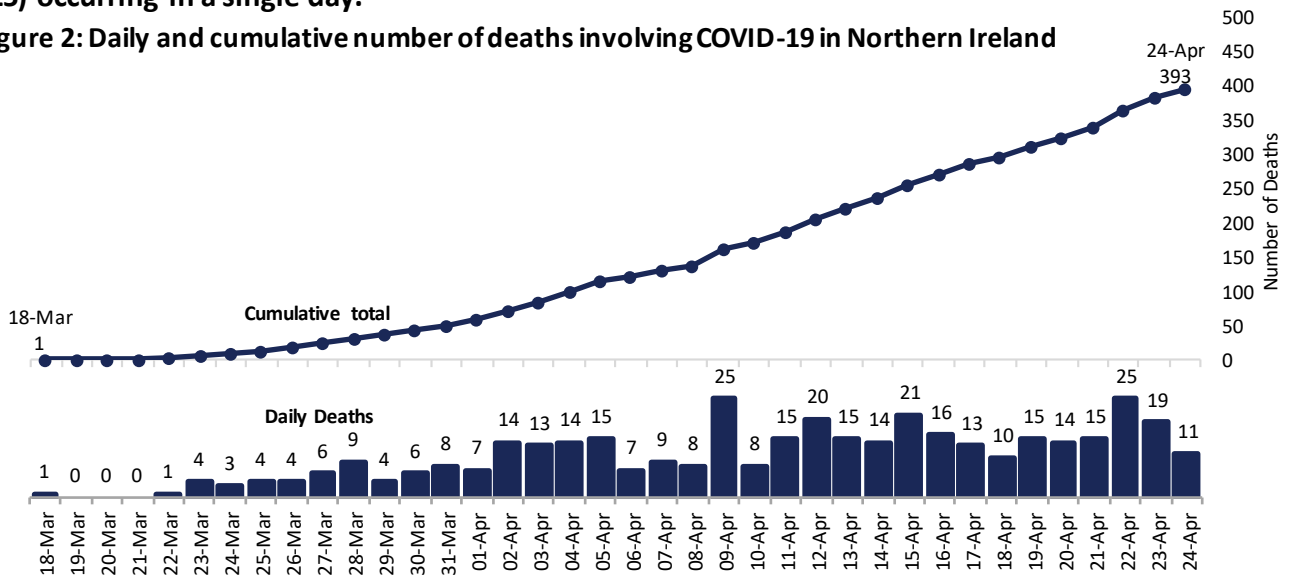
- The provisional number of deaths registered in Northern Ireland in the week ending 24<sup>th</sup> April 2020 (week 16) was 470; 46 more than in week 15 and 186 more than the 5-year average of 284. Over the last 4 weeks, 596 ‘excess deaths’ (i.e. deaths above the average for the corresponding week in previous years) have been registered in Northern Ireland.
- Over two-fifths (43.8%) of all deaths in week 16 were classified as ‘respiratory’ (206). Please note that all COVID-19 related deaths have been included in this classification.
- There have been 5,715 deaths registered in the year-to-date, 31.4% of which (1,795) were classified as ‘respiratory’. The number of respiratory deaths is higher in the year-to-date than the 5-year average of 1,691 though the proportion of respiratory deaths over the two time periods (31.4%) is the same (Table 3 below).
- One hundred and twenty eight deaths mentioning COVID-19 on the death certificate were registered in week 16, accounting for 27.2% of all deaths in that week and bringing the total number of COVID-19 related deaths registered in calendar year 2020 to 370.
- In the calendar year to 24<sup>th</sup> April, males and females accounted for similar proportions of all deaths registered (males: 49.1%, females: 50.9%) and COVID-19 related deaths registered (males: 50.3%; female 49.7%)
- In the calendar year to 24<sup>th</sup> April, the 75 years and over age-group accounted for around two-thirds (66.7%) of all deaths and three-quarters (75.1%) of COVID-19 related deaths.

## COVID-19 deaths based on date of death

Because of the rapidly changing situation, this section of the bulletin provides provisional, updated totals of COVID-19 deaths occurring (based on the date of death) up to 24<sup>th</sup> April, taking account of the latest available death registrations up to and including 29<sup>th</sup> April 2020.

Overall, 393 COVID-19 related deaths had occurred in Northern Ireland by 24<sup>th</sup> April. Thursday 9<sup>th</sup> April and Wednesday 22<sup>nd</sup> April saw the greatest number of COVID-19 deaths (25) occurring in a single day.

Figure 2: Daily and cumulative number of deaths involving COVID-19 in Northern Ireland



### Key Points – Analyses of COVID-19 deaths based on date of death<sup>1</sup>

- 393 deaths mentioning COVID-19 on the death certificate have occurred in total, to 24<sup>th</sup> April (including those registered up to and including 29<sup>th</sup> April).
- The comparative number of deaths reported by the Department of Health (DoH) to 24<sup>th</sup> April<sup>2</sup> was 299 (see page 4 for definitions).
- Of the 393 total deaths involving COVID-19 occurring up to 24<sup>th</sup> April, 209 (53.2%) occurred in hospital<sup>3</sup>, 158 (40.2%) occurred in care homes, three (0.8%) occurred in hospices and 23 (5.9%) occurred at residential addresses or another location (Fig. 3). The proportion of all COVID-19 deaths occurring in care homes has therefore increased from 33.5%<sup>4</sup> by April 17<sup>th</sup> to 40.2% in the year-to-date to 24<sup>th</sup> April.
- The 161 deaths in care homes and hospices involved 57 separate establishments<sup>5</sup>.
- In the week ending 24<sup>th</sup> April, over half (57.8%) of COVID-19 related deaths were in care homes, up from 45.6% in the week ending 17<sup>th</sup> April.

Figure 3: Number of COVID-19 related deaths occurring by Place of Death in Northern Ireland to 24<sup>th</sup> April 2020

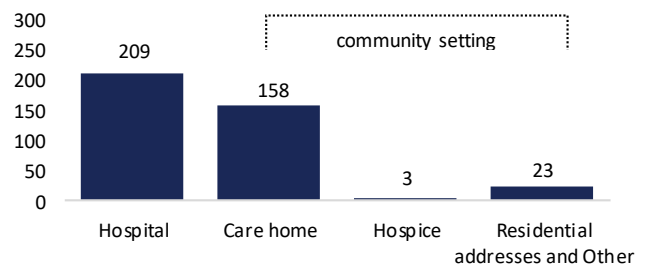


Table 1: Number of COVID-19 related deaths occurring, by Place of Death

Week ending	Hospital	Care home	Hospice	Residential and 'Other'	Total
20/03/2020	1	-	-	-	1
27/03/2020	16	4	1	1	22
03/04/2020	43	14	1	3	61
10/04/2020	54	25	-	7	86
17/04/2020	55	52	1	6	114
24/04/2020	40	63	-	6	109
<b>Total</b>	<b>209</b>	<b>158</b>	<b>3</b>	<b>23</b>	<b>393</b>

<sup>1</sup> The majority of deaths are registered within five days in NI; data based on date of death are subject to ongoing change.

<sup>2</sup> Responsibility for reporting daily death figures moved from the Public Health Agency to the Department of Health on 19<sup>th</sup> April. Figures based on deaths that occurred up to 24<sup>th</sup> April but including revisions to 29<sup>th</sup> April, to account for delayed notifications.

<sup>3</sup> Note: To aid comparison, the most recent Registrar General Annual Report notes that in 2018, 48% of all deaths occurred in hospital and 19% in care/nursing homes: <https://www.nisra.gov.uk/publications/registrar-general-annual-report-2018-deaths>

<sup>4</sup> Based on revised data since last week following additional death registrations.

<sup>5</sup> There are 490 care homes and hospices in Northern Ireland.

## Background

Deaths occurring in Northern Ireland are registered on the NI General Register Office's Registration System (NIROS). Daily extracts of registration records from NIROS are processed by the NISRA Vital Statistics Unit. Provisional data on deaths registered in each week (ending on a Friday) are compiled at the end of the following week\*.

Cause of death coding to the [ICD-10 classification](#) is carried out by the Office for National Statistics (ONS) on NISRA's behalf on a quarterly basis. This means that quarterly statistics are the first output to report deaths according to underlying cause. These statistics are currently available up to [Quarter 2 2019](#).

To meet user needs, NISRA publish timely but provisional counts of death registrations in Northern Ireland in the weekly deaths provisional dataset. Weekly totals are presented alongside a 5-year weekly average as well as the lowest and highest number of deaths for the same week over the last five years. To allow time for registration and processing, these figures are published seven days after the week ends.

Because of the coronavirus (COVID-19) pandemic, from 3<sup>rd</sup> April 2020 the NISRA weekly deaths release has been supplemented with the numbers of respiratory deaths (respiratory deaths include any death where Pneumonia, Bronchitis, Bronchiolitis or Influenza are mentioned on the death certificate); and deaths relating to COVID-19 (that is, where COVID-19 or suspected COVID-19 was mentioned anywhere on the death certificate, including in combination with other health conditions).

The content of this bulletin will be kept under review and more detail may be presented over the coming weeks.

This is a National Statistics publication.

National Statistics are produced to high professional standards set out in the [Code of Practice for Official Statistics](#). They are produced free from any political interference.

The UK Statistics Authority has designated these statistics as National Statistics, in accordance with the Statistics and Registration Service Act 2007 and signifying compliance with the Code of Practice for Official Statistics.

Designation can be broadly interpreted to mean that the statistics:

- meet identified user needs
- are well explained and readily accessible
- are produced according to sound methods
- are managed impartially and objectively in the public interest

Once statistics have been designated as National Statistics it is a statutory requirement that the Code of Practice shall continue to be observed.

\* Bank Holidays could affect the number of registrations made within those weeks.

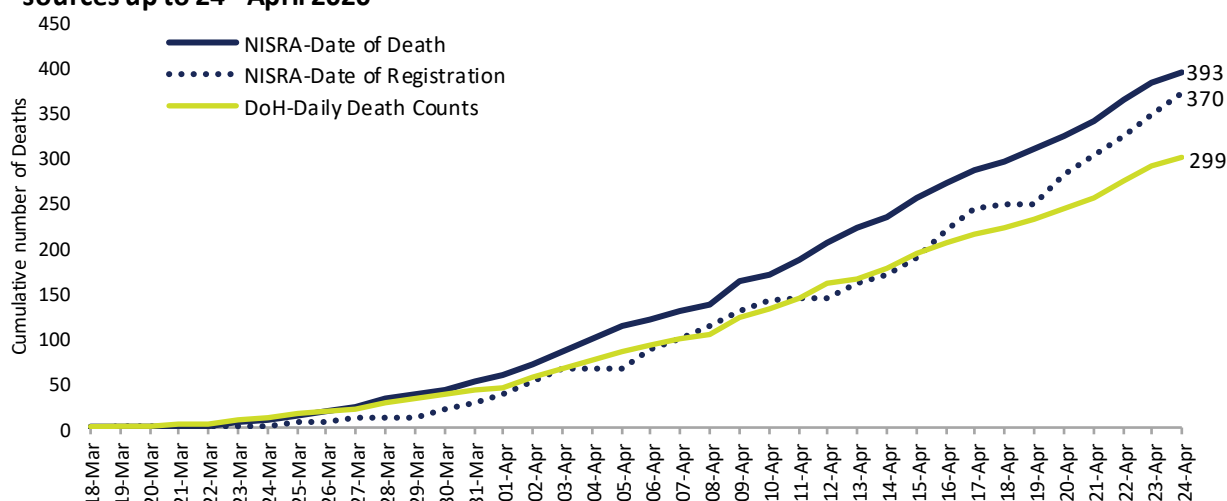
## Differences between NISRA's death registration statistics and the Department of Health's daily statistics

- The **daily Northern Ireland Government updates** provided by the Department of Health (DoH) (<https://www.health-ni.gov.uk/news>) count the number of deaths reported by health trusts, where the deceased had a positive test for COVID-19 and died within 28 days, whether or not COVID-19 was the cause of death. DoH figures will not capture all deaths that do not meet this definition. These data are important because they are available earlier, and therefore give a quicker indication of what is happening day by day and are broadly comparable with the figures released daily in other parts of the United Kingdom (UK). The DoH **reported 299 deaths associated with COVID-19 by 24<sup>th</sup> April 2020. This figure includes revisions up to 29<sup>th</sup> April to account for delayed notifications.** Responsibility for reporting the daily updates moved from the Public Health Agency (PHA) to the DoH on 19<sup>th</sup> April.
- NISRA weekly provisional death statistics, which are based on death registration information collected by the General Register Office, count all deaths where COVID-19 was mentioned on the death certificate by the doctor who certified the death, whether or not COVID-19 was the primary underlying cause of death. The figures include cases where the doctor noted that there was suspected or probable coronavirus infection involved in the death. As a result the weekly totals will usually be higher than the relevant daily figures - because the PHA daily updates only include those who have tested positive for the virus. The NISRA figures also include all deaths that occur outside hospital. They are comparable with weekly statistics produced by the Office for National Statistics and National Records Scotland. **NISRA figures published today show the total number of COVID-19 related deaths registered by 24<sup>th</sup> April 2020 was 370.** Deaths statistics based on date of registration will be subject to only minimal change.
- However, by analysing the registration based data using the **date the death occurred** (rather than date of registration with the General Register Office), the statistics show that **393 deaths associated with COVID-19 had occurred by 24<sup>th</sup> April.** This figure is based on deaths registered up to and including 29<sup>th</sup> April 2020. This is the most appropriate figure to use to understand additional deaths beyond those reported via the DoH's daily bulletin. However it is also subject to ongoing change as not all deaths which occurred by 24<sup>th</sup> April will have been registered at the time of publishing these statistics.

Figure 4 below graphically demonstrates the cumulative number of deaths involving COVID-19 in Northern Ireland using different data sources up to 24<sup>th</sup> April 2020.

The latest NISRA figures show that, by 24<sup>th</sup> April 2020, 393 deaths had occurred involving COVID-19, based on registrations up to 29<sup>th</sup> April 2020. DoH figures available for the same period show a total of 299 deaths.

Figure 4: Cumulative number of deaths involving COVID-19 in Northern Ireland using different data sources up to 24<sup>th</sup> April 2020<sup>1</sup>



<sup>1</sup>Responsibility for reporting daily figures moved from the PHA to the Department of Health on 19<sup>th</sup> April. These figures are based on deaths that occurred up to 24<sup>th</sup> April and include revisions up to 29<sup>th</sup> April, to account for delayed notifications.

## Latest death registration statistics

Table 2 shows that the provisional number of deaths registered in Northern Ireland in the week ending 24<sup>th</sup> April 2020 (week 16) was 470; 46 more (+10.8%) than in week 15 and 186 more (+65.5%) than the 5-year average of 284.

Over the last four weeks, 596 'excess deaths' (i.e. deaths above the average for the corresponding week in previous years) have been registered in Northern Ireland.

In terms of the year-to-date figures (weeks 1 to 16), the total number of deaths registered (5,715) is higher (+6.3%) than the 5-year average (5,378).

**Table 2: Deaths registered<sup>1</sup> weekly in Northern Ireland, 2020<sup>P</sup>**

Registration week	Week ending (Friday)	2020 <sup>P</sup>		Previous 5 Years: 2015 - 2019 <sup>P</sup>	
		Total number of deaths registered in week	Average number of deaths registered in corresponding week <sup>2</sup>	Range	
				Minimum	Maximum
12	27/03/2020	287	320	306	356
13	03/04/2020	434	298	280	323
14	10/04/2020	435	295	221	350
15	17/04/2020	424	290	270	316
16	24/04/2020	470	284	245	327
<b>Year-to-date (week 1-16) Total</b>		<b>5,715</b>	<b>5,378</b>		

Note: Last 5 weeks only - statistics for the full year are available in the [accompanying spread sheet](#).

<sup>P</sup> Weekly published data are provisional.

<sup>1</sup> These data are based on registration dates of deaths, not occurrences. The majority of deaths are registered within five days in Northern Ireland.

<sup>2</sup> Figures may not sum due to rounding.

Table 3 shows that the number of death registrations mentioning COVID-19 on the death certificate has increased week by week, from 1 in week 11 to 128 in week 16 (370 in total).

In week 16, 43.8% of all deaths registered mentioned terms relating directly to respiratory causes on the death certificate. These are counted as 'respiratory' deaths in the table below and are provided to aid comparison with the COVID-19 statistics (COVID-19 deaths are also included in the respiratory category).

There have been 1,795 respiratory deaths registered in the year-to-date; this equates to 31.4% of all deaths so far in 2020. The number of respiratory deaths is higher in the year-to-date than the 5-year average (1,691), though the proportion of respiratory deaths over the two time periods (31.4%) is the same.

**Table 3: COVID-19 and respiratory deaths registered<sup>1</sup> weekly in Northern Ireland, 2020<sup>P</sup>**

Registration week	Week ending (Friday)	2020 <sup>P</sup>				Previous 5 Years: 2015 - 2019 <sup>P</sup>	
		Total number of deaths registered in week	COVID-19 <sup>2</sup> deaths registered in week	Respiratory <sup>3</sup> deaths registered in week (2020 <sup>P</sup> )		Average number of respiratory deaths registered in corresponding week <sup>4</sup>	
				N	%	N	%
11	20/03/2020	271	1	84	31.0%	95	32.0%
12	27/03/2020	287	9	77	26.8%	98	30.7%
13	03/04/2020	434	55	129	29.7%	91	30.4%
14	10/04/2020	435	76	162	37.2%	87	29.5%
15	17/04/2020	424	101	179	42.2%	81	28.0%
16	24/04/2020	470	128	206	43.8%	78	27.5%
<b>Year-to-date (week 1-16) Total</b>		<b>5,715</b>	<b>370</b>	<b>1,795</b>	<b>31.4%</b>	<b>1,691</b>	<b>31.4%</b>

Note: Statistics for the full year are available in the accompanying spread sheet.

<sup>P</sup> Weekly published data are provisional.

<sup>1</sup> These data are based on registrations of deaths, not occurrences. The majority of deaths are registered within five days in Northern Ireland.

<sup>2</sup> COVID-19 deaths include any death where Coronavirus or COVID-19 (suspected or confirmed) was mentioned anywhere on the death certificate.

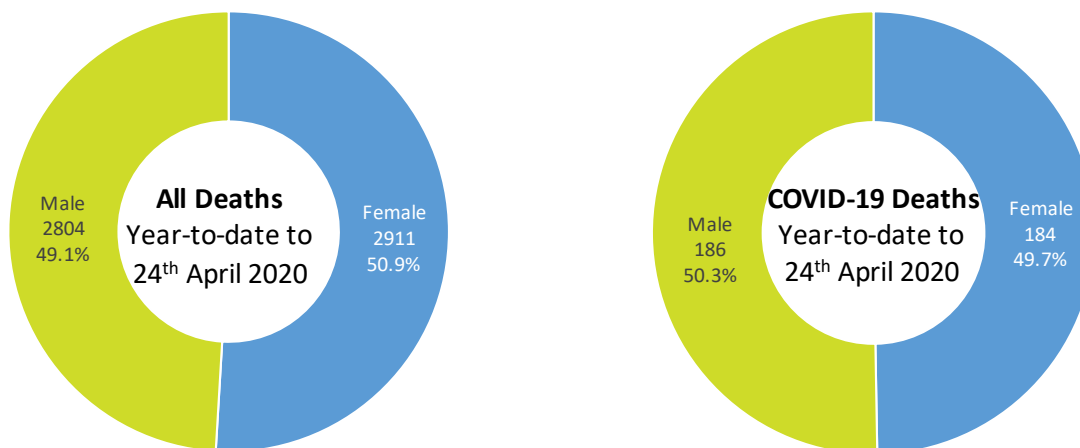
<sup>3</sup> Respiratory deaths include any death where terms directly relating to respiratory causes were mentioned anywhere on the death certificate (this includes COVID-19 deaths). This is not directly comparable to the ONS figures relating to 'deaths where the underlying cause was respiratory disease'.

<sup>4</sup> Figures may not sum due to rounding.

## Deaths registered by sex

In the calendar year to 24<sup>th</sup> April 2020, males and females accounted for a similar proportion of all deaths registered (males: 49.1%, females: 50.9%) and COVID-19 related deaths registered (males: 50.3%; female 49.7%). A weekly breakdown by sex is provided in the [accompanying spreadsheet](#)

Figure 5: All deaths and COVID-19 deaths registered by sex, year-to-date 2020

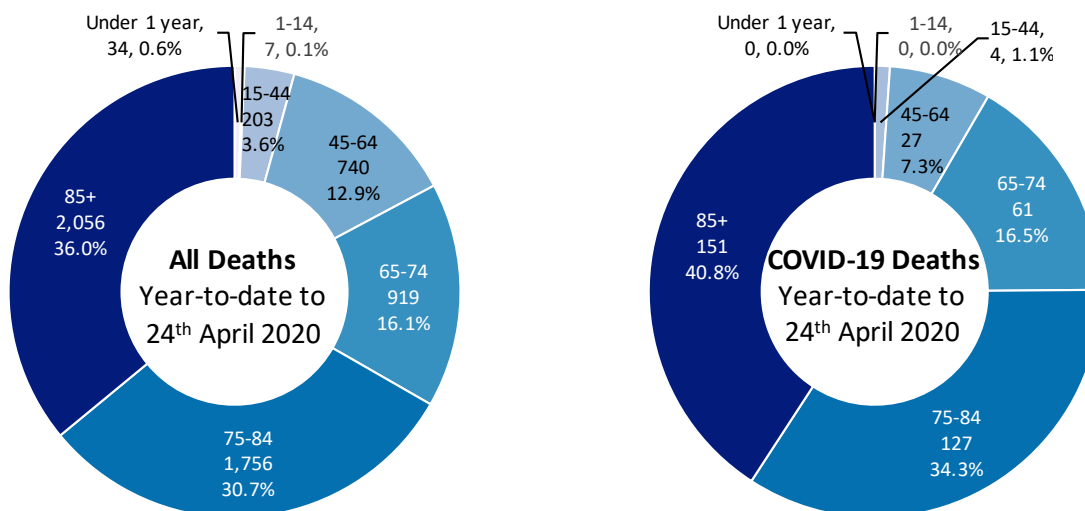


## Deaths registered by age-group

In the calendar year to 24<sup>th</sup> April the 75 years and over age-group accounted for around two-thirds (66.7%) of all deaths and three-quarters (75.1%) of COVID-19 related deaths.

The 100 COVID-19 related deaths registered among those aged 75+ in week 16 (see [accompanying spreadsheet](#)) equated to 29.8% of all deaths registered for this age-group during the week, while the 28 COVID-19 related deaths registered among those aged 45-74 equated to 24.3% of all deaths for this age-group.

Figure 6: All deaths and COVID-19 deaths registered by age-group, year-to-date 2020



## Links to relevant publications

Deaths registered weekly in England & Wales

<https://www.ons.gov.uk/peoplepopulationandcommunity/birthsdeathsandmarriages/deaths>

Weekly Data on Deaths Registered in Scotland

<https://www.nrscotland.gov.uk/statistics-and-data/statistics/statistics-by-theme/vital-events/general-publications/weekly-and-monthly-data-on-births-and-deaths-registered-in-scotland>

Vital statistics (Central Statistics Office, Ireland)

<https://www.cso.ie/en/statistics/birthsdeathsandmarriages/>

Northern Ireland Department of Health daily COVID-19 figures

<https://www.health-ni.gov.uk/news>

Number of coronavirus (COVID-19) cases and risk in the UK

<https://www.gov.uk/guidance/coronavirus-covid-19-information-for-the-public>

COVID-19 Health Surveillance Monitor (Ireland)

<https://www.gov.ie/en/service/0039bc-view-the-covid-19-coronavirus-dashboard-showing-the-latest-stats-and/>

## List of Tables

Data accompanying this bulletin are available from the [NISRA website](#) in Excel format. The spread sheet includes the following tables.

Table 1: Deaths registered each week in Northern Ireland, 2020

Table 2: Deaths registered each week in Northern Ireland, by age-group and sex, 2020

Table 3: Covid-19 deaths registered each week in Northern Ireland, by age-group and sex, 2020

Table 4: Covid-19 Deaths by date of death each week in Northern Ireland, 2020

Table 5: Covid-19 Deaths by date of death each week in Northern Ireland, by Place of death, 2020

## Contact Details

We welcome feedback from users, please contact

NISRA Vital Statistics,  
Northern Ireland Statistics and Research Agency,  
Colby House,  
Stranmillis Court,  
Belfast BT9 5RR

E-mail: [demography@nisra.gov.uk](mailto:demography@nisra.gov.uk)

Telephone: +44 (0)300 200 7836

Twitter: [@NISRA](https://twitter.com/NISRA)

<https://www.nisra.gov.uk/statistics>

Next publication: 8<sup>th</sup> May 2020

