

# Deaths Registered in Northern Ireland

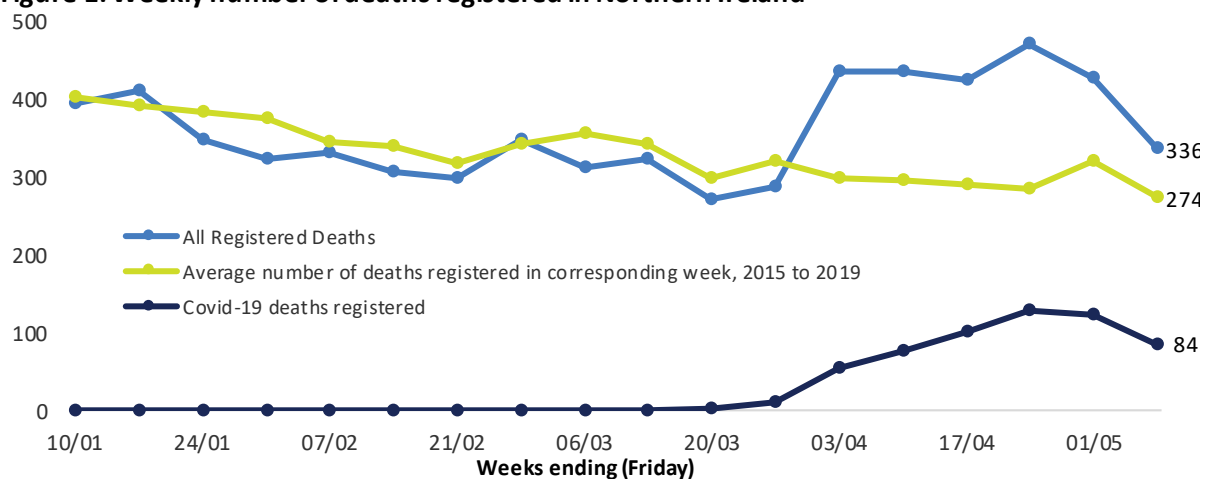
## Weekly Statistics

Week ending 8<sup>th</sup> May 2020 (Week 18)

Provisional statistics

For the sixth consecutive week, there were more deaths registered in Northern Ireland in week 18 than there have typically been in the same week in recent years. Of the 599 COVID-19 related deaths which have occurred in 2020 (up to 8<sup>th</sup> May), 269 (44.9%) took place in care homes.

Figure 1: Weekly number of deaths registered in Northern Ireland



### Key Points – Analyses based on date of registration

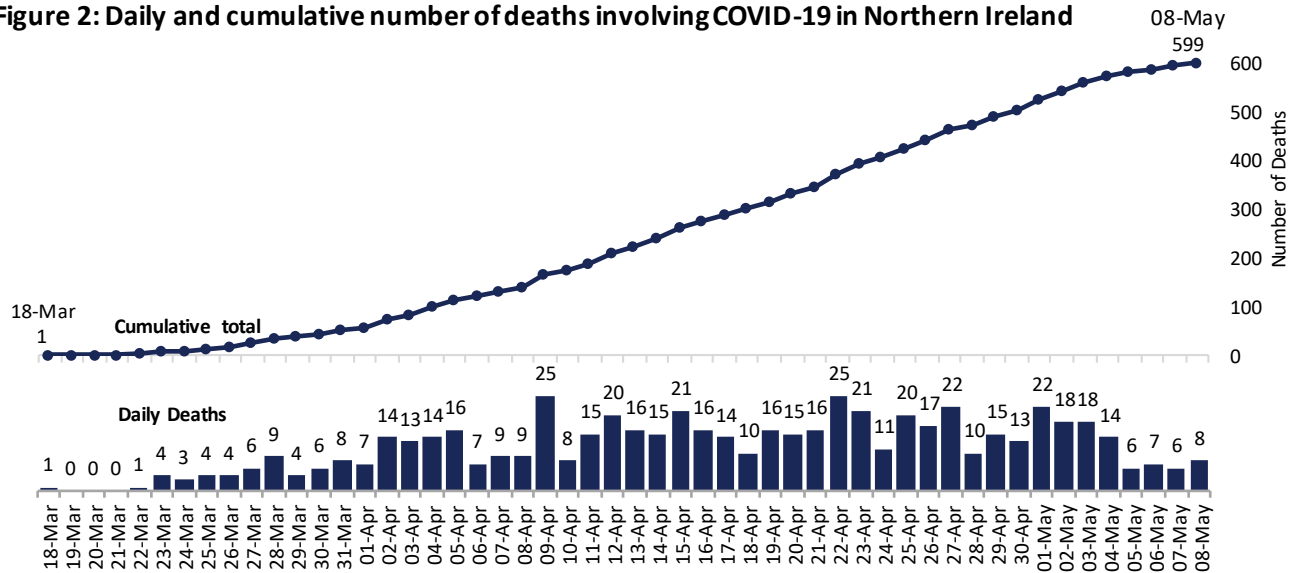
- The provisional number of deaths registered in Northern Ireland in the week ending 8<sup>th</sup> May 2020 (week 18) was 336; 91 fewer than in week 17, but 62 more than the 5-year average of 274 (Table 2 below).
- Around two-fifths (38.7%) of all deaths in week 18 were classified as ‘respiratory’ (130). Please note that all COVID-19 related deaths have been included in this classification.
- There have been 6,478 deaths registered in the year-to-date, 32.5% of which (2,105) were classified as ‘respiratory’. The number and proportion of respiratory deaths is higher in the year-to-date than the 5-year average (1,859, 31.1%) (Table 3 below).
- Eighty-four deaths mentioning COVID-19 on the death certificate were registered in week 18, accounting for 25.0% of all deaths in that week and bringing the total number of COVID-19 related deaths registered in calendar year 2020 to 578.
- In the calendar year to 8<sup>th</sup> May, males and females accounted for similar proportions of all deaths registered (males: 48.9%, females: 51.1%) and COVID-19 related deaths registered (males: 50.0%; female 50.0%) (Figure 5 below).
- In the calendar year to 8<sup>th</sup> May, the 75 years and over age-group accounted for two-thirds (67.0%) of all deaths and almost four-fifths (78.2%) of COVID-19 related deaths (Figure 6 below).
- For COVID-19 related deaths, those with an address in Belfast LGD accounted for 173 (29.9%) of the 578 deaths registered in the calendar year to 8<sup>th</sup> May (Figure 8 below).

## COVID-19 deaths based on date of death

Because of the rapidly changing situation, this section of the bulletin provides provisional, updated totals of COVID-19 deaths occurring (based on the date of death) up to 8<sup>th</sup> May, taking account of the latest available death registrations up to and including 13<sup>th</sup> May 2020.

Overall, 599 COVID-19 related deaths had occurred in Northern Ireland by 8<sup>th</sup> May, 77 of which occurred in the week ending 8<sup>th</sup> May. Thursday 9<sup>th</sup> April and Wednesday 22<sup>nd</sup> April saw the greatest number of COVID-19 deaths (25) occurring in a single day.

Figure 2: Daily and cumulative number of deaths involving COVID-19 in Northern Ireland



### Key Points – Analyses of COVID-19 deaths based on date of death<sup>1</sup>

- 599 deaths mentioning COVID-19 on the death certificate have occurred in total, to 8<sup>th</sup> May (including those registered up to and including 13<sup>th</sup> May).
- The comparative number of deaths reported by the Department of Health (DoH) to 8<sup>th</sup> May<sup>2</sup> was 432 (see page 4 for definitions).
- Of the 599 total deaths involving COVID-19 occurring up to 8<sup>th</sup> May, 294 (49.1%) occurred in hospital<sup>3</sup>, 269 (44.9%) occurred in care homes, five (0.8%) occurred in hospices and 31 (5.2%) occurred at residential addresses or another location (Figure 3).
- The 274 deaths in care homes and hospices involved 71 separate establishments.
- In the week ending 8<sup>th</sup> May, 36 (46.8%) of the 77 COVID-19 related deaths were in care homes, down from 60.5%<sup>4</sup> in the week ending 1<sup>st</sup> May.

Figure 3: Number of COVID-19 related deaths occurring by Place of Death in Northern Ireland to 8<sup>th</sup> May 2020

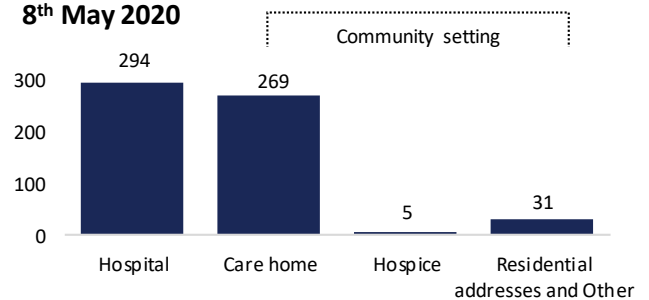


Table 1: Number of COVID-19 related deaths occurring, by Place of Death

Week ending	Hospital	Care home	Hospice	Residential and 'Other'	Total
20/03/2020	1	-	-	-	1
27/03/2020	16	4	1	1	22
03/04/2020	43	14	1	3	61
10/04/2020	56	25	-	7	88
17/04/2020	57	53	1	6	117
24/04/2020	43	65	-	6	114
01/05/2020	41	72	1	5	119
08/05/2020	37	36	1	3	77
<b>Total</b>	<b>294</b>	<b>269</b>	<b>5</b>	<b>31</b>	<b>599</b>

<sup>1</sup> The majority of deaths are registered within five days in NI; data based on date of death are subject to ongoing change.

<sup>2</sup> Responsibility for reporting daily death figures moved from the Public Health Agency to the Department of Health on 19<sup>th</sup> April. Figures based on deaths that occurred up to 8<sup>th</sup> May but including revisions to 13<sup>th</sup> May, to account for delayed notifications.

<sup>3</sup> Note: To aid comparison, the most recent Registrar General Annual Report notes that in 2018, 48% of all deaths occurred in hospital and 19% in care/nursing homes: <https://www.nisra.gov.uk/publications/registrar-general-annual-report-2018-deaths>

## Background

Deaths occurring in Northern Ireland are registered on the Northern Ireland General Register Office's Registration System (NIROS). Daily extracts of registration records from NIROS are processed by the NISRA Vital Statistics Unit. Provisional data on deaths registered in each week (ending on a Friday) are compiled at the end of the following week\*.

Cause of death coding to the [ICD-10 classification](#) is carried out by the Office for National Statistics (ONS) on NISRA's behalf on a quarterly basis. This means that quarterly statistics are the first output to report deaths according to underlying cause. These statistics are currently available up to [Quarter 2 2019](#) with Quarter 3 2019 scheduled for publication on 28<sup>th</sup> May.

To meet user needs, NISRA publish timely but provisional counts of death registrations in Northern Ireland in the weekly deaths provisional dataset. Weekly totals are presented alongside a 5-year weekly average as well as the lowest and highest number of deaths for the same week over the last five years. To allow time for registration and processing, these figures are published seven days after the week ends.

Because of the coronavirus (COVID-19) pandemic, from 3<sup>rd</sup> April 2020 the NISRA weekly deaths release has been supplemented with the numbers of respiratory deaths (respiratory deaths include any death where Pneumonia, Bronchitis, Bronchiolitis or Influenza are mentioned on the death certificate); and deaths relating to COVID-19 (that is, where COVID-19 or suspected COVID-19 was mentioned anywhere on the death certificate, including in combination with other health conditions).

The content of this bulletin will be kept under review and more detail may be presented over the coming weeks.

This is a National Statistics publication.

National Statistics are produced to high professional standards set out in the [Code of Practice for Official Statistics](#). They are produced free from any political interference.

The UK Statistics Authority has designated these statistics as National Statistics, in accordance with the Statistics and Registration Service Act 2007 and signifying compliance with the Code of Practice for Official Statistics.

Designation can be broadly interpreted to mean that the statistics:

- meet identified user needs
- are well explained and readily accessible
- are produced according to sound methods
- are managed impartially and objectively in the public interest

Once statistics have been designated as National Statistics it is a statutory requirement that the Code of Practice shall continue to be observed.

\* Bank Holidays could affect the number of registrations made within those weeks.

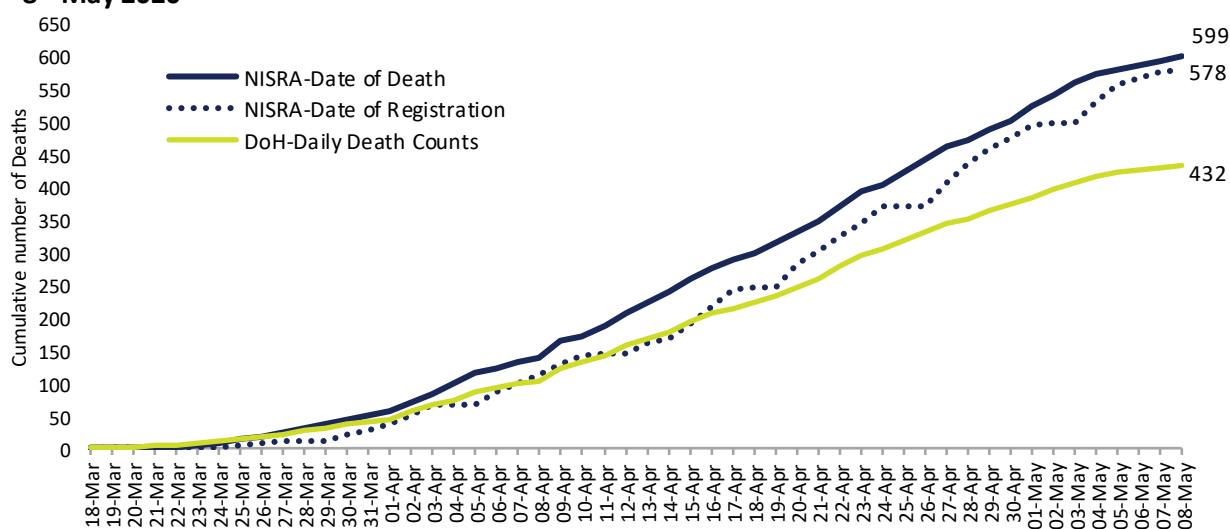
## Differences between NISRA's death registration statistics and the Department of Health's daily statistics

- The **daily Northern Ireland Government updates** provided by the Department of Health (DoH) (<https://www.health-ni.gov.uk/news>) count the number of deaths reported by health trusts, where the deceased had a positive test for COVID-19 and died within 28 days, whether or not COVID-19 was the cause of death. DoH figures will not capture all deaths that do not meet this definition. These data are important because they are available earlier, and therefore give a quicker indication of what is happening day by day and are broadly comparable with the figures released daily in other parts of the United Kingdom (UK). The DoH **reported 432 deaths associated with COVID-19 by 8<sup>th</sup> May 2020**. This figure includes revisions up to 13<sup>th</sup> May to account for delayed notifications. Responsibility for reporting the daily updates moved from the Public Health Agency (PHA) to the DoH on 19<sup>th</sup> April.
- NISRA weekly provisional death statistics, which are based on death registration information collected by the General Register Office, count all deaths where COVID-19 was mentioned on the death certificate by the doctor who certified the death, whether or not COVID-19 was the primary underlying cause of death. The figures include cases where the doctor noted that there was suspected or probable coronavirus infection involved in the death. As a result the weekly totals will usually be higher than the relevant daily figures - because the DOH daily updates only include those who have tested positive for the virus. The NISRA figures also include all deaths that occur outside hospital. They are comparable with weekly statistics produced by the Office for National Statistics and National Records Scotland. **NISRA figures published today show the total number of COVID-19 related deaths registered by 8<sup>th</sup> May 2020 was 578**. Deaths statistics based on date of registration will be subject to only minimal change.
- However, by analysing the registration based data using the **date the death occurred** (rather than date of registration with the General Register Office), the statistics show that **599 deaths associated with COVID-19 had occurred by 8<sup>th</sup> May**. This figure is based on deaths registered up to and including 13<sup>th</sup> May 2020 and is the most appropriate figure to use to understand additional deaths beyond those reported via the DoH's daily bulletin. However it is also subject to ongoing change as not all deaths which occurred by 8<sup>th</sup> May will have been registered at the time of publishing these statistics.

Figure 4 below graphically demonstrates the cumulative number of deaths involving COVID-19 in Northern Ireland using different data sources up to 8<sup>th</sup> May 2020.

The latest NISRA figures show that, by 8<sup>th</sup> May 2020, 599 deaths had occurred involving COVID-19, based on registrations up to 13<sup>th</sup> May 2020. DoH figures available for the same period show a total of 432 deaths.

Figure 4: Cumulative number of deaths involving COVID-19 in Northern Ireland using different data sources up to 8<sup>th</sup> May 2020<sup>1</sup>



<sup>1</sup>Responsibility for reporting daily figures moved from the PHA to the Department of Health on 19<sup>th</sup> April. These figures are based on deaths that occurred up to 8<sup>th</sup> May and include revisions up to 13<sup>th</sup> May, to account for delayed notifications.

## Latest death registration statistics

Table 2 shows that the provisional number of deaths registered in Northern Ireland in the week ending 8th May 2020 (week 18) was 336; 91 fewer (-21.3%) than in week 17, but 62 more (+22.6%) than the 5-year average of 274.

Over the last six weeks, 766 'excess deaths' (i.e. deaths above the average for the corresponding week in previous years) have been registered in Northern Ireland.

In terms of the year-to-date figures (weeks 1 to 18), the total number of deaths registered (6,478) is higher (+8.5%) than the 5-year average (5,971).

**Table 2: Deaths registered<sup>1</sup> weekly in Northern Ireland, 2020<sup>P</sup>**

Registration week	Week ending (Friday)	2020 <sup>P</sup> Total number of deaths registered in week	Previous 5 Years: 2015 - 2019 <sup>P</sup>			'Excess Deaths' No. of deaths above 5-year average
			Average number of deaths registered in corresponding week <sup>2</sup>	Range		
				Minimum	Maximum	
13	10/04/2020	434	298	280	323	136
14	10/04/2020	435	295	221	350	140
15	17/04/2020	424	290	270	316	134
16	24/04/2020	470	284	245	327	186
17	01/05/2020	427	320	292	357	107
18	08/05/2020	336	274	230	335	62
<b>Year-to-date (week 1-18) Total</b>		<b>6,478</b>	<b>5,971</b>			<b>766<sup>3</sup></b>

Note: statistics for the full year are available in the [accompanying spread sheet](#).

<sup>P</sup> Weekly published data are provisional.

<sup>1</sup> These data are based on registration dates of deaths, not occurrences. The majority of deaths are registered within five days in Northern Ireland.

<sup>2</sup> Figures may not sum due to rounding.

<sup>3</sup> Weeks 13-18.

Table 3 shows that the number of death registrations mentioning COVID-19 on the death certificate increased from 1 in week 11 to 128 in week 16, then fell to 84 in week 18 (578 in total).

In week 18, 38.7% of all deaths registered mentioned terms relating directly to respiratory causes on the death certificate. These are counted as 'respiratory' deaths in the table below and are provided to aid comparison with the COVID-19 statistics (COVID-19 deaths are also included in the respiratory category).

There have been 2,105 respiratory deaths registered in the year-to-date. The number and proportion (32.5%) of respiratory deaths is higher in the year-to-date than the 5-year average (1,859, 31.1%).

**Table 3: COVID-19 and respiratory deaths registered<sup>1</sup> weekly in Northern Ireland, 2020<sup>P</sup>**

Registration week	Week ending (Friday)	2020 <sup>P</sup>				Previous 5 Years: 2015 - 2019 <sup>P</sup>	
		Total number of deaths registered in week	COVID-19 <sup>2</sup> deaths registered in week	Respiratory <sup>3</sup> deaths registered in week (2020 <sup>P</sup> )		Average number of respiratory deaths registered in corresponding week <sup>4</sup>	
				N	%	N	%
11	20/03/2020	271	1	84	31.0%	95	32.0%
12	27/03/2020	287	9	77	26.8%	98	30.7%
13	03/04/2020	434	55	129	29.7%	91	30.4%
14	10/04/2020	435	76	162	37.2%	87	29.5%
15	17/04/2020	424	101	179	42.2%	81	28.0%
16	24/04/2020	470	128	206	43.8%	78	27.5%
17	01/05/2020	427	124	180	42.2%	88	27.5%
18	08/05/2020	336	84	130	38.7%	80	29.2%
<b>Year-to-date (week 1-18) Total</b>		<b>6,478</b>	<b>578</b>	<b>2,105</b>	<b>32.5%</b>	<b>1,859</b>	<b>31.1%</b>

Note: Statistics for the full year are available in the [accompanying spread sheet](#)

<sup>P</sup> Weekly published data are provisional.

<sup>1</sup> These data are based on registrations of deaths, not occurrences. The majority of deaths are registered within five days in Northern Ireland.

<sup>2</sup> COVID-19 deaths include any death where Coronavirus or COVID-19 (suspected or confirmed) was mentioned anywhere on the death certificate.

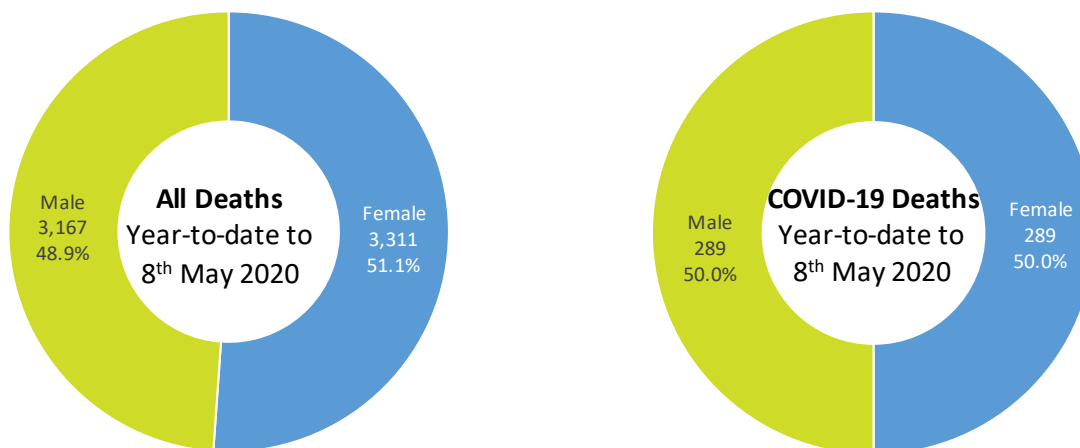
<sup>3</sup> Respiratory deaths include any death where terms directly relating to respiratory causes were mentioned anywhere on the death certificate (this includes COVID-19 deaths). This is not directly comparable to the ONS figures relating to 'deaths where the underlying cause was respiratory disease'.

<sup>4</sup> Figures may not sum due to rounding.

## Deaths registered by sex

In the calendar year to 8<sup>th</sup> May 2020, males and females accounted for a similar proportion of all deaths registered (males: 48.9%, females: 51.1%) and COVID-19 related deaths registered (males: 50.0%; female 50.0%). A weekly breakdown by sex is provided in the [accompanying spreadsheet](#).

Figure 5: All deaths and COVID-19 deaths registered by sex, year-to-date 2020

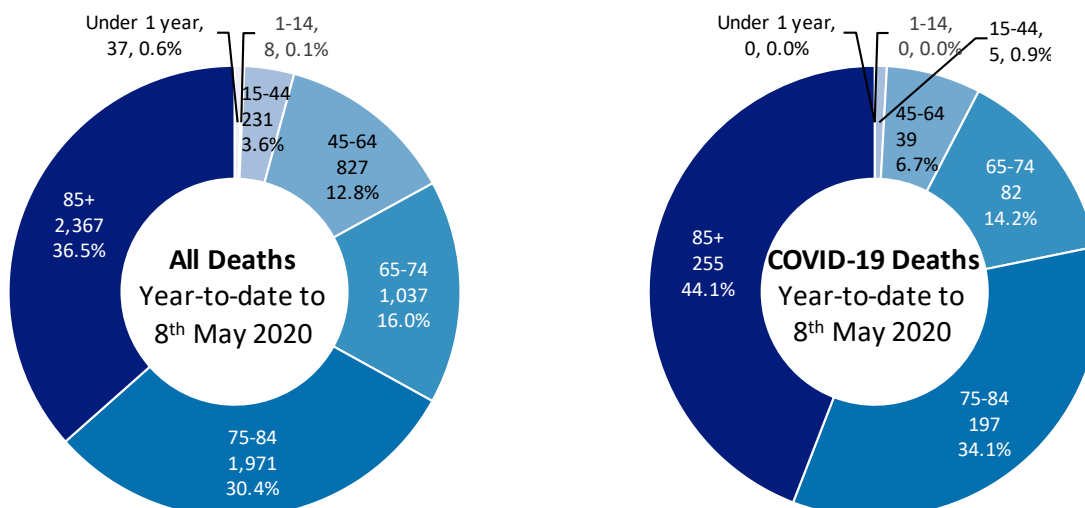


## Deaths registered by age-group

In the calendar year to 8<sup>th</sup> May the 75 years and over age-group accounted for two-thirds (67.0%) of all deaths and almost four-fifths (78.2%) of COVID-19 related deaths.

The 71 COVID-19 related deaths registered among those aged 75+ in week 18 (see [accompanying spreadsheet](#)) equated to 30.9% of all deaths registered for this age-group during the week, while the 12 COVID-19 related deaths registered among those aged 45-74 equated to 14.0% of all deaths for this age-group in week 18.

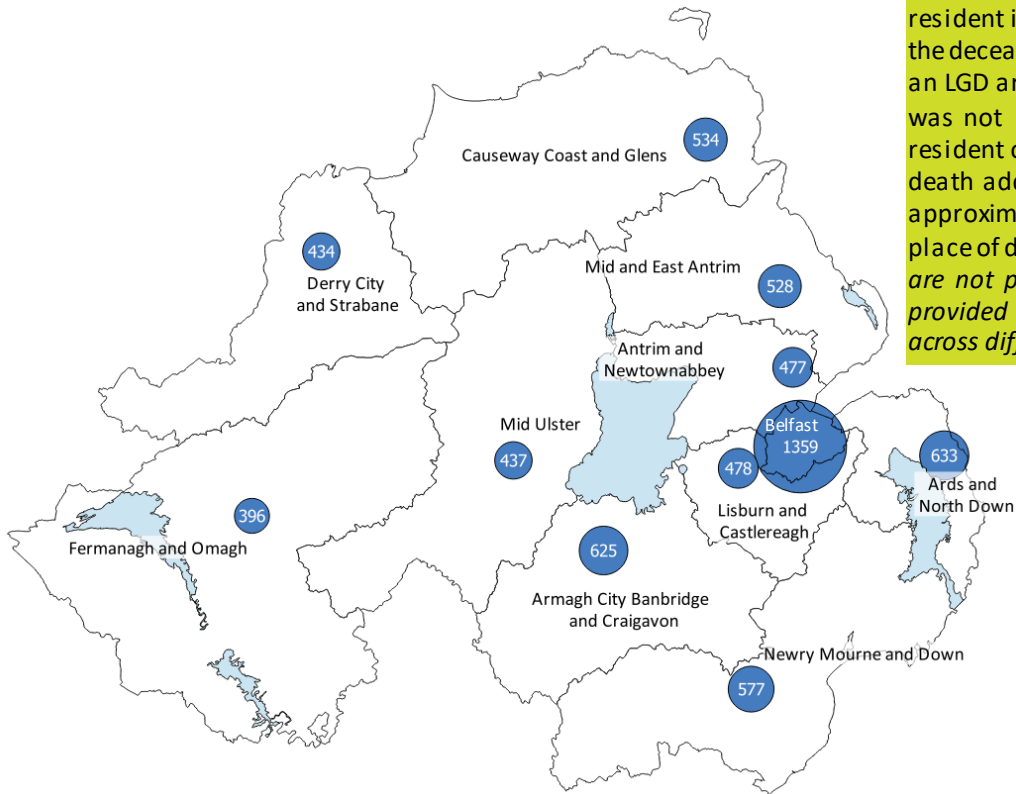
Figure 6: All deaths and COVID-19 deaths registered by age-group, year-to-date 2020



## Deaths registered by Local Government District\*

Those with an address\* in Belfast Local Government District (LGD) accounted for around one in five of all 6,478 deaths registered in the calendar year to 8<sup>th</sup> May 2020 (1,359, 21.0%).

**Figure 7: All deaths registered by LGD, year-to-date 2020**



\* The LGD data provided is based on the usual address of the deceased, recorded on the death certificate. Where the deceased was usually resident in NI and a home address was provided, the deceased's usual postcode has been mapped to an LGD area. If the usual address of the deceased was not provided or the deceased was usually resident outside of Northern Ireland, the place of death address was used for mapping. Annually, approximately 0.4% of deaths are mapped to the place of death for this reason. *Crude mortality rates are not provided. Age standardised rates will be provided in due course to enable comparisons across different geographical areas.*

For COVID-19 related deaths, those with an address\* in Belfast LGD accounted for 173 (29.9%) of the 578 deaths registered in the calendar year to 8<sup>th</sup> May. Fermanagh & Omagh LGD had the fewest number of COVID-19 related deaths registered up to 8<sup>th</sup> May (16).

**Figure 8: COVID-19 deaths registered by LGD, year-to-date 2020**



## Links to relevant publications

Deaths registered weekly in England & Wales

<https://www.ons.gov.uk/peoplepopulationandcommunity/birthsdeathsandmarriages/deaths>

Weekly Data on Deaths Registered in Scotland

<https://www.nrscotland.gov.uk/statistics-and-data/statistics/statistics-by-theme/vital-events/general-publications/weekly-and-monthly-data-on-births-and-deaths-registered-in-scotland>

Vital statistics (Central Statistics Office, Ireland)

<https://www.cso.ie/en/statistics/birthsdeathsandmarriages/>

Northern Ireland Department of Health daily COVID-19 figures

<https://www.health-ni.gov.uk/news> and [daily dashboard](#)

Number of coronavirus (COVID-19) cases and risk in the UK

<https://www.gov.uk/guidance/coronavirus-covid-19-information-for-the-public>

COVID-19 Health Surveillance Monitor (Ireland)

<https://www.gov.ie/en/service/0039bc-view-the-covid-19-coronavirus-dashboard-showing-the-latest-stats-and/>

## List of Tables

Data accompanying this bulletin are available from the [NISRA website](#) in Excel format. The spread sheet includes the following tables.

Table 1: Deaths registered each week in Northern Ireland, 2020

Table 2: Deaths registered each week in Northern Ireland, age by sex, 2020

Table 3: Deaths registered in Northern Ireland, by Local Government District (LGD), 2020

Table 4: Covid-19 deaths registered each week in Northern Ireland, age by sex, 2020

Table 5: Covid-19 registered deaths in Northern Ireland, by Local Government District (LGD), 2020

Table 6: Covid-19 Death Occurrences by week of death in Northern Ireland, 2020

Table 7: Covid-19 Death Occurrences by date of death Northern Ireland, March-May 2020

Table 8: Covid-19 Death Occurrences in Northern Ireland by week of death and Place of death, 2020

## Contact Details

We welcome feedback from users, please contact

NISRA Vital Statistics,  
Northern Ireland Statistics and Research Agency,  
Colby House,  
Stranmillis Court,  
Belfast BT9 5RR

E-mail: [demography@nisra.gov.uk](mailto:demography@nisra.gov.uk)

Telephone: +44 (0)300 200 7836

Twitter: [@NISRA](#)

<https://www.nisra.gov.uk/statistics>

Next publication: 22<sup>nd</sup> May 2020

