



Short Term Travel Plans for Northern Ireland Consumers as Covid Restrictions are Lifted

8 April 2022

FINAL



3 Wellington Park
Belfast
BT9 6DJ

T: 0044 2890 923362

F: 0044 2890 923334

info@socialmarketresearch.co.uk

www.socialmarketresearch.co.uk



Contents

Executive Summary3

1. Introduction5

1.1 Survey Focus and Content 5

1.2 Survey Methodology 5

1.2.1 Sample Profile..... 5

1.3 Notes on Reporting 5

2. Survey Findings6

2.1 Current working arrangements 6

2.2 Travelling to work / with work pre pandemic and post pandemic..... 7

2.3 Work related travel over the next 6 months..... 8

2.4 Going out, socialising, day trips etc. pre pandemic and post pandemic11

2.5 Going out, socialising, day trips etc. over the next 6 months12

2.6 Travelling outside of NI over the next 6 months14

2.6.1 Places consumers intend to travel to in the next 6 months..... 15

2.6.2 Number of times consumers intend to travel to different places in the next 6 months 15

2.6.3 Form of transport when travelling outside of N Ireland in the next 6 months 16

2.6.4 Reasons why consumers will not be travelling outside of N Ireland in the next 6 months 16

Appendix (Questionnaire)17

Executive Summary

The Consumer Council commissioned Social Market Research (SMR) to undertake a survey among NI consumers to assess their travel plans over the next six months as Covid restrictions lift. The survey is based on sample of 1012 NI adults using an online panel methodology. The survey was conducted in accordance with the ISO20252 Standard and fieldwork was carried out in March 2022.

Key Findings

Current working arrangements

- 63% of employees said they currently work at their place of work
- 13% work from home due to Covid but will be working at home and their place of work over the next 6 months
- 7% are working from home due to Covid but will be returning to their place of work over the next 6 months
- 6% work from home because of Covid and will continue to work from home over the next 6 months
- 7% said they have always worked at home and this will not change over the next 6 months

Travelling to work / for work

- 74% of employees used their car to travel to work / for work in the period before Covid (69% currently do so)
- Comparing the period before Covid and now, there has been no significant change in the forms of transport used by employees to travel to work / for work
- 74% of employees said that how they travel to work over the next 6 months will not change
- 65% of employees are reliant on their car for work and that this will not change in the next 6 months
- 44% of employees said they would prefer to work at home over the next 6 months
- 40% said their employer is supportive of hybrid working
- 39% said their employer / business will offer them flexibility in terms of being able to work from home
- 35% of employees say they intend to walk to work more than they did before the pandemic
- 23% of employees intend to use public transport more to get to work than they did before the pandemic

Going out / socialising / day trips / leisure trips etc.

- 75% of consumers used their car before Covid when going out / socialising etc., with 75% doing so currently
- In the period before Covid and now, there has been no significant change in the forms of transport used by consumers when going out / socialising / day trips etc.
- 60% said that how they travel when going out / socialising etc. will not change over the next 6 months
- 52% said they intend to walk more when going out / socialising etc.
- 35% intend to use their car more when going out socialising etc.
- 32% intend to use public transport more when going out / socialising / day trips etc.
- 18% will use taxis more in the next 6 months when going / socialising etc. compared with period before Covid

Travelling outside of NI in the next 6 months

- 61% of consumers intend to travel outside of NI in the next 6 months
- 54% intend to travel outside of NI for social, pleasure or holiday purposes in the next 6 months
- 10% intend to travel outside of NI for work purposes in the next 6 months
- 42% of those intending to travel outside of N Ireland over the next 6 months say they will travel to GB
- 32% of those intending to travel will travel to the Republic of Ireland
- 53% of those intending to travel will travel to places outside of the UK and Ireland
- 70% of those intending to travel will do so by plane, 31% by car, and 25% by ferry
- 43% of those not intending to travel outside of N Ireland in the next 6 months say they can't afford to, with 39% worried about Covid

Conclusions

This survey shows that although most employees are working at their place of work, because of Covid a significant number will have alternative arrangements (e.g. hybrid working) in place over the next 6 months. Although this suggests less work related travel, the survey shows that although fewer employees report using their car now compared to the period before the pandemic, this difference is not statistically significant. Indeed the pattern of travel reported by employees in the pre-pandemic period compared with now remains largely unchanged.

Although the pattern of work related travel in the pre-pandemic period is consistent with current work related travel arrangements, the survey found some evidence that work related travel patterns may change over the next six months, with significant numbers of employees reporting that their employer / business is supportive of more flexible working arrangements such as working from home or both working from home and working at their place of work. Although there is a high dependence on cars for work related travel, there is evidence of some potential change in the next six months with significant numbers saying they intend to walk to work more than they did before the pandemic, and that they intend to use public transport more than they did before the pandemic. Those living in urban areas were more likely to say they will make these changes.

In relation to use of transport when socialising and going out etc. over the next six months, the pattern of response is consistent with that for work related travel, with consumers in the pre-pandemic period and now most commonly using their cars. However, a significant number of consumers said that over the next six months they will change their travel habits when going out, with just over half saying they intend to walk more than they did pre-Covid. Around a third said they intend to make more use of public transport when going out than they did before the pandemic.

Finally, the survey found that most NI consumers intend to travel outside of NI in the next six months, with just over half travelling for social, pleasure or holiday purposes. In terms of destinations, most of those who intend to travel will travel to destinations outside of the UK and Ireland, with significant numbers also travelling to GB and the Republic of Ireland.

1. Introduction

In March 2022, The Consumer Council commissioned Social Market Research (SMR) to undertake a survey on Northern Ireland consumers' travel plans as Covid restrictions are lifted.

1.1 Survey Focus and Content

The aim of the survey was to explore:

- Current working arrangements
- Changes in work related travel arrangements before the pandemic and now
- Work related travel arrangements over the next 6 months
- Changes in travel arrangements when going out/socialising/ day trips/leisure trips before the pandemic and now
- Travel arrangements over the next 6 months in relation to going out / socialising / day trips / leisure trips
- Travelling outside of NI over the next 6 months

1.2 Survey Methodology

The survey is based on 1012 interviews with the N Ireland general public aged 18+. The survey was conducted using an online panel methodology with results representative of the NI adult population. The survey has a margin of error of +/-3.1% (at most). Fieldwork was conducted between 14-23 March 2022. The research was conducted in line with ISO20252 of which Social Market Research is fully accredited. The survey questionnaire is included as Appendix 1.

1.2.1 Sample Profile

Table 1.1 presents an overview of the sample profile weighted by age, sex, social class and area (LGD) and in line with census mid-year population estimates for 2020.

		%	n
Sex	Male	49	492
	Female	51	520
Age	18-34	26	262
	35-59	47	478
	60+	27	272
SEG ¹	ABC1	48	487
	C2DE	52	525
Local government district	Antrim and Newtownabbey Borough Council	8	81
	Ards and North Down	9	91
	Armagh City, Banbridge and Craigavon	10	101
	Belfast	18	182
	Causeway Coast and Glens	8	81
	Derry and Strabane	8	81
	Fermanagh and Omagh	6	61
	Lisburn and Castlereagh	8	81
	Mid and East Antrim	7	71
	Mid Ulster	8	81
	Newry, Mourne and Down	10	101

1.3 Notes on Reporting

Please note that due to rounding, row and column totals in tables and figures may not sum to 100. Also, please note that any differences between sample subgroups (e.g. age, gender, social class etc.) alluded to in the report commentary are statistically significant to at least the 95% confidence level. The use of [-] within tables denotes less than 1%. Prior to analysis the data have been weighted by age, sex, social class, and local government district, and in line with NI census estimates.

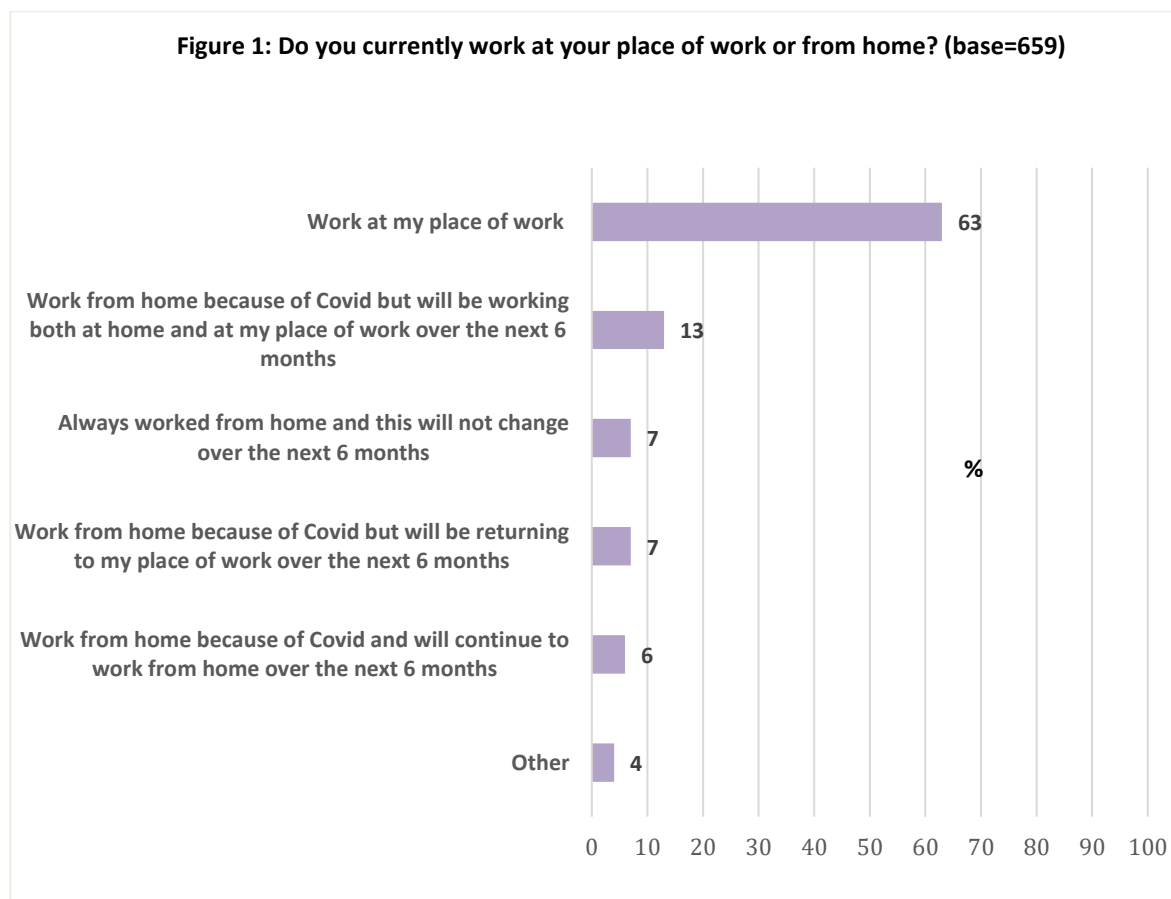
¹ Used as an indicator of social class with ABC1 grades including: higher managerial, administrative or professional; intermediate managerial, administrative or professional; and, supervisory or clerical, junior managerial, administrative or professional. C2DE social grades include: skilled manual workers; semi and unskilled manual workers; and, state pensioners or widows (no other earner), casual or lowest grade workers.

2. Survey Findings

2.1 Current working arrangements

Consumers were asked if they currently work at their place of work or from home.

Figure 1 shows that among those who work (n=659), most (63%) said they currently work at their place of work. Thirteen percent (13%) said they work from home because of Covid but will be working both at home and at their place of work over the next 6 months, 7% said they have always worked at home and this will not change over the next 6 months, with the same number (7%) working from home because of Covid but who say they will be returning to their place of work over the next 6 months. Six percent said they work from home because of Covid and will continue to work from home over the next 6 months. Four percent cited other working arrangements².



Statistically Significant Differences between Respondent Groups

- C2DE employees were more likely to say they currently work at their place of work (69%) [ABC1, 58%]
- Employees with a lower level of educational attainment were more likely to say they currently work at their place of work (high, 57%; medium, 60%; low, 72%)
- Those living in Causeway Coast and Glens were more likely to say they currently work at their place of work (75%) [Newry, Mourne and Down (51%), and Armagh, Banbridge and Craigavon (51%) employees, were proportionately more likely to say that they will have in place arrangements other than working at their place of work over the next 6 months]

² Included: always work at a customer's home (n=1); at clients (n=1); at customers' homes (n=1); don't work from home (n=1); HGV lorry driver (n=1); house wife (n=1); I am currently on maternity leave (n=1); I was a key worker (n=1); I'm a front line worker (n=1); I'm an actor, I work in various places (n=1); I'm a taxi driver (n=1); isolating (n=1); key worker (n=1); lorry driver (n=1); taking a year off (n=1); work outside (n=1);

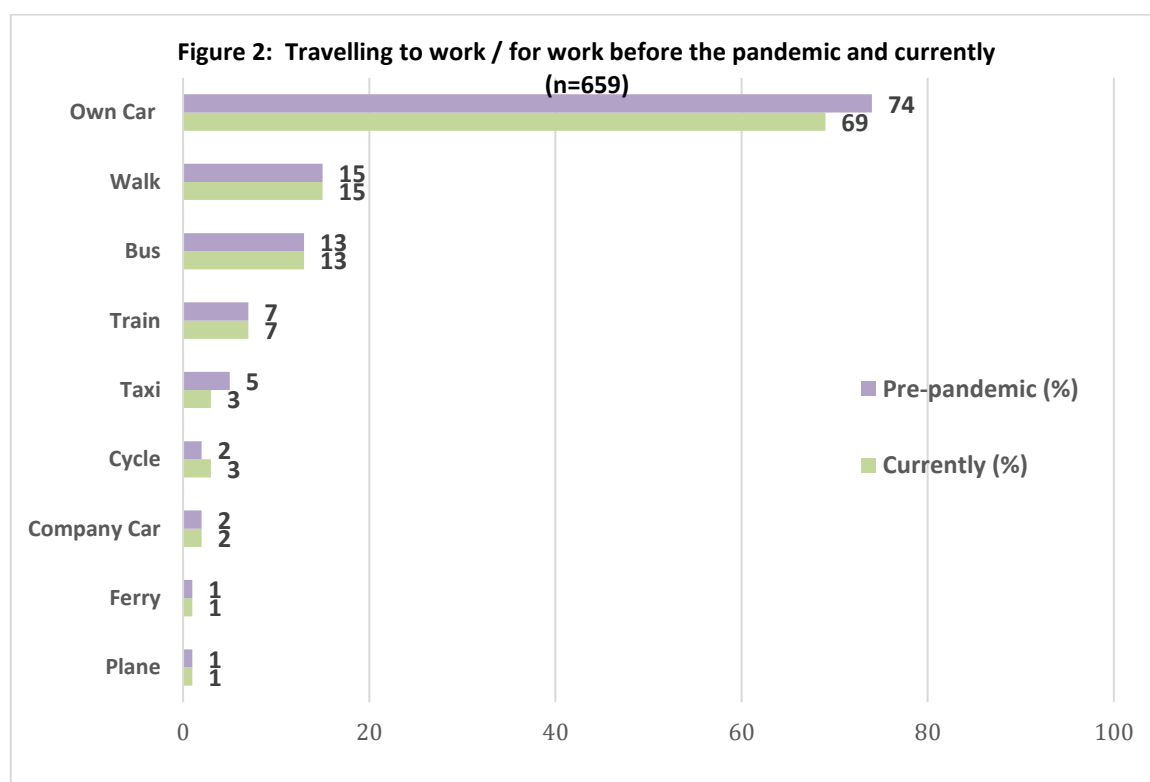
2.2 Travelling to work / with work pre pandemic and post pandemic

Employees were asked about their arrangements for travelling to work before the pandemic and how they currently travel to work / with work.

Figure 2 shows that private car use was the most common form of transport used by employees when travelling to work / for work before the pandemic (74%), as well as currently (69%).

The pattern of response reported by employees for the period before the pandemic is consistent with current arrangements for travelling to / for work.

Although slightly fewer employees (69% vs. 74%) said they currently use their car to travel to / for work, this difference when compared with the period before the pandemic is not statistically significant.



Statistically Significant Differences between Respondent Groups

Travelling by car to work / with work

- Before the pandemic, younger employees were less likely to say they travelled with work / for work by car (18-34, 66%: 35-59, 79%: 60+, 73%) [this is consistent with the current travel to work pattern] (18-34, 62%: 35-59, 74%: 60+, 66%)
- Before the pandemic, ABC1 employees were more likely to say they travelled with work / for work by car (80% vs. 33%) [this is consistent with the current travel to work pattern, 74% vs. 61%]
- Pre pandemic, employees with a higher level of educational attainment were more likely to say likely to say they travelled with work / for work by car (high, 82%: medium, 70%: low, 66%) [this is consistent with the current travel to work pattern, high, 76%: medium, 67%: low, 61%]
- Before the pandemic, relatively higher income employees were more likely to say they travelled with work / for work by car (<=£20K, 64%: 20K-£40K, 75%: £40K+, 78%) [this is consistent with the current travel to work pattern, <=£20K, 58%: 20K-£40K, 71%: £40K+, 78%]

- Pre-pandemic, employees in rural areas were more likely to say they travelled with work / for work by car (79% vs. 71%) [this is consistent with the current travel to work pattern, rural, 73% vs urban, 67%]
- Pre-pandemic, Fermanagh and Omagh employees were more likely to say they travelled with work / for work by car (90%) [Belfast (47%) employees were least likely to say they travelled with work / for work by car [currently Mid Ulster and Causeway Coast and Glens employees are more to say they travel with work / for work by car (87%) with Belfast employees least likely to do so, 49%]

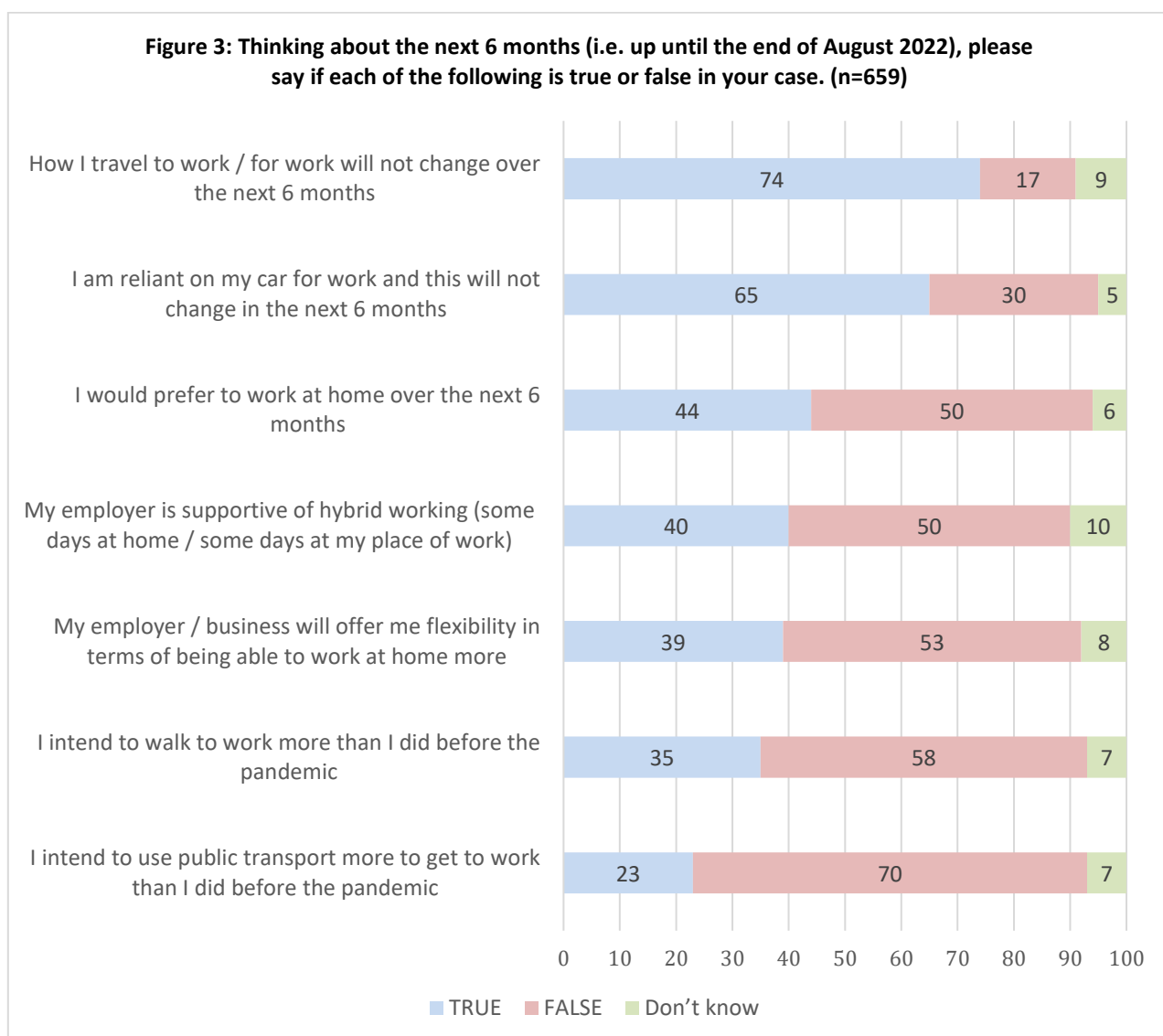
2.3 Work related travel over the next 6 months

Employees were presented with a number of statements relating to travel over the next 6 months (i.e. up until the end of August 2022), and to say if each is true or false in their case.

Figure 3 shows that almost three out of four (74%) employees said that how they travel to work / for work will not change over the next 6 months, with 65% saying they are reliant on their car for work and that this will not change in the next 6 months.

More than four out of ten (44%) employees said they would prefer to work at home over the next 6 months, with similar numbers saying their employer is supportive of hybrid working (40%) and that their employer / business will offer them flexibility in terms of being able to work from home (39%).

Around one in three (35%) employees say they intend to walk to work more than they did before the pandemic, with less than a quarter (23%) intending to use public transport more to get to work than they did before the pandemic.



Statistically Significant Differences between Respondent Groups

Statement: *'I would prefer to work at home over the next 6 months'*

- Female employees were less likely to disagree when asked if they would prefer to work from home over the next 6 months (47% vs. 52%), with proportionately more female employees also undecided (9% vs. 3%)
- Younger employees were more likely to say they would prefer to work from home over the next 6 months (18-34, 57%; 35-59, 41%; 60+, 32%)
- ABC1 employees were more likely to say they would prefer to work from home over the next 6 months (52% vs. C2DE, 33%)
- Employees with a lower level of educational attainment were less likely say they would prefer to work from home over the next 6 months (high, 51%; medium, 51%; low, 29%)
- Employees in Ards and North Down were more likely to say they would prefer to work from home over the next 6 months (65%) [Mid Ulster employees were least likely to say they would prefer to work from home over the next 6 months, 26%]

Statement: *I intend to use public transport more to get to work than I did before the pandemic*

- Younger employees were more likely to say they intend to use public transport more to get to work than they did before the pandemic (18-34, 35%; 35-59, 16%; 60+, 22%)
- Higher income employees were less likely to say they intend to use public transport more to get to work than they did before the pandemic (<=£20K, 26%; 20K-£40K, 23%; £40K+, 16%)
- Employees in urban areas were more likely to say they intend to use public transport more to get to work than they did before the pandemic (27% vs. 14%)
- Employees in Belfast (45%) were more likely to say they will use public transport more to get to work than they did before the pandemic (Fermanagh and Omagh employees were least likely to say they will do so, 2%)

Statement: *I am reliant on my car for work and this will not change in the next 6 months*

- A greater proportion of male employees said they are reliant on their car for work and this will not change in the next 6 months (71% vs. 58%)
- Employees aged over 35 were more likely to say they are reliant on their car for work and this will not change in the next 6 months (18-34, 56%; 35-59, 69%; 60+, 69%)
- ABC1 employees were more likely to say they are reliant on their car for work and this will not change in the next 6 months (68% vs. 60%)
- Employees with a higher level of educational attainment were more likely to say they are reliant on their car for work and this will not change in the next 6 months (high, 67%; medium, 65%; low, 61%)
- Relatively higher income employees were more likely to say they are reliant on their car for work and this will not change in the next 6 months (<=£20K, 55%; 20K-£40K, 70%; £40K+, 71%)
- Employees in rural areas were more likely to say they are reliant on their car for work and this will not change in the next 6 months (68% vs. 63%)
- Employees in Causeway Coast and Glens (82%) were more likely to say they are reliant on their car for work and this will not change in the next 6 months (Belfast employees were least likely to say this is the case, 40%)

Statement: *I intend to walk to work more than I did before the pandemic*

- Lower income employees were more likely to say they intend to walk to work more than they did before the pandemic (<=£20K, 43%: 20K-£40K, 35%: £40K+, 26%)
- Employees in urban areas were more likely to say they intend to walk to work more than they did before the pandemic (40% vs. 25%)
- Employees in Belfast (53%) were more likely to say they intend to walk to work more than they did before the pandemic (Fermanagh and Omagh employees were least likely to say they will do so, 20%)

Statement: *My employer is supportive of hybrid working (some days at home / some days at my place of work)*

- A greater proportion of male employees said their employer is supportive of hybrid working (47% vs. 32%), whereas proportionately more female employees said their employer is unsupportive (58% vs. 45%)
- ABC1 employees were more likely to say their employer is supportive of hybrid working (50% vs. 26%)
- Employees with a higher level of educational attainment were more likely to say their employer is supportive of hybrid working (high, 51%: medium, 43%: low, 23%)

Statement: *My employer / business will offer me flexibility in terms of being able to work at home more*

- Male employees were more likely to say their employer / business will offer them flexibility in terms of being able to work at home more (44% vs. 32%) [female employees were more likely to say the opposite is the case, 59% vs. 49%]
- ABC1 employees were more likely to say their employer / business will offer them flexibility in terms of being able to work at home more (50% vs. C2DE, 22%)
- Employees with a higher level of educational attainment were more likely to say their employer / business will offer them flexibility in terms of being able to work at home more (high, 50%: medium, 42%: low, 19%)

Statement: *How I travel to work / for work will not change over the next 6 months*

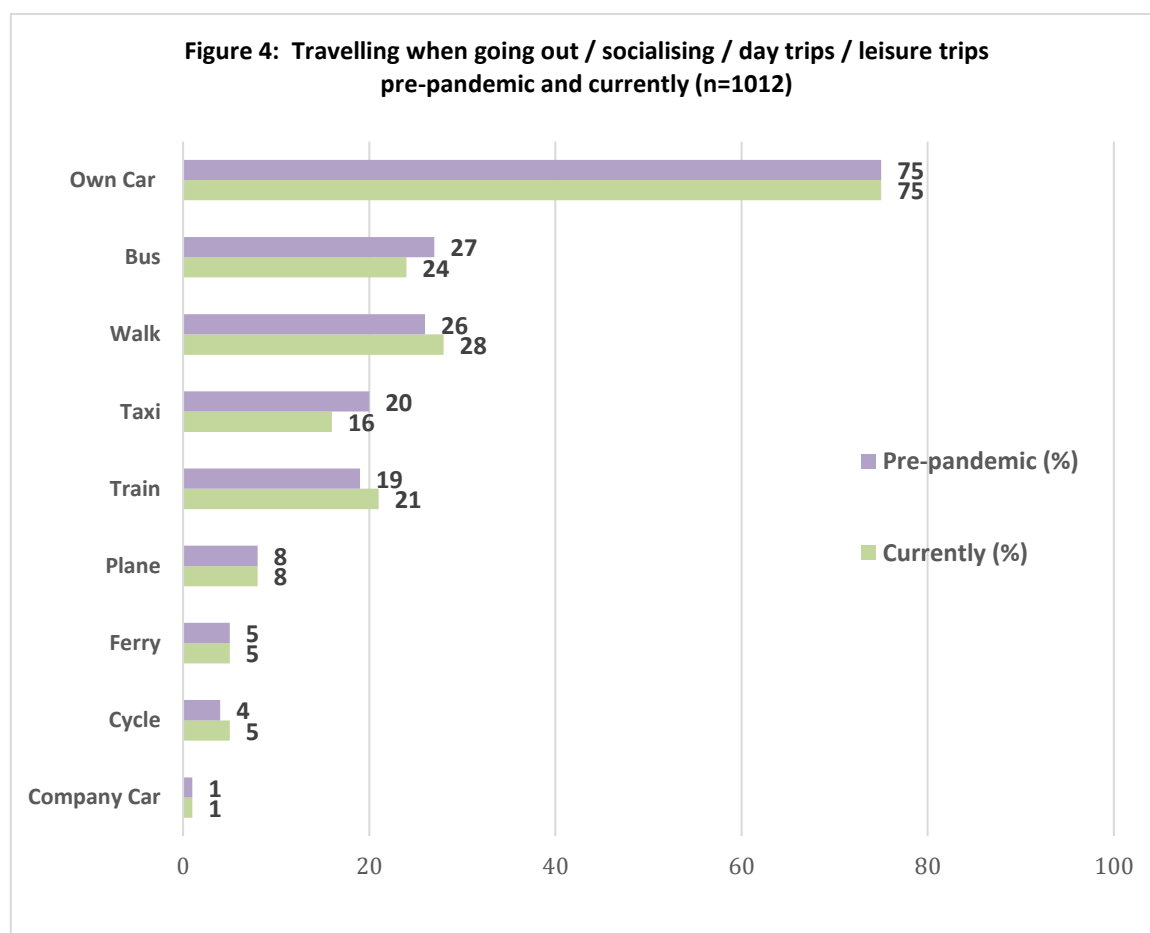
- Older employees were more likely to say that how they travel to work / for work will not change over the next 6 months (18-34, 65%: 35-59, 76%: 60+, 85%)
- Employees with a lower level of educational attainment were more likely to say that how they travel to work / for work will not change over the next 6 months (high, 69%: medium, 73%: low, 85%)
- Employees in rural areas were more likely to say that how they travel to work / for work will not change over the next 6 months (81% vs. 71%)

2.4 Going out, socialising, day trips etc. pre pandemic and post pandemic

Employees were asked about how they travelled when going out / socialising / day trips etc. before the pandemic and now.

Figure 4 shows that consumers, in the period before the pandemic and currently, most commonly use their car (75%) when going out / socialising / day trips etc.

The pattern of response between pre pandemic and now is broadly similar. Although there were slight changes in relation to using the bus, walking, taking taxis, use of trains and cycling, these differences are not statistically significant.



Statistically Significant Differences between Respondent Groups

Travelling by car when going out / socialising / day trips etc.

- Before the pandemic, older consumers were more likely to say they travelled by car when going out / socialising / day trips etc. (18-34, 70%: 35-59, 74%: 60+, 81%) [this is consistent with the current pattern, 18-34, 71%: 35-59, 74%: 60+, 82%]
- Before the pandemic, ABC1 consumers were more likely to say they travelled by car when going out / socialising / day trips etc. (86% vs. 65%) [this is consistent with the current pattern, 86% vs. 66%]
- Pre-pandemic, consumers with a higher level of educational attainment were more likely to say they travelled by car when going out / socialising / day trips etc. (high, 86%: medium, 74%: low, 66%) [this is consistent with the current pattern, high, 87%: medium, 73%: low, 67%]
- Before the pandemic, relatively higher income consumers were more likely to say they travelled by car when going out / socialising / day trips etc. (<=£20K, 68%: 20K-£40K, 76%: £40K+, 87%) [this is consistent with the current pattern (<=£20K, 67%: 20K-£40K, 76%: £40K+, 85%)]

- Before the pandemic, consumers in rural areas were more likely to say they travelled by car when going out / socialising / day trips etc. (83% vs. 72%) [this is consistent with the current pattern, rural, 83% vs urban, 72%]
- Again, before the pandemic, Ards and North Down consumers (87%) were more likely to say they travelled by car when going out / socialising / day trips etc. [Belfast (62%)] [this is consistent with the current pattern: Ards and North Down, 89%: Belfast, 59%]

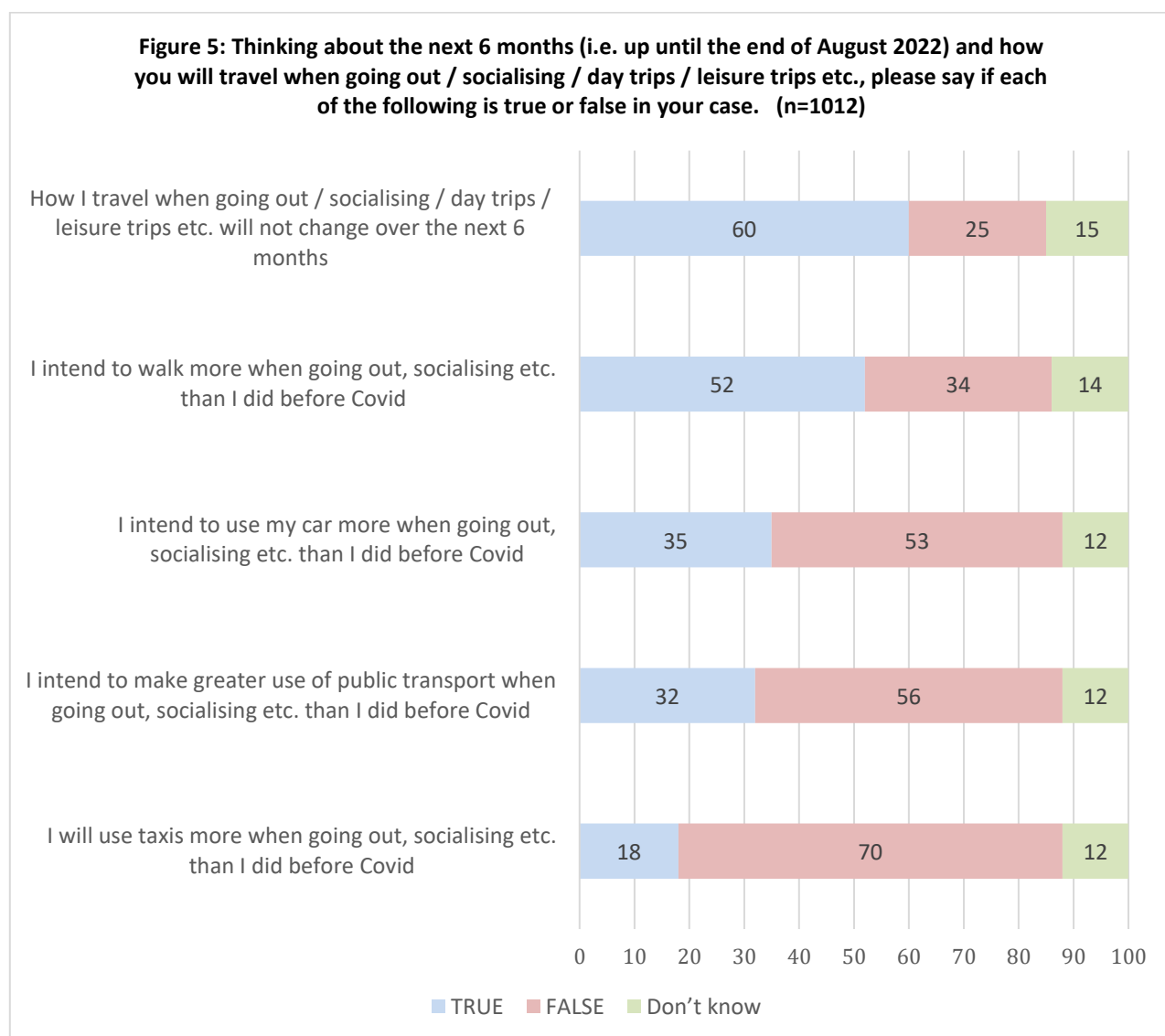
2.5 Going out, socialising, day trips etc. over the next 6 months

Consumers were presented with a number of statements relating to travelling when going out / socialising / day trips etc. over the next 6 months.

Figure 5 shows that six out of ten (60%) consumers said that how they travel when going out / socialising / day trips etc. will not change over the next 6 months, with just over half (52%) saying they intend to walk more.

Approximately one in three consumers (35%) said they intend to use their car more when going out socialising etc., with a similar number saying that compared with the period before Covid, they intend to use public transport more when going out / socialising / day trips etc. (32%).

Less than one in five (18%) consumers said they will use taxis more when going out, socialising etc., than they did before Covid.



Statistically Significant Differences between Respondent Groups

Statement: *'I intend to walk more when going out, socialising etc. than I did before Covid'*

- Younger consumers were more likely to say they intend to walk more when going out, socialising etc. than they did before Covid (18-34, 65%: 35-59, 51%: 60+, 43%)
- C2DE consumers were more likely to say they intend to walk more when going out, socialising etc. than they did before Covid (55% vs. ABC1, 49%)
- Consumers with an intermediate level of educational attainment were more likely to say they intend to walk more when going out, socialising etc. than they did before Covid (high, 51%: medium, 58%: low, 49%)
- Mid Ulster consumers (71%) were more likely to say they intend to walk more when going out, socialising etc. than they did before Covid [Fermanagh and Omagh residents were least likely to say they will do so, 34%]

Statement: *'I intend to make greater use of public transport when going out, socialising etc. than I did before Covid'*

- Younger consumers were more likely to say they intend to make greater use of public transport when going out, socialising etc. than they did before Covid (18-34, 49%: 35-59, 26%: 60+, 29%)
- Economically active consumers were more likely to say they intend to make greater use of public transport when going out, socialising etc. than they did before Covid (34% vs. 29%)
- Those living in urban areas were more likely to say they intend to make greater use of public transport when going out, socialising etc. than they did before Covid (36% vs. 24%)
- Belfast consumers (42%) were more likely to say they intend to make greater use of public transport when going out, socialising etc. than they did before Covid [Fermanagh and Omagh residents were least likely to say they will do so, 10%]

Statement: *'I will use taxis more when going out, socialising etc. than I did before Covid'*

- Male consumers were more likely to say they will use taxis more when going out, socialising etc. than they did before Covid (23% vs. 14%)
- Younger consumers were more likely to say they will use taxis more when going out, socialising etc. than they did before Covid (18-34, 31%: 35-59, 17%: 60+, 6%)
- Those with a disability were more likely to say they will use taxis more when going out, socialising etc. than they did before Covid (22% vs. 16%)
- Derry and Strabane consumers (30%) were more likely to say they will use taxis more when going out, socialising etc. than I did before Covid [Mid Ulster residents were least likely to say they will do so, 10%]

Statement: *'I intend to use my car more when going out, socialising etc. than I did before Covid'*

- Younger consumers were more likely to say they intend to use their car more when going out, socialising etc. than I did before Covid (18-34, 44%: 35-59, 33%: 60+, 18%)
- Those with a disability were more likely to say they intend to use their car more when going out, socialising etc. than I did before Covid (41% vs. 31%)
- Armagh City, Banbridge and Craigavon consumers (49%) were more likely to say they intend to use their car more when going out, socialising etc. than I did before Covid [Lisburn and Castlereagh residents were least likely to say they will do so, 19%]

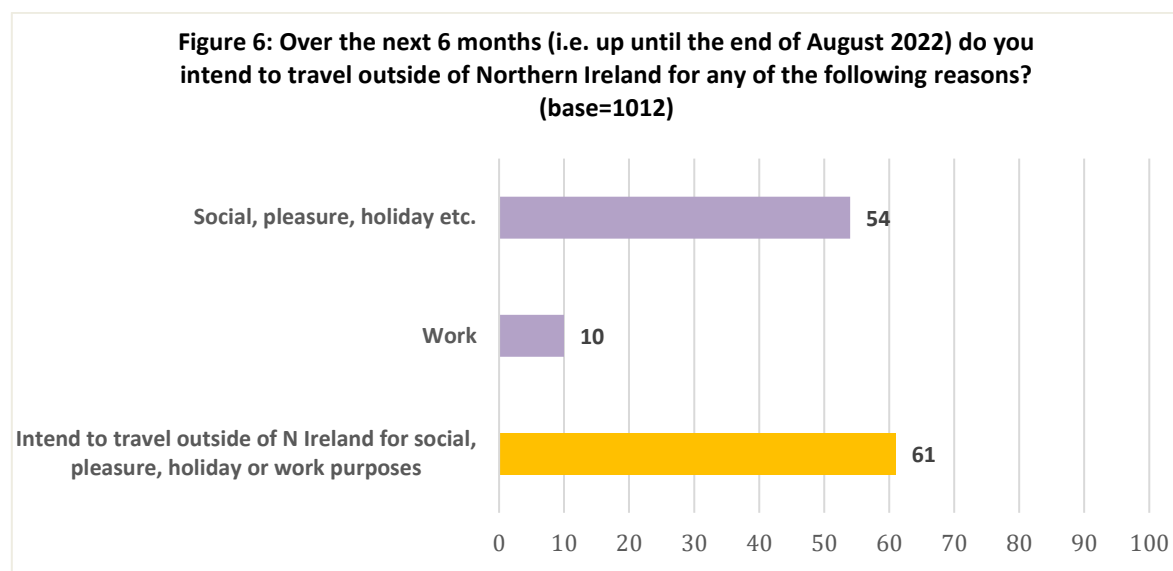
Statement: 'How I travel when going out / socialising / day trips / leisure trips etc. will not change over the next 6 months'

- Older consumers were more likely to say how they travel when going out / socialising / day trips / leisure trips etc. will not change over the next 6 months (18-34, 58%: 35-59, 57%: 60+, 68%)
- Those living in rural areas were more likely to say how they travel when going out / socialising / day trips / leisure trips etc. will not change over the next 6 months (64% vs. 58%)
- Fermanagh and Omagh consumers (77%) were more likely to say how they travel when going out / socialising / day trips / leisure trips etc. will not change over the next 6 months [Mid Ulster residents were least likely to say how they travel will remain unchanged, 49%]

2.6 Travelling outside of NI over the next 6 months

Consumers were asked, if over the next 6 months, they intend to travel outside of NI for different reasons.

Figure 6 shows that 61% of consumers said that over the next 6 months they intend to travel outside of NI: 54% for either social, pleasure or holiday purposes and 10% for work purposes.



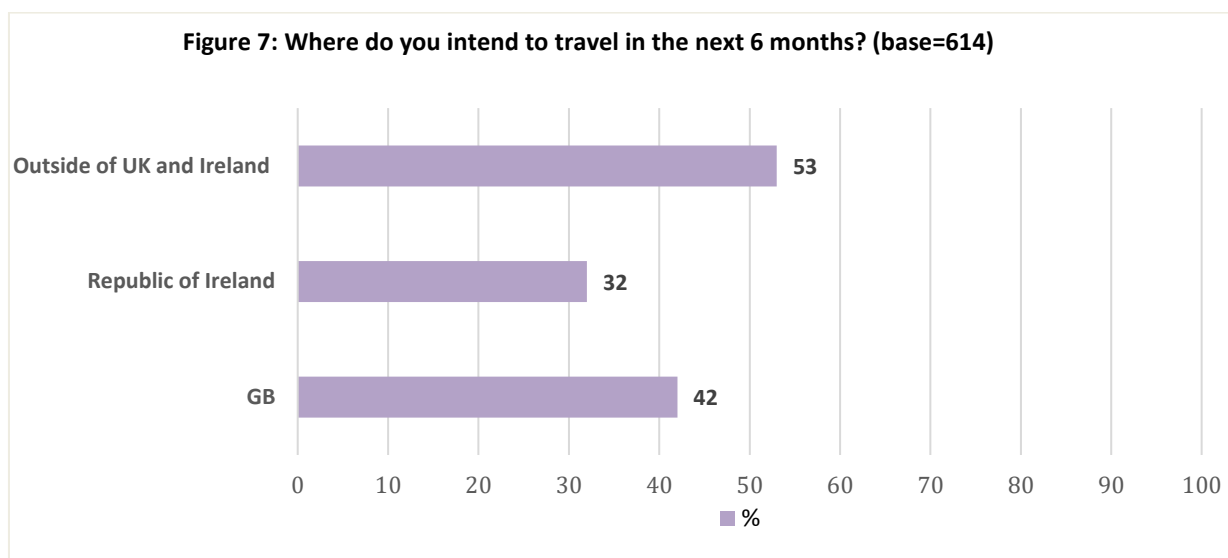
Statistically Significant Differences between Respondents

Those who said that over the next 6 months they are likely to travel outside of NI for social, pleasure, holiday or work purposes included:

- Younger consumers (18-34, 72%: 35-59, 58%: 60+, 54%)
- ABC1 consumers (70% vs. C2DE, 52%)
- Consumers with relatively higher levels of educational attainment (high, 67%: medium, 69%: low, 49%)
- Higher income consumers (<=£20K, 56%: 20K-£40K, 60%: £40K+, 71%)
- Armagh City, Banbridge and Craigavon consumers (75%) [Newry, Mourne and Down, 48%]

2.6.1 Places consumers intend to travel to in the next 6 months

Among consumers who said they intend to travel outside of NI in the next 6 months (n=614), just over half (53%) said they intend to travel outside of the UK and Ireland, 32% intend to travel to the Republic of Ireland, and 42% plan to travel to GB.

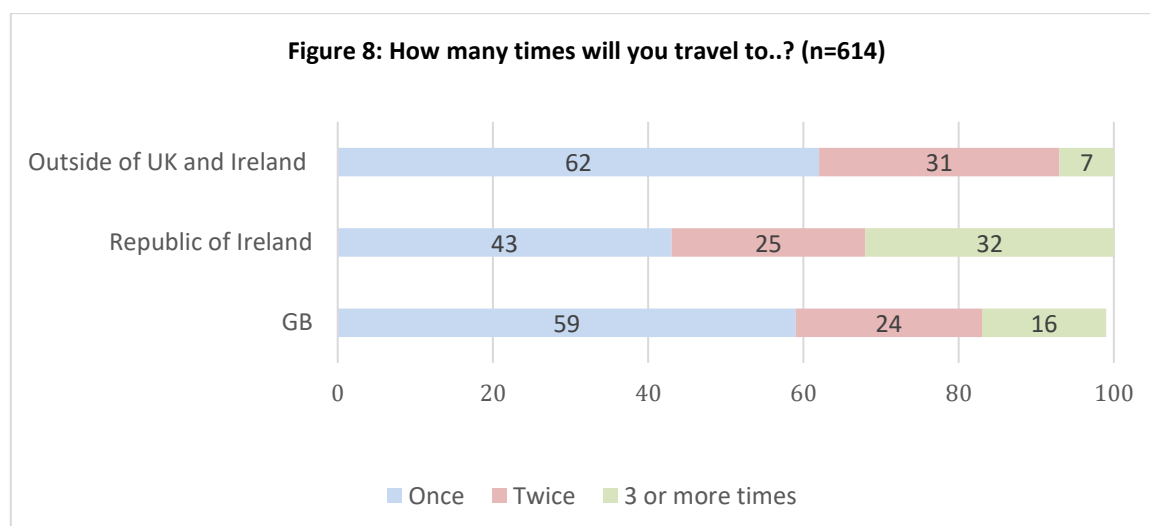


2.6.2 Number of times consumers intend to travel to different places in the next 6 months

Among consumers who said they intend to travel to places outside of the UK and Ireland (n=325), 62% said they intend to travel once, 31% intend to travel twice and 7% intend to travel on three or more occasions.

Among those intending to travel to the Republic of Ireland in the next 6 months (n=197), 43% intend to do so once, 25% on two occasions, and 32% intend to do so on three or more occasions.

Among those intending to travel to GB in the next 6 months (n=257), most (59%) intend to do so once, 24% on two occasions, and 16% intend to do so on three or more occasions.

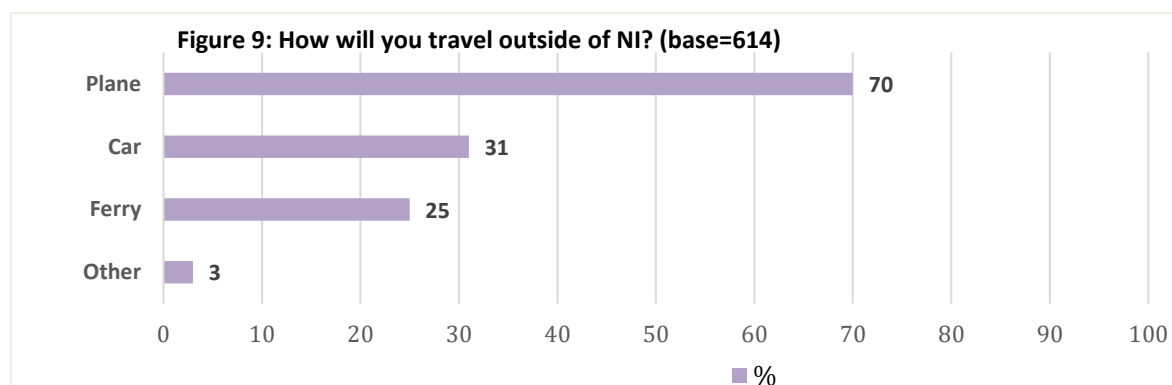


2.6.3 Form of transport when travelling outside of N Ireland in the next 6 months

Those consumers who said they will be travelling outside of NI in the next 6 months (n=614) were asked what form of transport they intended to use.

Figure 9 shows that 70% said they will travel outside of NI by plane, 31% will do so by car, 25% by ferry, and 3% via other forms of transport³.

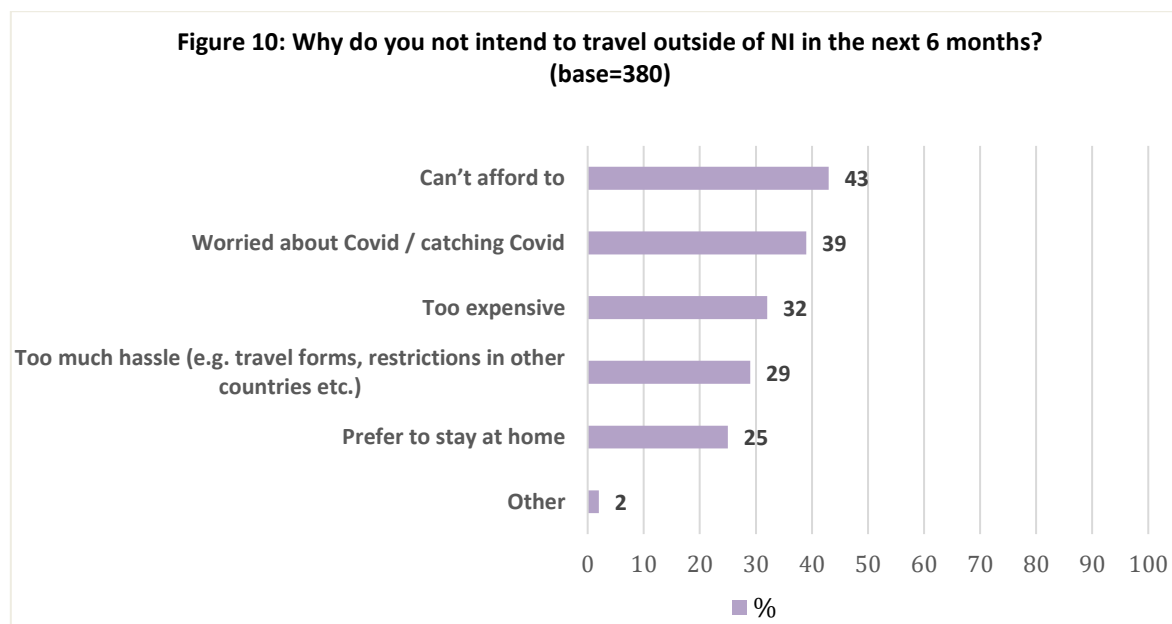
Among consumers who will only be travelling to GB in the next 6 months (n=146), 57% said they will travel by plane, 50% by ferry, and 21% by car (note that these consumers may travel on more than one occasion and use different forms of travel for different visits).



2.6.4 Reasons why consumers will not be travelling outside of N Ireland in the next 6 months

Those consumers who said they do not intend to travel outside of NI in the next 6 months were asked why this is.

Figure 10 shows that the most common reasons why consumers do not intend to travel outside of NI are not being able to afford to (43%), being worried about Covid (39%), travel being too expensive (32%), too much hassle (29%), and a preference for staying at home (25%). Two percent of consumers cited other reasons for not travelling outside of NI in the next 6 months⁴.



³ Included: bus (n=9); train (n=7); cruise ship (n=1); motorhome (n=2); minibus (n=1).

⁴ Included: Booked holiday in September 2022 (n=1); family sickness (n=1); health reasons (n=1); holiday planned for September (n=1); I have MS, so can't go far (n=1); I have plans to travel outside Northern Ireland in October (n=1); I'm sick (n=1); I've a toddler which would make it too much hassle (n=1); no interest (n=1); looking after elderly parents (n=1); no interest in travelling (n=1); sick since Covid vaccine (n=1); two cats (n=1); will be on maternity leave from July (n=1); worried about the war in Ukraine (n=1);

Appendix (Questionnaire)



QUESTIONNAIRE

Short Term Travel Plans

V2

4 March 2022



3 Wellington Park
Belfast
BT9 6DJ

T: 02890 923362
F: 02890 923334

info@socialmarketresearch.co.uk
www.socialmarketresearch.co.uk



We want to ask you about your travel plans between now and the end of August 2022.

A1. Do you currently work at your place of work or from home?

Work at my place of work	1
Work from home because of Covid but will be returning to my place of work over the next 6 months	2
Work from home because of Covid but will be working both at home and at my place of work over the next 6 months	3
Work from home because of Covid and will continue to work from home over the next 6 months	4
Always worked from home and this will not change over the next 6 months	5
Other (please specify)	6
I DON'T WORK	7

ASK IF A1 LE 6A2. How did you travel to work / with work before the pandemic? **(Select all that apply)**A3. How will you travel to work / with work over the next 6 months? **(Select all that apply)**

	Travelling to work / with work before the pandemic?	Travelling to work / with work now?
Own Car	1	1
Company Car	2	2
Taxi	3	3
Bus	4	4
Train	5	5
Plane	6	6
Ferry	7	7
Walk	8	8
Cycle	9	9

ASK IF A1 LE 6

A4. Thinking about the next 6 months (i.e. up until the end of August 2022), please say if each of the following is true or false in your case.

True	1
False	2
Don't know	3

a.	I would prefer to work at home over the next 6 months
b.	I intend to use public transport more to get to work than I did before the pandemic
c.	I am reliant on my car for work and this will not change in the next 6 months
d.	I intend to walk to work more than I did before the pandemic
e.	My employer is supportive of hybrid working (some days at home / some days at my place of work)
f.	My employer / business will offer me flexibility in terms of being able to work at home more
g.	How I travel to work / for work will not change over the next 6 months

A5. Before the pandemic, how did you travel when going out / socialising / day trips / leisure trips?
(Select all that apply)

A6. Over the next 6 months how will you travel when going out / socialising / day trips / leisure trips?
(Select all that apply)

	Going out / socialising / day trips etc. before the pandemic?	Going out / socialising / day trips etc. now?
Own Car	1	1
Company Car	2	2
Taxi	3	3
Bus	4	4
Train	5	5
Plane	6	6
Ferry	7	7
Walk	8	8
Cycle	9	9

A7. Thinking about the next 6 months (i.e. up until the end of August 2022) and how you will travel when going out / socialising / day trips / leisure trips etc., please say if each of the following is true or false in your case.

True	1
False	2
Don't know	3

a.	I intend to walk more when going out, socialising etc. than I did before Covid
b.	I intend to make greater use of public transport when going out, socialising etc. than I did before Covid
c.	I will use taxis more when going out, socialising etc. than I did before Covid
d.	I intend to use my car more when going out, socialising etc. than I did before Covid
e.	How I travel when going out / socialising / day trips / leisure trips etc. will not change over the next 6 months

A8. Over the next 6 months (i.e. up until the end of August 2022) do you intend to travel outside of Northern Ireland for any of the following reasons? (Select all that apply)

Work	1
Social, pleasure, holiday etc.	2
Don't intend to travel outside of N Ireland	3

ASK IF A8 LE 2

A9. Where you do you intend to travel? (Select all that apply)

GB	1
Republic of Ireland	2
Outside of UK and Ireland	3

ASK FOR EACH FLAGGED AT A9

A10. How many times will you travel to..?

	Once	twice	3 or more times
GB	1	2	3
Republic of Ireland	1	2	3
Outside of UK and Ireland	1	2	3

ASK IF A8 LE 2A11. How will you travel outside of NI? **(Select all that apply)**

Plane	1
Ferry	2
Car	3
Other (please specify)	4

ASK IF A8 EQ 3A12. Why do you not intend to travel outside of NI in the next 6 months? **(Select all that apply)**

Too expensive	1
Can't afford to	2
Worried about Covid / catching Covid	3
Too much hassle (e.g. travel forms, restrictions in other countries etc.)	4
Prefer to stay at home	5
Other (please specify)	6

Section B: About YouB1. Are you...? **(Single Code)**

Male	Female	Prefer not to say
1	2	3

B2. What age are you?

B3. What is your current employment status? **(Single Code)**

Self-employed	1
Working full-time	2
Working full-time (but currently on furlough)	3
Working part-time	4
Working part-time (but currently on furlough)	5
Seeking work for the first time	6
Unemployed, i.e. not working but actively seeking work	7
Not actively seeking work but would like to work	8
Not working and not seeking work	9
Looking after home and family	10
Unable to work due to permanent illness or disability	11
Student (full time)	12
Student (part time)	13
On a government or other training scheme / apprenticeship	14
Retired	15
Other (please specify)	16

B4. What is your occupation?

B5. Which of the following defines your employment position? **(Single code)**

Higher managerial, administrative or professional	1
Intermediate managerial, administrative or professional	2
Supervisory or clerical and junior managerial, administrative or professional	3
Skilled manual worker	4
Semi-skilled and unskilled manual worker	5
State pensioner, casual worker, or unemployed with state benefits only	6

B6. What is your highest educational qualification? **(Single Code)**

Degree Level or higher	1
BTEC (Higher), BEC (Higher), TEC (Higher), HNC, HND	2
GCE A 'Level (including NVQ Level 3)	3
BTEC (National), BEC (National), TEC (National), ONC, OND	4
GCSE (including NVQ Level 2), GCE O' Level (including CSE Grade 1), Senior Certificate, BTEC (General), BEC (General)	5
CSE (Other than Grade 1)	6
No formal qualification	8
Other (Please specify)	7

B7. Are your day-to-day activities limited because of a health problem or disability which has lasted or is expected to last, at least 12 months? Include problems which are due to ageing. **(Single Code)**

Yes, limited a lot	1
Yes, limited a little	2
No	3
Prefer not to say	9

B8. Which local council area do you live in? **(Single Code)**

Antrim and Newtownabbey Borough Council	1
Ards and North Down	2
Armagh City, Banbridge and Craigavon	3
Belfast	4
Causeway Coast and Glens	5
Derry and Strabane	6
Fermanagh and Omagh	7
Lisburn and Castlereagh	8
Mid and East Antrim	9
Mid Ulster	10
Newry, Mourne and Down	11

B9. What type of area do you live in? (Select one only)

City	1
A town	2
A village	3
Rural or countryside	4

B10. What is your total personal income per year (whether from employment, pensions, state benefits, investments, or any other sources) before the deduction of tax? (Select one only)

Less than £10,000	1
£10,001 – £20,000	2
£20,001 – £30,000	3
£30,001 – £40,000	4
£40,001 – £50,000	5
£50,001 - £60,000	6
£60,001 - £70,000	7
£70,001 - £80,000	8
£80,001- £90,000	9
£90,001 - £99,999	10
£100,000+	11
Prefer not to answer/ Don't know	12

THANK AND CLOSE