

INFORMATION  
ANALYSIS  
DIRECTORATE



# Northern Ireland Waiting Time Statistics: Outpatient Waiting Times Quarter Ending March 2020

# Reader Information

---

**Purpose:** This statistical release presents information on waiting times for a first consultant-led outpatient appointment in Northern Ireland and reports on the performance of the Health and Social Care (HSC) Trusts against the 2019/20 Draft Ministerial waiting time target, which states that:

*“By March 2020, 50% of patients should wait no longer than 9 weeks for a first outpatient appointment; with no patient waiting longer than 52 weeks.”*

This statistical release details information on the number of patients waiting, and length of time waiting, for a first consultant-led outpatient appointment in HSC Trusts at 31<sup>st</sup> March 2020 (including patients waiting to be seen at a Regional Assessment and Surgical Centre (RASC)). It also includes activity for a first consultant-led outpatient appointment commissioned by the Health Service during the quarter ending March 2020. Data are presented by HSC Trust, specialty and time band. Information on Integrated Clinical Assessment and Treatment Services (ICATS) waiting times are available in the accompanying CSV file.

**Statistical Quality:** The ‘*Outpatient Waiting Times Publication – Supporting Documentation*’ booklet details the technical guidance and definitions used, as well as notes on how to use the data contained within this statistical release. This booklet is available to view or download from: <https://www.health-ni.gov.uk/publications/outpatient-waiting-times-supporting-documentation>.

Due to the redeployment of resources during the Covid-19 pandemic, the data contained within this publication has not been subject to the same level of quality assurance it generally would.

**Internet:** <https://www.health-ni.gov.uk/articles/outpatient-waiting-times>

**Authors:** Jenny Finlay, Mary Farrelly, Siobhán Morgan

**Publication Date:** Thursday 28<sup>th</sup> May 2020

**Reporting Period:** 1<sup>st</sup> January – 31<sup>st</sup> March 2020

**Issued by:** Hospital Information Branch  
Information & Analysis Directorate  
Department of Health  
Stormont Estate, Belfast, BT4 3SQ

**Contact Information and further copies:** [statistics@health-ni.gov.uk](mailto:statistics@health-ni.gov.uk)

**Target audience:** Department of Health (DoH), Chief Executives of the HSC Board and Trusts in Northern Ireland, health care professionals, Health & Social Care stakeholders, academics, the media and the general public.

**Price:** Free

***Copyright:***

This publication is Crown copyright and may be reproduced free of charge in any format or medium. Any material used must be acknowledged, and the title of the publication specified.

## Contents

Total number of patients waiting for a first consultant-led outpatient appointment	5
Patients waiting longer than 9 weeks for a first consultant-led outpatient appointment	6
Patients waiting longer than 52 weeks for a first consultant-led outpatient appointment	7
Patients waiting for a first consultant-led outpatient appointment at a Regional Assessment and Surgical Centre	8
Completed waits for a first consultant-led outpatient appointment commissioned by the Health Service	9
Appendix 1: Tables	10
Appendix 2: Explanatory Notes	14
Appendix 3: National Statistics	17

**By March 2020, 50% of patients should wait no longer than 9 weeks for a first outpatient appointment, and no patient should wait longer than 52 weeks.**

There were  
**307,066 patients**  
waiting for a first outpatient  
appointment in Northern  
Ireland



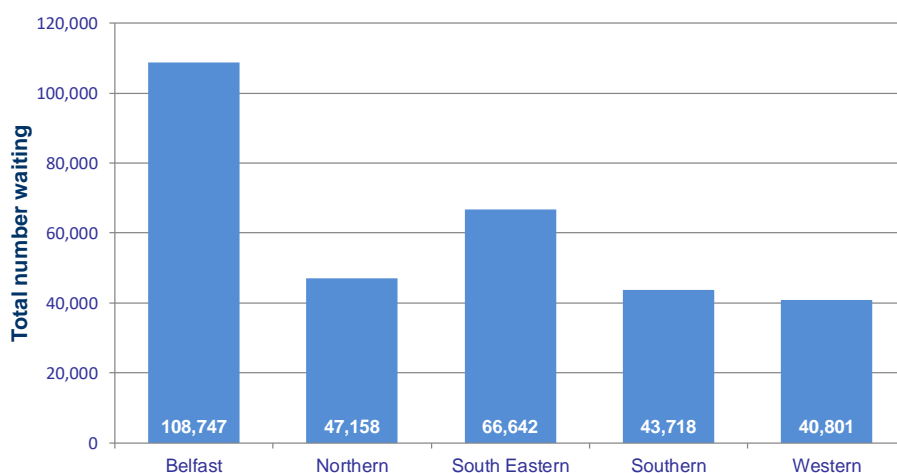
An **increase of 0.7%** on  
the previous quarter



An **increase of 6.3%** on  
the same quarter last year

Source: CH3 Return

At 31<sup>st</sup> March 2020, 307,066 patients were waiting for a first consultant-led outpatient appointment, 0.7% (2,049) more than at 31<sup>st</sup> December 2019 (305,017) and 6.3% (18,312) more than at 31<sup>st</sup> March 2019 (288,754) (Table 1). This does not include patients waiting to be seen at a Regional Centre.



More than one third (35.4%) of those waiting were in the Belfast HSC Trust, with a further 21.7% in the South Eastern HSC Trust, 15.4% in the Northern HSC Trust, 14.2% in the Southern HSC Trust and 13.3% in the Western HSC Trust (Table 2b).

Source: CH3 Return

A number of outpatient services may not be provided at a patient's local HSC Trust, and instead are provided as centralised services for Northern Ireland. As patients are reported against the HSC Trust responsible for the service to which they have been referred, users should be cautious in how they use these data (see explanatory note 9).

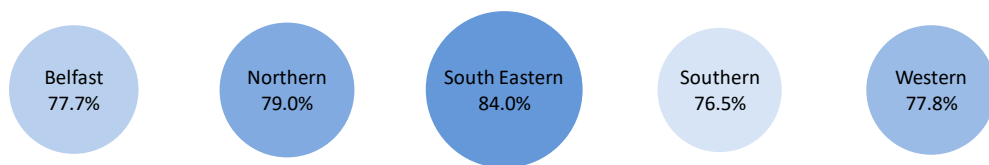
Of the 307,066 patients waiting, 60.4% (185,505) were waiting in one of the following specialties: Ear, Nose and Throat (ENT) (37,967); Ophthalmology (32,089); General Surgery (30,150); Dermatology (23,379); Trauma and Orthopaedic (T&O) Surgery (22,418); Gynaecology (20,037) and Neurology (19,465) (Table 3b).

## Patients waiting more than 9 weeks at 31<sup>st</sup> March 2020

By March 2020, 50% of patients should wait no longer than 9 weeks for a first outpatient appointment

This element was **not achieved** by Northern Ireland as a whole

**79.1%**  
of patients  
were waiting longer  
than 9 weeks



Percentage waiting over 9 weeks

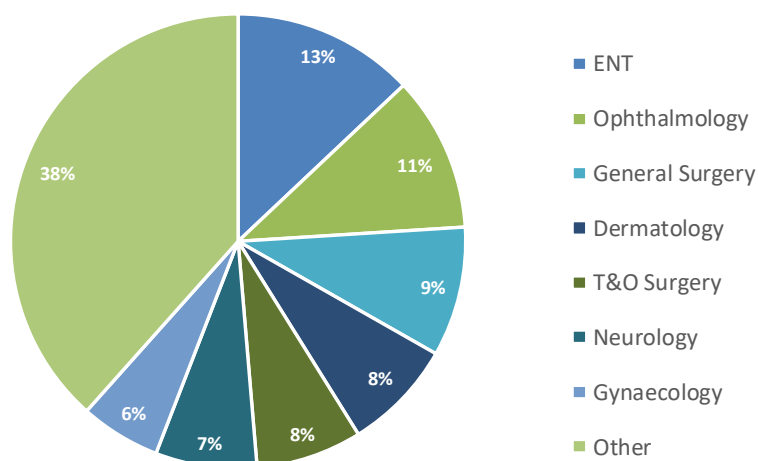
Source: CH3 Return

Almost four fifths (79.1%, 242,864) of patients were waiting more than 9 weeks for a first consultant-led outpatient appointment at 31<sup>st</sup> March 2020, compared with 78.4% (239,130) at 31<sup>st</sup> December 2019 and 74.0% (213,708) at 31<sup>st</sup> March 2019 (Table 1).

The 9 week element of the target was not achieved by Northern Ireland as a whole or by any individual HSC Trust (Table 2a). Data users should be aware that not all outpatient services are provided at every HSC Trust (see explanatory note 9).

Over four fifths (84.0%, 55,960) of patients in the South Eastern HSC Trust were waiting longer than 9 weeks; 79.0% (37,265) in the Northern HSC Trust, 77.8% (31,742) in the Western HSC Trust, 77.7% (84,465) in the Belfast HSC Trust and 76.5% (33,432) in the Southern HSC Trust (Table 2a).

Patients waiting more than 9 weeks by speciality



More than three-fifths (61.6%, 149,586) of the 242,864 patients waiting more than 9 weeks were waiting for one of the following specialties: Ear, Nose and Throat (ENT); Ophthalmology; General Surgery; Dermatology; Trauma and Orthopaedic (T&O) Surgery; Neurology and Gynaecology (Table 3a).


Source: CH3 Return

## Patients waiting more than 52 weeks at 31<sup>st</sup> March 2020

By March 2020, no patient should wait longer than 52 weeks for a first outpatient appointment

This element was **not achieved** by Northern Ireland as a whole

**117,066**  
patients  
were waiting longer  
than 52 weeks

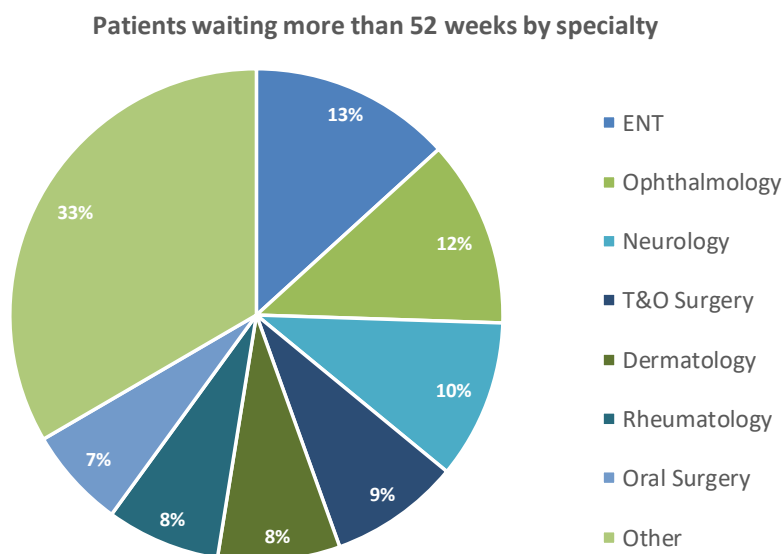


Source: CH3 Return

At 31<sup>st</sup> March 2020, 38.1% (117,066) of patients were waiting more than 52 weeks for a first consultant-led outpatient appointment, compared with 36.7% (111,963) at 31<sup>st</sup> December 2019, and 33.9% (97,851) at 31<sup>st</sup> March 2019 (Table 1).

The 52 week element of the target was not achieved by Northern Ireland as a whole or by any individual HSC Trust (Table 2a). Data users should be aware that not all outpatient services are provided at every HSC Trust (see explanatory note 9).

Over two fifths (47.0%, 31,348) of patients in the South Eastern HSC Trust were waiting longer than 52 weeks, 38.4% (41,774) in the Belfast HSC Trust, 36.5% (17,196) in the Northern HSC Trust, 36.4% (14,870) in the Western HSC Trust and 27.2% (11,878) in the Southern HSC Trust (Table 2a).



Two thirds (66.6%, 77,962) of the 117,066 patients waiting more than 52 weeks were in one of the following specialties: Ear, Nose and Throat (ENT); Ophthalmology; Neurology; Trauma and Orthopaedic (T&O) Surgery; Dermatology; Rheumatology and Oral Surgery (Table 3a).

Source: CH3 Return

## Patients waiting for a first consultant-led outpatient appointment at a Regional Assessment and Surgical Centre

In October 2016 the then Health Minister launched 'Health and Wellbeing 2026: Delivering Together,' a strategy which underpins the Northern Ireland Executive's draft Programme for Government ambition to support people to lead long, healthy and active lives.

As part of this strategy, the Elective Care Plan was published in February 2017 which stated that 'Regional Elective Care Assessment and Treatment Centres will be established to deliver large volumes of assessments and non-complex routine surgery across a broad range of specialties.' In December 2018, prototype 'Regional Assessment and Surgical Centres' (RASCs) became operational for the surgical treatment of Cataracts and Varicose Veins for outpatients and day cases. Patients waiting for either of these procedures can now be referred to a RASC for treatment rather than attend the hospital site they may have been referred to previously.

RASCs have been set up in the following locations:

RASC	Location(s) of Regional Centre
Cataracts	Mid Ulster Hospital (Northern HSC Trust) Downe Hospital (South Eastern HSC Trust) South Tyrone Hospital (Southern HSC Trust)
Varicose Veins	Lagan Valley Hospital (South Eastern HSC Trust) Omagh Hospital and Primary Care Complex (Western HSC Trust)

Due to these changes in operational service delivery and concomitant changes in how Outpatient waiting times are recorded, the following data and information about RASC Waiting Lists is provisional and subject to revision.


At 31<sup>st</sup> March 2020, 1,503 patients were waiting to be seen for a first consultant-led outpatient appointment at a Cataracts RASC (Table 5a). There were no outpatients waiting for varicose veins treatment at a RASC.



## Completed waits for a first outpatient appointment commissioned by the Health Service during quarter ending March 2020

There were  
**105,321**  
first outpatient  
attendances

commissioned by the Health  
Service



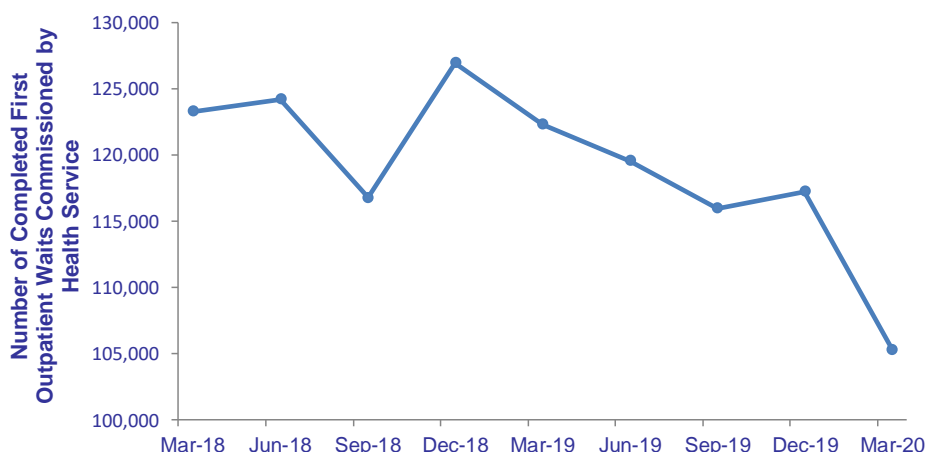
A **decrease** of **10.2%** on  
the previous quarter



A **decrease** of **13.9%** on  
the same quarter last year

Source: QOAR, R-QOAR and IS1 Part 1 Returns

There were 102,633 attendances for a first consultant-led outpatient appointment in Health Service hospitals in Northern Ireland, 10.4% (11,919) less than during the quarter ending December 2019 (114,552), and 14.1% (16,869) less than during the quarter ending March 2019 (119,502). An additional 181 patients attended their appointment at a Regional Assessment and Surgical Centre (RASC) (Table 4).



Source: QOAR and IS1 Part 1 Returns  
Note: Data for the latest 4 quarters are provisional

Within the Independent Sector, 2,507 Health Service patients attended a first outpatient appointment, almost the same number as during the quarter ending December 2019 (2,520), and 9.4% (259) less than in the same quarter last year (2,766) (Table 4).

When the number of attendances commissioned by the Health Service within the Independent Sector (2,507) is combined with that for outpatients attending a first outpatient appointment in Health Service hospitals (102,633), and those attending at a RASC (181), provisional figures indicate that 105,321 outpatients attended a first appointment in Northern Ireland commissioned by the Health Service. This is a decrease of 10.2% (11,906) on the number seen during the quarter ending December 2019 (117,227), and 13.9% (16,992) less than during the quarter ending March 2019 (122,313) (Table 4).

## Appendix 1: Tables

**Table 1: Quarterly outpatient waiting lists – 31<sup>st</sup> March 2020<sup>1</sup>**

First Consultant-Led Outpatient Appointment	Current Quarter (31 <sup>st</sup> Mar 2020)	Previous Quarter (31 <sup>st</sup> Dec 2019)	Same Quarter Last Year (31 <sup>st</sup> Mar 2018)
Total Patients Waiting	307,066	305,017	288,754
Number waiting over 9 weeks	242,864	239,130	213,708
<i>Percentage waiting over 9 weeks</i>	79.1%	78.4%	74.0%
Number waiting over 52 weeks	117,066	111,963	97,851

Source: CH3 Return

<sup>1</sup>Refer to Explanatory Notes 1–10 & 13-14

**Table 2a: Number of patients waiting for a first consultant-led outpatient appointment by HSC Trust and weeks waiting – 31<sup>st</sup> March 2020<sup>1</sup>**

HSC Trust	Patients waiting for a first consultant-led outpatient appointment, by weeks waiting							Total Waiting
	0 - 6	>6 - 9	>9 - 12	>12 - 15	>15 - 18	>18 - 52	>52	
Belfast	16,316	7,966	5,946	2,856	3,840	30,049	41,774	108,747
Northern	6,853	3,040	2,589	1,367	1,692	14,421	17,196	47,158
South Eastern	7,461	3,221	2,656	1,532	2,135	18,289	31,348	66,642
Southern	6,865	3,421	2,863	1,409	2,064	15,218	11,878	43,718
Western	6,326	2,733	2,062	1,061	1,524	12,225	14,870	40,801
<b>Total</b>	<b>43,821</b>	<b>20,381</b>	<b>16,116</b>	<b>8,225</b>	<b>11,255</b>	<b>90,202</b>	<b>117,066</b>	<b>307,066</b>

Source: CH3 Return

<sup>1</sup>Refer to Explanatory Notes 1–10 & 13-14

**Table 2b: Percentage of patients waiting for a first consultant-led outpatient appointment by HSC Trust and weeks waiting – 31<sup>st</sup> March 2020<sup>1</sup>**

HSC Trust	Patients waiting for a first consultant-led outpatient appointment, by weeks waiting						
	0 - 6	>6 - 9	>9 - 12	>12 - 15	>15 - 18	>18 - 52	>52
Belfast	15.0%	7.3%	5.5%	2.6%	3.5%	27.6%	38.4%
Northern	14.5%	6.4%	5.5%	2.9%	3.6%	30.6%	36.5%
South Eastern	11.2%	4.8%	4.0%	2.3%	3.2%	27.4%	47.0%
Southern	15.7%	7.8%	6.5%	3.2%	4.7%	34.8%	27.2%
Western	15.5%	6.7%	5.1%	2.6%	3.7%	30.0%	36.4%
<b>Total</b>	<b>14.3%</b>	<b>6.6%</b>	<b>5.2%</b>	<b>2.7%</b>	<b>3.7%</b>	<b>29.4%</b>	<b>38.1%</b>

Source: CH3 Return

<sup>1</sup>Refer to Explanatory Notes 1–10 & 13-14

**Table 3a: Number of patients waiting for a first consultant-led outpatient appointment by weeks waiting and specialty – 31<sup>st</sup> March 2020<sup>1</sup>**

Specialty	Patients waiting for a first consultant-led outpatient appointment, by weeks waiting							Total Waiting
	0 - 6	>6 - 9	>9 - 12	>12 - 15	>15 - 18	>18 - 52	>52	
ENT	4,333	2,157	1,710	910	1,304	12,047	15,506	<b>37,967</b>
Ophthalmology	3,326	1,959	1,489	667	1,018	9,270	14,360	<b>32,089</b>
General Surgery	5,444	2,278	2,018	1,006	1,425	10,862	7,117	<b>30,150</b>
Dermatology	2,975	1,212	981	543	753	7,524	9,391	<b>23,379</b>
T&O Surgery	2,894	1,234	1,002	525	675	6,071	10,017	<b>22,418</b>
Gynaecology	4,175	1,985	1,359	618	934	6,041	4,925	<b>20,037</b>
Neurology	1,240	707	579	310	445	3,959	12,225	<b>19,465</b>
Paediatrics	2,950	1,709	1,373	638	946	4,530	3,394	<b>15,540</b>
Rheumatology	1,200	588	497	283	334	2,981	8,732	<b>14,615</b>
Oral Surgery	1,069	461	387	178	304	3,573	7,731	<b>13,703</b>
Gastroenterology	1,724	652	511	313	363	3,449	5,223	<b>12,235</b>
General Medicine	1,503	628	482	266	325	2,796	5,074	<b>11,074</b>
Cardiology	2,455	1,155	870	472	563	3,589	1,192	<b>10,296</b>
Urology	1,603	620	516	279	421	2,692	3,670	<b>9,801</b>
Thoracic Medicine	1,366	687	613	279	359	2,737	3,082	<b>9,123</b>
Pain Management	639	346	353	179	238	2,671	2,997	<b>7,423</b>
Plastic Surgery	668	292	213	139	127	1,020	1,603	<b>4,062</b>
Geriatric Medicine	639	307	210	92	66	426	203	<b>1,943</b>
Haematology (Clinical)	457	166	97	52	78	391	283	<b>1,524</b>
Other	3,161	1,238	856	476	577	3,573	341	<b>10,222</b>
<b>All Specialties</b>	<b>43,821</b>	<b>20,381</b>	<b>16,116</b>	<b>8,225</b>	<b>11,255</b>	<b>90,202</b>	<b>117,066</b>	<b>307,066</b>

Source: CH3 Return

<sup>1</sup>Refer to Explanatory Notes 1–10 & 13-14

**Table 3b: Percentage of patients waiting for a first consultant-led outpatient appointment by weeks waiting and specialty – 31<sup>st</sup> March 2020<sup>1</sup>**

Specialty	Patients waiting for a first consultant-led outpatient appointment, by weeks waiting						
	0 - 6	>6 - 9	>9 - 12	>12 - 15	>15 - 18	>18 - 52	>52
ENT	11.4%	5.7%	4.5%	2.4%	3.4%	31.7%	40.8%
Ophthalmology	10.4%	6.1%	4.6%	2.1%	3.2%	28.9%	44.8%
General Surgery	18.1%	7.6%	6.7%	3.3%	4.7%	36.0%	23.6%
Dermatology	12.7%	5.2%	4.2%	2.3%	3.2%	32.2%	40.2%
T&O Surgery	12.9%	5.5%	4.5%	2.3%	3.0%	27.1%	44.7%
Gynaecology	20.8%	9.9%	6.8%	3.1%	4.7%	30.1%	24.6%
Neurology	6.4%	3.6%	3.0%	1.6%	2.3%	20.3%	62.8%
Paediatrics	19.0%	11.0%	8.8%	4.1%	6.1%	29.2%	21.8%
Rheumatology	8.2%	4.0%	3.4%	1.9%	2.3%	20.4%	59.7%
Oral Surgery	7.8%	3.4%	2.8%	1.3%	2.2%	26.1%	56.4%
Gastroenterology	14.1%	5.3%	4.2%	2.6%	3.0%	28.2%	42.7%
General Medicine	13.6%	5.7%	4.4%	2.4%	2.9%	25.2%	45.8%
Cardiology	23.8%	11.2%	8.4%	4.6%	5.5%	34.9%	11.6%
Urology	16.4%	6.3%	5.3%	2.8%	4.3%	27.5%	37.4%
Thoracic Medicine	15.0%	7.5%	6.7%	3.1%	3.9%	30.0%	33.8%
Pain Management	8.6%	4.7%	4.8%	2.4%	3.2%	36.0%	40.4%
Plastic Surgery	16.4%	7.2%	5.2%	3.4%	3.1%	25.1%	39.5%
Geriatric Medicine	32.9%	15.8%	10.8%	4.7%	3.4%	21.9%	10.4%
Haematology (Clinical)	30.0%	10.9%	6.4%	3.4%	5.1%	25.7%	18.6%
Other	30.9%	12.1%	8.4%	4.7%	5.6%	35.0%	3.3%
<b>All Specialties</b>	<b>14.3%</b>	<b>6.6%</b>	<b>5.2%</b>	<b>2.7%</b>	<b>3.7%</b>	<b>29.4%</b>	<b>38.1%</b>

Source: CH3 Return

<sup>1</sup>Refer to Explanatory Notes 1–10 & 13-14

**Table 4: Number of completed waits for a first consultant-led outpatient appointment commissioned by the Health Service: QE March 2018 - QE March 2020<sup>2</sup>**

Quarter Ending	Number of Completed First Outpatient Waits			
	Within Health Service Hospitals	Within Regional Assessment and Surgical Centres*	Independent Sector*	Total Commissioned by Health Service
Mar-18	120,967	0	2,328	123,295
Jun-18	123,397	0	820	124,217
Sep-18	114,855	0	1,945	116,800
Dec-18	124,530	0	2,442	126,972
Mar-19	119,502	45	2,766	122,313
Jun-19 (p)	118,002	106	1,453	119,561
Sep-19 (p)	114,438	109	1,425	115,972
Dec-19 (p)	114,552	155	2,520	117,227
Mar-20 (p)	102,633	181	2,507	105,321

Source: QOAR, R-QOAR and IS1 Part 1 Returns

(p) Data are currently provisional

\* Not National Statistics

<sup>2</sup>Refer to Explanatory Notes 1-2, 4 & 11-14

**Table 5a: Number of patients waiting for a first consultant-led outpatient appointment at a Cataracts Regional Assessment and Surgical Centre, by HSC Trust and weeks waiting, 31<sup>st</sup> March 2020**

Trust	Weeks Waiting							Total Waiting
	0 - 6	>6 - 9	>9 - 12	>12 - 15	>15 - 18	>18 - 52	>52	
Belfast	0	0	0	0	0	0	0	0
Northern	0	0	0	0	0	0	0	0
South Eastern	0	0	0	0	0	0	0	0
Southern	0	0	0	0	0	0	0	0
Western	206	144	123	62	115	853	0	1,503
<b>Total</b>	<b>206</b>	<b>144</b>	<b>123</b>	<b>62</b>	<b>115</b>	<b>853</b>	<b>0</b>	<b>1,503</b>

Source: CH3-R Return

\* Not National Statistics

## Appendix 2: Explanatory Notes

1. The sources for the data contained in this release are the DoH CH3, CH3-R, QOAR, R-QOAR and IS1 Part 1 Returns. These returns collect information from Health and Social Care Trusts on a quarterly basis.
2. The '*Outpatient Waiting Times Publication – Supporting Documentation*' booklet details the technical guidance and definitions used, as well as notes on how to use the data contained within this statistical release. This booklet is available to view or download from: <https://www.health-ni.gov.uk/articles/outpatient-waiting-times>.
3. All of the data contained in the tables are available on a quarterly basis and can be supplied by individual specialty or Provider HSC Trust if this level of detail is required. In addition, quarterly data relating to waiting times for a first consultant-led outpatient appointment have been published in spreadsheet format (CSV), split by HSC Trust, Specialty and Programme of Care, in order to aid secondary analysis. These data are available at <https://www.health-ni.gov.uk/publications/northern-ireland-waiting-time-statistics-outpatient-waiting-times-march-2020>.
4. Information includes patients living outside Northern Ireland and privately funded patients waiting for treatment in Health Service hospitals in Northern Ireland.
5. Outpatient waiters are defined as patients still waiting for their first outpatient appointment at the end of the quarter, including those who have cancelled or missed a previous appointment. An outpatient appointment is to enable a patient to see a consultant, a member of their team or locum for such a member, in respect of one referral. Waiting time for a first outpatient appointment begins on the date the HSC Trust receives a referral for a first outpatient appointment and ends on the date a patient attends a first outpatient appointment. Patients who cannot attend (CNA) have their waiting time adjusted to commence on the date they informed the HSC Trust they could not attend, while patients who do not attend (DNA) have their waiting time adjusted to commence on the date of their DNA.
6. From 1<sup>st</sup> April 2014, Oral Surgery services undertaken by consultants contracted to the South Eastern HSC Trust were centralised, meaning that records for patients waiting for this service in both the Northern and Southern HSC Trusts are now held and managed in the South Eastern HSC Trust. A breakdown of the waiting times for these patients broken down by HSC Trust has been provided in the spreadsheet located at: <https://www.health-ni.gov.uk/publications/northern-ireland-waiting-time-statistics-outpatient-waiting-times-march-2020>.

7. Each outpatient waiting time band relates to the number of completed weeks a patient has been waiting for outpatient assessment. For example, a patient waiting exactly 6 weeks would be included in the 0-6 week time band and a patient waiting 6 weeks and 1 day would be included in the >6-9 (greater than 6 weeks but waiting no longer than 9 weeks) time band. The Ministerial target, for outpatient waiting times, as set out in the Health and Social Care (Commissioning Plan) Direction states that by March 2020, 50% of patients should wait no longer than nine weeks for a first outpatient appointment, with no patient waiting longer than 52 weeks.
8. Some people will be waiting on more than one waiting list or be on the waiting list for more than one outpatient appointment/admission/diagnostic test at the same time due to having more than one condition.
9. A number of outpatient services may not be provided at a patient's local HSC Trust or at each of the five HSC Trusts, and instead are provided as centralised services for Northern Ireland. In such circumstances, patients from one HSC Trust area will be waiting to be seen at a service provided at another HSC Trust. In some cases a consultant from one HSC Trust may provide a 'visiting' service at another HSC Trust, and so the patient may not be reported at the HSC Trust at which they attend. Users should therefore be cautious in how they use these data. For example, they should not be used to calculate the total number of patients waiting per head of the population residing within each Trust area, as HSC Trusts that provide services for the whole of Northern Ireland will have a higher number of patients waiting per head of the population than those that provide more localised services. Neither should the actual number of patients waiting longer than the recommended waiting time be used as indicator of poor performance within an individual HSC Trust. Users who require an indication of the latter are advised to refer to the commentary section of the publication which provides an indication of the percentage of total waiters that have been waiting over the maximum recommended waiting times, within each HSC Trust
10. In February 2019, prototype 'Regional Assessment and Surgical Centres' (RASCs) became operational for the surgical outpatient treatment of Cataracts. Patients waiting for this procedure can now be referred to a RASC for treatment rather than attend the hospital site they may have been referred to previously.
11. The total number of completed outpatient waits each quarter, within HSC hospitals, is derived as the total number of attendances at a first outpatient appointment from the Departmental Quarterly Outpatient Activity Return (QOAR) and the Regional Quarterly Outpatient Activity Return (R-QOAR).

12. The number of patients who received an outpatient assessment, commissioned by the Health Service, in the Independent Sector is collected on the IS1 Part 1 Return. These figures are provided by the HSC Board. They are published for each transferring Health and Social Care Trust (Trust responsible for the patient's waiting time). They are not National Statistics and they have not been validated by the Department; however, they have been included to provide users with a comprehensive view of completed outpatient waits during each quarter.
  
13. HIB surveyed data providers during 2011/12 to ascertain the cost of producing, validating and submitting the information required for this publication. This relates to the time taken to generate, validate and submit data, over and above what is already required by their organisation for internal performance management purposes. The cost to data providers of compliance within HIB's requirements for this publication, based on HSC salary costs, was £3,110.
  
14. Figures relating to outpatient waiting times for the quarter ending 30<sup>th</sup> June 2020 will be released on Thursday 27<sup>th</sup> August 2020.



## Appendix 3: National Statistics

National Statistics status means that our statistics meet the highest standards of trustworthiness, quality and public value, and it is our responsibility to maintain compliance with these standards.

The statistics last underwent a full assessment against the Code of Practice in 2011:

[https://www.statisticsauthority.gov.uk/wp-content/uploads/2015/12/images-assessmentreport153statisticsonhospitalwaitingtimesinnorthernirelan\\_tcm97-41176.pdf](https://www.statisticsauthority.gov.uk/wp-content/uploads/2015/12/images-assessmentreport153statisticsonhospitalwaitingtimesinnorthernirelan_tcm97-41176.pdf).

Designation was awarded in March 2013: [https://www.statisticsauthority.gov.uk/wp-](https://www.statisticsauthority.gov.uk/wp-content/uploads/2015/12/images-letterofconfirmationasnationalstatisticsassessmentreport15_tcm97-42663.pdf)

[content/uploads/2015/12/images-letterofconfirmationasnationalstatisticsassessmentreport15\\_tcm97-42663.pdf](https://www.statisticsauthority.gov.uk/wp-content/uploads/2015/12/images-letterofconfirmationasnationalstatisticsassessmentreport15_tcm97-42663.pdf).

Since the assessment by the Office for Statistics Regulation, we have continued to comply with the Code of Practice for Statistics.

**Further information on Outpatient Waiting Times in Northern Ireland is available from:**

Hospital Information Branch  
Information & Analysis Directorate  
Department of Health  
Stormont Estate  
Belfast, BT4 3SQ

✉ Email: [statistics@health-ni.gov.uk](mailto:statistics@health-ni.gov.uk)

**This Statistical bulletin and others published by Hospital Information Branch are available to download from the DoH Internet site at:**

<https://www.health-ni.gov.uk/topics/doh-statistics-and-research>