

INFORMATION
ANALYSIS
DIRECTORATE



Northern Ireland Waiting Time Statistics: Outpatient Waiting Times Quarter Ending December 2021

Reader Information

Purpose: This statistical release presents information on waiting times for a first consultant-led outpatient appointment in Northern Ireland and reports on the performance of the Health and Social Care (HSC) Trusts against the 2021/22 Draft Ministerial waiting time target, which states that:

“By March 2022, 50% of patients should wait no longer than 9 weeks for a first outpatient appointment; with no patient waiting longer than 52 weeks.”

This statistical release details information on the number of patients waiting, and length of time waiting, for a first consultant-led outpatient appointment in HSC Trusts at 31st December 2021 (including patients waiting to be seen at a Day Case Procedure Centre (DPC)). It also includes activity for a first consultant-led outpatient appointment commissioned by the Health Service during the quarter ending December 2021. Data are presented by HSC Trust, specialty and time band. Information on Integrated Clinical Assessment and Treatment Services (ICATS) waiting times are available in the accompanying CSV file.

Statistical Quality: The ‘*Outpatient Waiting Times Publication – Supporting Documentation*’ booklet details the technical guidance and definitions used, as well as notes on how to use the data contained within this statistical release. This booklet is available to view or download from: <https://www.health-ni.gov.uk/publications/outpatient-waiting-times-supporting-documentation>.

Due to the redeployment of resources during the COVID-19 pandemic, the data contained within this publication has not been subject to the usual level of quality assurance; data related to the Southern HSC Trust for quarter ending December 2020 is provisional and will be amended as necessary in future publications.

Internet: <https://www.health-ni.gov.uk/articles/outpatient-waiting-times>

Authors: Jenny Finlay, Ben Simpson, Siobhán Morgan

Publication Date: Thursday 24th February 2022

Reporting Period: 1st October – 31st December 2021

Issued by: Hospital Information Branch
Information & Analysis Directorate
Department of Health
Stormont Estate, Belfast, BT4 3SQ

Contact Information and further copies: statistics@health-ni.gov.uk

Target audience: Department of Health (DoH), Chief Executives of the HSC Board and Trusts in Northern Ireland, health care professionals, Health & Social Care stakeholders, academics, the media and the general public.

Price:

Free

Copyright:

This publication is Crown copyright and may be reproduced free of charge in any format or medium. Any material used must be acknowledged, and the title of the publication specified.

Contents


Total number of patients waiting for a first consultant-led outpatient appointment	5
Patients waiting longer than 9 weeks for a first consultant-led outpatient appointment	6
Patients waiting longer than 52 weeks for a first consultant-led outpatient appointment	7
Patients waiting for a first consultant-led outpatient appointment at a Day Case Procedure Centre	8
Completed waits for a first consultant-led outpatient appointment commissioned by the Health Service	9
Appendix 1: Tables	11
Appendix 2: Explanatory Notes	15
Appendix 3: National Statistics	18

By March 2022, 50% of patients should wait no longer than 9 weeks for a first outpatient appointment, and no patient should wait longer than 52 weeks.

There were
354,756 patients
waiting for a first outpatient
appointment in Northern
Ireland



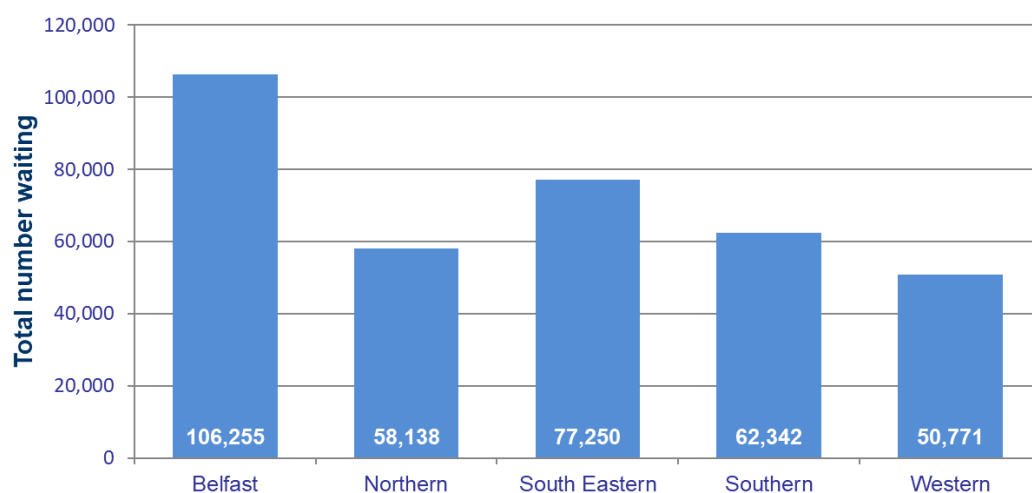
A **decrease** of **1.0%** on
the previous quarter



An **increase** of **9.8%** on
the same quarter last year

Source: DoH Outpatient Waiting Times Dataset

At 31st December 2021, 354,756 patients were waiting for a first consultant-led outpatient appointment, 1.0% (3,590) fewer than at 30th September 2021 (358,346) and 9.8% (31,582) more than at 31st December 2020 (323,174) (Table 1). This does not include patients waiting to be seen at a Day Case Procedure Centre.



Almost a third (30.0%) of those waiting were in the Belfast HSC Trust, with a further 21.8% in the South Eastern HSC Trust, 17.6% in the Southern HSC Trust, 16.4% in the Northern HSC Trust and 14.3% in the Western HSC Trust (Table 2a).

Source: DoH Outpatient Waiting Times Dataset

A number of outpatient services may not be provided at a patient's local HSC Trust, and instead are provided as centralised services for Northern Ireland. As patients are reported against the HSC Trust responsible for the service to which they have been referred, users should be cautious in how they use these data (see explanatory note 9).

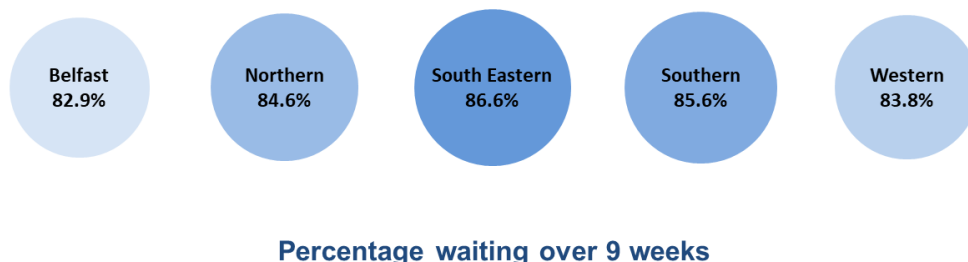
Of the 354,756 patients waiting, 60.9% (215,946) were waiting in one of the following specialties: General Surgery (46,455); Ear, Nose and Throat (ENT) (42,446); Dermatology (30,377); Gynaecology (29,110); Trauma and Orthopaedic (T&O) Surgery (23,776); Ophthalmology (22,375) or Neurology (21,407) (Table 3a).

Patients waiting more than 9 weeks at 31st December 2021

By March 2022, 50% of patients should wait no longer than 9 weeks for a first outpatient appointment

This element was **not achieved** by any HSC Trust

84.6%
of patients
were waiting longer
than 9 weeks

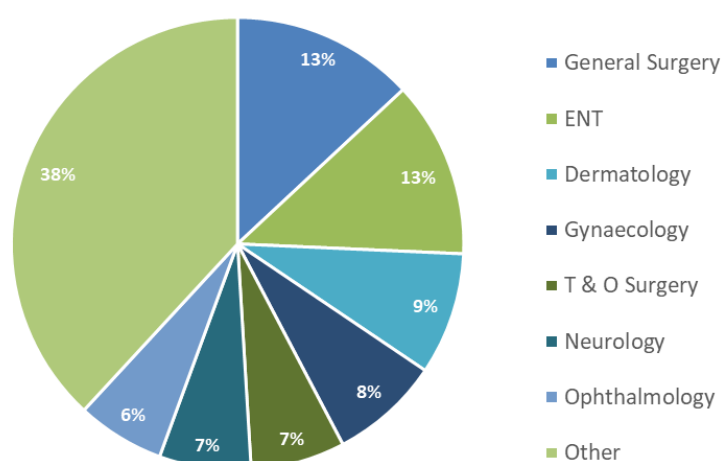


Over four fifths (84.6%, 300,050) of patients were waiting more than 9 weeks for a first consultant-led outpatient appointment at 31st December 2021, compared with 83.8% (300,451) at 30th September 2021 and 85.3% (275,651) at 31st December 2020 (Table 1).

The 9 week element of the target was not achieved by Northern Ireland as a whole or by any individual HSC Trust (Table 2b). Data users should be aware that not all outpatient services are provided at every HSC Trust (see explanatory note 9).

Over four fifths of patients in each HSC Trust were waiting longer than 9 weeks; 86.6% (66,880) in the South Eastern HSC Trust; 85.6% (53,384) in the Southern HSC Trust, 84.6% (49,162) in the Northern HSC Trust, 83.8% (42,544) in the Western HSC Trust and 82.9% (88,080) in the Belfast HSC Trust (Table 2a).

Patients waiting more than 9 weeks by specialty



More than three-fifths (61.9%, 185,677) of the 300,050 patients waiting more than 9 weeks were waiting for one of the following specialties: General Surgery; Ear, Nose and Throat (ENT); Dermatology; Gynaecology; Trauma and Orthopaedic (T&O) Surgery; Neurology or Ophthalmology (Table 3a).

Source: DoH Outpatient Waiting Times Dataset

Patients waiting more than 52 weeks at 31st December 2021

By March 2022, no patient should wait longer than 52 weeks for a first outpatient appointment

This element was **not achieved** by any HSC Trust

186,745
patients
were waiting longer
than 52 weeks

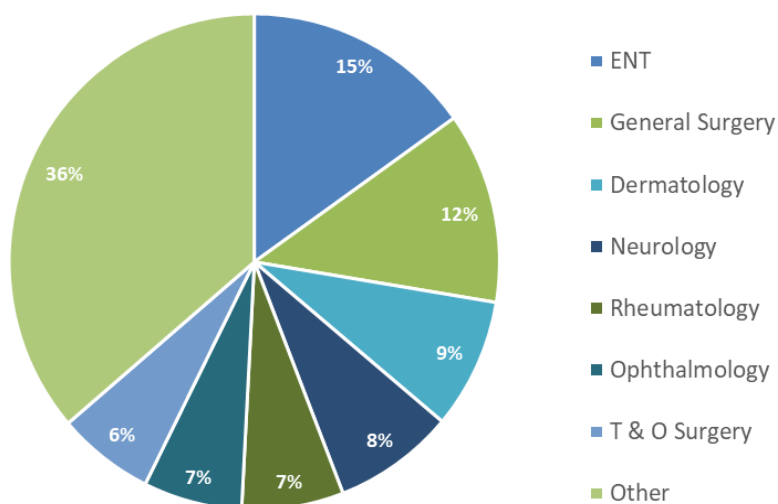


At 31st December 2021, 52.6% (186,745) of patients were waiting more than 52 weeks for a first consultant-led outpatient appointment, compared with 52.5% (188,060) at 30th September 2021, and 51.9% (167,806) at 31st December 2020 (Table 1).

The 52 week element of the target was not achieved by Northern Ireland as a whole or by any individual HSC Trust (Table 2a). Data users should be aware that not all outpatient services are provided at every HSC Trust (see explanatory note 9).

Over three fifths (60.4%, 46,637) of patients in the South Eastern HSC Trust were waiting longer than 52 weeks, 53.4% (33,295) in the Southern HSC Trust, 51.4% (29,867) in the Northern HSC Trust, 51.4% (26,078) in the Western HSC Trust and 47.9% (50,868) in the Belfast HSC Trust (Table 2a).

Patients waiting more than 52 weeks by speciality



Almost two thirds (63.7%, 119,024) of the 186,745 patients waiting more than 52 weeks were in one of the following specialties: Ear, Nose and Throat (ENT); General Surgery; Dermatology; Neurology; Rheumatology; Ophthalmology or Trauma and Orthopaedic (T&O) Surgery (Table 3a).

Source: DoH Outpatient Waiting Times Dataset

Patients waiting for a first consultant-led outpatient appointment at a Day Case Procedure Centre

In October 2016 the then Health Minister launched 'Health and Wellbeing 2026: Delivering Together,' a strategy which underpins the Northern Ireland Executive's draft Programme for Government ambition to support people to lead long, healthy and active lives.

As part of this strategy, the Elective Care Plan was published in February 2017 which stated that 'Regional Elective Care Assessment and Treatment Centres will be established to deliver large volumes of assessments and non-complex routine surgery across a broad range of specialties.' In June 2018, prototype 'Day Case Procedure Centres' (DPCs) became operational for the surgical treatment of Cataracts and Varicose Veins for outpatients and day cases. Patients waiting for either of these procedures can now be referred to a DPC for treatment rather than attend the hospital site they may have been referred to previously.

DPCs have been set up in the following locations:

DPC	Location(s) of Centre
Cataracts	Mid Ulster Hospital (Northern HSC Trust) Downe Hospital (South Eastern HSC Trust) South Tyrone Hospital (Southern HSC Trust)
Varicose Veins	Lagan Valley Hospital (South Eastern HSC Trust) Omagh Hospital and Primary Care Complex (Western HSC Trust)

Due to these changes in operational service delivery and concomitant changes in how Outpatient waiting times are recorded, the following data and information about DPC Waiting Lists is provisional and subject to revision.

At 31st December 2021, 14,731 patients were waiting to be seen for a first consultant-led outpatient appointment at a Cataracts DPC and 2 patients were waiting for varicose veins treatment at a DPC (Table 5).

Note that DPC data have not been assessed as National Statistics, but have been quality assured with HSC Trusts.

Completed waits for a first outpatient appointment commissioned by the Health Service during quarter ending December 2021

There were
88,513
first outpatient
attendances

commissioned by the Health
Service



An **increase** of **9.2%** on
the previous quarter

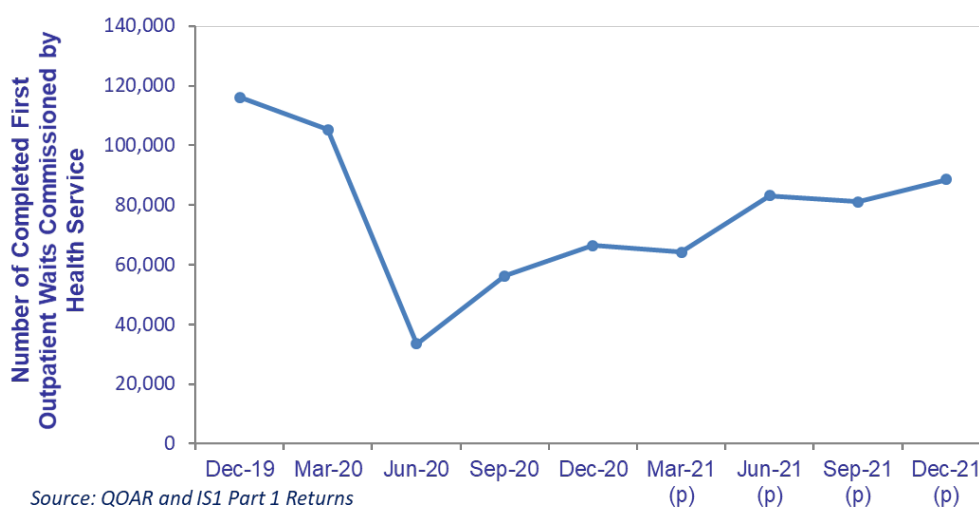


An **increase** of **33.3%** on
the same quarter last year

Source: QOAR, R-QOAR and IS1 Part 1 Returns

Users should be aware that the COVID-19 Pandemic drastically altered the functions of hospitals during the current reporting period and should exercise caution when using these provisional data given that hospital records may not be fully updated at this time.

There were 84,712 attendances for a first consultant-led outpatient appointment in Health Service hospitals in Northern Ireland, 9.6% (7,446) more than the number of attendances during the previous quarter (77,266), and 30.6% (19,839) more than the number of attendances during the quarter ending December 2020 (64,873). During the quarter ending December 2021, 206 patients attended their appointment at a Day Case Procedure Centre (DPC) (Table 4).



Source: QOAR and IS1 Part 1 Returns
Note: Data for the latest 4 quarters are provisional

Within the Independent Sector, 3,595 Health Service patients attended a first outpatient appointment, 0.4% (16) more than during the quarter ending September 2021 (3,579), and almost three times as many as in the same quarter last year (1,365) (Table 4).

When the number of attendances commissioned by the Health Service within the Independent Sector (3,595) is combined with that for outpatients attending a first outpatient appointment in Health Service hospitals (84,712), and those attending a DPC (206), provisional figures indicate that 88,513 outpatients

attended a first appointment in Northern Ireland commissioned by the Health Service. This is an increase of 9.2% (7,492) on the number seen during the quarter ending September 2021 (81,021) and 33.3% (22,114) more than during the quarter ending December 2020 (66,399) (Table 4).

Outpatient and DPC attendance data are fully validated once per year and, as such, provisional figures presented in this section do not hold National Statistics status. Independent Sector data are provided by the Health and Social Care Board and are also not National Statistics.

Appendix 1: Tables

Table 1: Quarterly outpatient waiting lists – 31st December 2021¹

First Consultant-Led Outpatient Appointment	Current Quarter (31st Dec 2021)	Previous Quarter (30th Sept 2021)	Same Quarter Last Year (31st Dec 2020)
Total Patients Waiting	354,756	358,346	323,174
Number waiting over 9 weeks	300,050	300,451	275,651
<i>Percentage waiting over 9 weeks</i>	84.6%	83.8%	85.3%
Number waiting over 52 weeks	186,745	188,060	167,806

Source: DoH Outpatient Waiting Times Dataset

¹Refer to Explanatory Notes 1–10 & 13

Table 2a: Number of patients waiting for a first consultant-led outpatient appointment by HSC Trust and weeks waiting – 31st December 2021¹

HSC Trust	Patients waiting for a first consultant-led outpatient appointment, by weeks waiting							Total Waiting
	0 - 6	>6 - 9	>9 - 12	>12 - 15	>15 - 18	>18 - 52	>52	
Belfast	13,179	4,996	4,218	3,780	2,809	26,405	50,868	106,255
Northern	6,476	2,500	2,410	2,136	1,730	13,019	29,867	58,138
South Eastern	7,752	2,618	2,181	1,795	1,632	14,635	46,637	77,250
Southern	6,628	2,330	2,086	1,863	1,566	14,574	33,295	62,342
Western	6,049	2,178	1,695	1,574	1,453	11,744	26,078	50,771
Total	40,084	14,622	12,590	11,148	9,190	80,377	186,745	354,756

Source: DoH Outpatient Waiting Times Dataset

¹Refer to Explanatory Notes 1–10 & 13

Table 2b: Percentage of patients waiting for a first consultant-led outpatient appointment by HSC Trust and weeks waiting – 31st December 2021¹

HSC Trust	Patients waiting for a first consultant-led outpatient appointment, by weeks waiting						
	0 - 6	>6 - 9	>9 - 12	>12 - 15	>15 - 18	>18 - 52	>52
Belfast	12.4%	4.7%	4.0%	3.6%	2.6%	24.9%	47.9%
Northern	11.1%	4.3%	4.1%	3.7%	3.0%	22.4%	51.4%
South Eastern	10.0%	3.4%	2.8%	2.3%	2.1%	18.9%	60.4%
Southern	10.6%	3.7%	3.3%	3.0%	2.5%	23.4%	53.4%
Western	11.9%	4.3%	3.3%	3.1%	2.9%	23.1%	51.4%
Total	11.3%	4.1%	3.5%	3.1%	2.6%	22.7%	52.6%

Source: DoH Outpatient Waiting Times Dataset

¹Refer to Explanatory Notes 1–10 & 13

Table 3a: Number of patients waiting for a first consultant-led outpatient appointment by weeks waiting and specialty – 31st December 2021¹

Specialty	Patients waiting for a first consultant-led outpatient appointment, by weeks waiting							Total Waiting
	0 - 6	>6 - 9	>9 - 12	>12 - 15	>15 - 18	>18 - 52	>52	
General Surgery	5,514	1,725	1,548	1,459	1,261	11,670	23,278	46,455
ENT	3,418	1,137	959	815	768	7,063	28,286	42,446
Dermatology	2,963	1,207	1,137	1,089	898	7,201	15,882	30,377
Gynaecology	3,889	1,640	1,415	1,375	1,071	8,542	11,178	29,110
T & O Surgery	2,666	874	805	715	587	6,187	11,942	23,776
Ophthalmology	2,489	1,059	804	596	561	4,704	12,162	22,375
Neurology	1,146	542	495	468	359	3,471	14,926	21,407
Rheumatology	972	497	466	384	312	3,676	12,548	18,855
Gastroenterology	1,916	644	699	571	476	4,111	9,431	17,848
Paediatrics	3,217	1,312	1,119	866	600	4,422	5,527	17,063
Oral Surgery	735	281	200	177	170	1,773	8,495	11,831
General Medicine	1,399	462	367	344	327	2,622	6,246	11,767
Thoracic Medicine	1,120	393	400	329	291	2,406	6,313	11,252
Urology	1,644	464	317	349	242	2,104	5,954	11,074
Cardiology	1,915	657	565	491	367	3,062	3,466	10,523
Pain Management	551	281	238	198	151	1,909	4,094	7,422
Plastic Surgery	621	249	208	188	172	1,270	3,610	6,318
Endocrinology	508	214	144	132	84	752	365	2,199
Haematology (Clinical)	494	132	99	86	80	385	688	1,964
Other*	2,907	852	605	516	413	3,047	2,354	10,694
All Specialties	40,084	14,622	12,590	11,148	9,190	80,377	186,745	354,756

Source: DoH Outpatient Waiting Times Dataset

¹Refer to Explanatory Notes 1–10 & 13

*The 'Other' category includes the following specialties: Geriatric Medicine, Old Age Psychiatry, Restorative Dentistry, Paediatric Surgery, Orthodontics, Neurosurgery, Dental Medicine Specialties, Nephrology, Clinical Oncology, Paediatric Dentistry, Clinical Genetics, Chemical Pathology, Paediatric Neurology, Infectious Diseases, Cardiac Surgery, Rehabilitation, Learning Disability, Thoracic Surgery, Medical Oncology, Radiology, Palliative Medicine, Genito-Urinary Medicine, Joint Consultant Clinics

Table 3b: Percentage of patients waiting for a first consultant-led outpatient appointment by weeks waiting and specialty – 31st December 2021¹

Specialty	Patients waiting for a first consultant-led outpatient appointment, by weeks waiting						
	0 - 6	>6 - 9	>9 - 12	>12 - 15	>15 - 18	>18 - 52	>52
General Surgery	11.9%	3.7%	3.3%	3.1%	2.7%	25.1%	50.1%
ENT	8.1%	2.7%	2.3%	1.9%	1.8%	16.6%	66.6%
Dermatology	9.8%	4.0%	3.7%	3.6%	3.0%	23.7%	52.3%
Gynaecology	13.4%	5.6%	4.9%	4.7%	3.7%	29.3%	38.4%
T & O Surgery	11.2%	3.7%	3.4%	3.0%	2.5%	26.0%	50.2%
Ophthalmology	11.1%	4.7%	3.6%	2.7%	2.5%	21.0%	54.4%
Neurology	5.4%	2.5%	2.3%	2.2%	1.7%	16.2%	69.7%
Rheumatology	5.2%	2.6%	2.5%	2.0%	1.7%	19.5%	66.5%
Gastroenterology	10.7%	3.6%	3.9%	3.2%	2.7%	23.0%	52.8%
Paediatrics	18.9%	7.7%	6.6%	5.1%	3.5%	25.9%	32.4%
Oral Surgery	6.2%	2.4%	1.7%	1.5%	1.4%	15.0%	71.8%
General Medicine	11.9%	3.9%	3.1%	2.9%	2.8%	22.3%	53.1%
Thoracic Medicine	10.0%	3.5%	3.6%	2.9%	2.6%	21.4%	56.1%
Urology	14.8%	4.2%	2.9%	3.2%	2.2%	19.0%	53.8%
Cardiology	18.2%	6.2%	5.4%	4.7%	3.5%	29.1%	32.9%
Pain Management	7.4%	3.8%	3.2%	2.7%	2.0%	25.7%	55.2%
Plastic Surgery	9.8%	3.9%	3.3%	3.0%	2.7%	20.1%	57.1%
Endocrinology	23.1%	9.7%	6.5%	6.0%	3.8%	34.2%	16.6%
Haematology (Clinical)	25.2%	6.7%	5.0%	4.4%	4.1%	19.6%	35.0%
Other*	27.2%	8.0%	5.7%	4.8%	3.9%	28.5%	22.0%
All Specialties	11.3%	4.1%	3.5%	3.1%	2.6%	22.7%	52.6%

Source: DoH Outpatient Waiting Times Dataset

¹Refer to Explanatory Notes 1–10 & 13

*The 'Other' category includes the following specialties: Geriatric Medicine, Old Age Psychiatry, Restorative Dentistry, Paediatric Surgery, Orthodontics, Neurosurgery, Dental Medicine Specialties, Nephrology, Clinical Oncology, Paediatric Dentistry, Clinical Genetics, Chemical Pathology, Paediatric Neurology, Infectious Diseases, Cardiac Surgery, Rehabilitation, Learning Disability, Thoracic Surgery, Medical Oncology, Radiology, Palliative Medicine, Genito-Urinary Medicine, Joint Consultant Clinics

Table 4: Number of completed waits for a first consultant-led outpatient appointment commissioned by the Health Service: QE December 2019 - QE December 2021²

Quarter Ending	Number of Completed First Outpatient Waits			
	Within Health Service Hospitals	Within Day Case Procedure Centres	Independent Sector	Total Commissioned by Health Service
Dec-19	114,817	155	1,135	116,107
Mar-20	102,572	181	2,515	105,268
Jun-20	33,256	0	297	33,553
Sep-20	55,646	61	614	56,321
Dec-20	64,873	161	1,365	66,399
Mar-21 (p)	59,509	155	4,583	64,247
Jun-21 (p)	81,057	182	1,865	83,104
Sep-21 (p)	77,266	176	3,579	81,021
Dec-21 (p)	84,712	206	3,595	88,513

Source: QOAR, R-QOAR and IS1 Part 1 Returns

(p) Data are currently provisional

* Not National Statistics

²Refer to Explanatory Notes 1-2, 4 & 11-13

Table 5: Number of patients waiting for a first consultant-led outpatient appointment at a Cataracts or Varicose Veins Day Case Procedure Centre, by weeks waiting, 31st December 2021

Specialty	Patients waiting for a first consultant-led outpatient appointment, by weeks waiting							Total Waiting
	0 - 6	>6 - 9	>9 - 12	>12 - 15	>15 - 18	>18 - 52	>52	
Ophthalmology	883	465	488	471	422	4,142	7,860	14,731
General Surgery	0	0	0	0	0	2	0	2
Total	883	465	488	471	422	4,144	7,860	14,733

Source: DoH Outpatient Waiting Times Dataset

* Not National Statistics

Appendix 2: Explanatory Notes

1. The sources for the data contained in this release are the DoH CH3, QOAR, R-QOAR and IS1 Part 1 Returns and the DoH Outpatient Waiting Times Dataset. These returns collect information from Health and Social Care Trusts on a quarterly basis.
2. The '*Outpatient Waiting Times Publication – Supporting Documentation*' booklet details the technical guidance and definitions used, as well as notes on how to use the data contained within this statistical release. This booklet is available to view or download from: <https://www.health-ni.gov.uk/articles/outpatient-waiting-times>.
3. All of the data contained in the tables are available on a quarterly basis and can be supplied by individual specialty or Provider HSC Trust if this level of detail is required. In addition, quarterly data relating to waiting times for a first consultant-led outpatient appointment have been published in spreadsheet format (CSV), split by HSC Trust, Specialty and Programme of Care, in order to aid secondary analysis. These data are available at <https://www.health-ni.gov.uk/publications/northern-ireland-waiting-time-statistics-outpatient-waiting-times-September-2021>.
4. Information includes patients living outside Northern Ireland and privately funded patients waiting for treatment in Health Service hospitals in Northern Ireland.
5. Outpatient waiters are defined as patients still waiting for their first outpatient appointment at the end of the quarter, including those who have cancelled or missed a previous appointment. An outpatient appointment is to enable a patient to see a consultant, a member of their team or locum for such a member, in respect of one referral. Waiting time for a first outpatient appointment begins on the date the HSC Trust receives a referral for a first outpatient appointment and ends on the date a patient attends a first outpatient appointment. Patients who cannot attend (CNA) have their waiting time adjusted to commence on the date they informed the HSC Trust they could not attend, while patients who do not attend (DNA) have their waiting time adjusted to commence on the date of their DNA.
6. From 1st April 2014, Oral Surgery services undertaken by consultants contracted to the South Eastern HSC Trust were centralised, meaning that records for patients waiting for this service in both the Northern and Southern HSC Trusts are now held and managed in the South Eastern HSC Trust.
7. Each outpatient waiting time band relates to the number of completed weeks a patient has been waiting for outpatient assessment. For example, a patient waiting exactly 6 weeks would be

included in the 0-6 week time band and a patient waiting 6 weeks and 1 day would be included in the >6-9 (greater than 6 weeks but waiting no longer than 9 weeks) time band. The Ministerial target, for outpatient waiting times, as set out in the Health and Social Care (Commissioning Plan) Direction states that by March 2022, 50% of patients should wait no longer than nine weeks for a first outpatient appointment, with no patient waiting longer than 52 weeks.

8. Some people will be waiting on more than one waiting list or be on the waiting list for more than one outpatient appointment/admission/diagnostic test at the same time due to having more than one condition.
9. A number of outpatient services may not be provided at a patient's local HSC Trust or at each of the five HSC Trusts, and instead are provided as centralised services for Northern Ireland. In such circumstances, patients from one HSC Trust area will be waiting to be seen at a service provided at another HSC Trust. In some cases a consultant from one HSC Trust may provide a 'visiting' service at another HSC Trust, and so the patient may not be reported at the HSC Trust at which they attend. Users should therefore be cautious in how they use these data. For example, they should not be used to calculate the total number of patients waiting per head of the population residing within each Trust area, as HSC Trusts that provide services for the whole of Northern Ireland will have a higher number of patients waiting per head of the population than those that provide more localised services. Neither should the actual number of patients waiting longer than the recommended waiting time be used as indicator of poor performance within an individual HSC Trust. Users who require an indication of the latter are advised to refer to the commentary section of the publication which provides an indication of the percentage of total waiters that have been waiting over the maximum recommended waiting times, within each HSC Trust
10. In February 2019, prototype 'Day Case Procedure Centres' (DPCs) became operational for the surgical outpatient treatment of Cataracts. Patients waiting for this procedure can now be referred to a DPC for treatment rather than attend the hospital site they may have been referred to previously.
11. The total number of completed outpatient waits each quarter, within HSC hospitals, is derived as the total number of attendances at a first outpatient appointment from the Departmental Quarterly Outpatient Activity Return (QOAR) and the Regional Quarterly Outpatient Activity Return (R-QOAR).
12. The number of patients who received an outpatient assessment, commissioned by the Health Service, in the Independent Sector is collected on the IS1 Part 1 Return. These figures are provided by the HSC Board. They are published for each transferring Health and Social Care

Trust (Trust responsible for the patient's waiting time). They are not National Statistics and they have not been validated by the Department; however, they have been included to provide users with a comprehensive view of completed outpatient waits during each quarter.

13. HIB surveyed data providers during 2011/12 to ascertain the cost of producing, validating and submitting the information required for this publication. This relates to the time taken to generate, validate and submit data, over and above what is already required by their organisation for internal performance management purposes. The cost to data providers of compliance within HIB's requirements for this publication, based on HSC salary costs at the time of the survey, was £3,110.
14. Due to the redeployment of resources during the COVID-19 pandemic, data related to the Southern HSC Trust for quarter ending December 2020 did not undergo the usual levels of quality assurance. The impact of this has been assessed as negligible, however the data remain provisional and will be amended as necessary in future publications.
15. Figures relating to outpatient waiting times for the quarter ending 31st March 2022 will be released on Thursday 26th May 2022.

Appendix 3: National Statistics

National Statistics status means that our statistics meet the highest standards of trustworthiness, quality and public value, and it is our responsibility to maintain compliance with these standards.

The statistics last underwent a full assessment against the Code of Practice in 2011 and designation was awarded in December 2013.

Since the assessment by the Office for Statistics Regulation, we have continued to comply with the Code of Practice for Statistics.

In November 2021, the Office for Statistics Regulation conducted a compliance check on these statistics and confirmed that they should continue to be designated as National Statistics. Further details can be found [here](#).

Further information on Outpatient Waiting Times in Northern Ireland is available from:

Hospital Information Branch
Information & Analysis Directorate
Department of Health
Stormont Estate
Belfast, BT4 3SQ

✉ Email: statistics@health-ni.gov.uk

This Statistical bulletin and others published by Hospital Information Branch are available to download from the DoH Internet site at:

<https://www.health-ni.gov.uk/topics/doh-statistics-and-research>