

INFORMATION
ANALYSIS
DIRECTORATE



Northern Ireland Waiting Time Statistics: Inpatient and Day Case Waiting Times Quarter Ending June 2019

Reader Information

Purpose: This statistical release presents information on waiting times for admission for either inpatient or day case treatment in Northern Ireland and reports on the performance of the Health and Social Care (HSC) Trusts against the 2019/20 Ministerial waiting time target which states that:

“By March 2020, 55% of patients should wait no longer than 13 weeks for inpatient/day case treatment, with no patient waiting longer than 52 weeks.”

This statistical release details information on the number of patients waiting, and length of time waiting, for inpatient and day case admissions in HSC Trusts at 30th June 2019. Data are presented by HSC Trust, specialty and time band. It also includes inpatient and day case activity commissioned by the Health Service during the quarter ending June 2019.

Statistical Quality: The ‘*Inpatient and Day Case Waiting Times Publication – Supporting Documentation*’ booklet details the technical guidance and definitions used, as well as notes on how to use the data contained within this statistical release. This booklet is available to view or download from:

<https://www.health-ni.gov.uk/publications/inpatient-and-day-case-waiting-times-supporting-documentation>

Internet: <https://www.health-ni.gov.uk/articles/inpatient-waiting-times>

Authors: Mary Farrelly, Adam Robinson, Siobhán Morgan

Publication Date: Thursday 29th August 2019

Reporting Period: 1st April 2019 – 30th June 2019

Issued by: Hospital Information Branch
Information & Analysis Directorate
Department of Health
Stormont Estate, Belfast, BT4 3SQ

Contact Information and further copies: statistics@health-ni.gov.uk

Target audience: Department of Health (DoH), Chief Executives of the HSC Board and Trusts in Northern Ireland, health care professionals, Health & Social Care stakeholders, academics, the media and the general public.

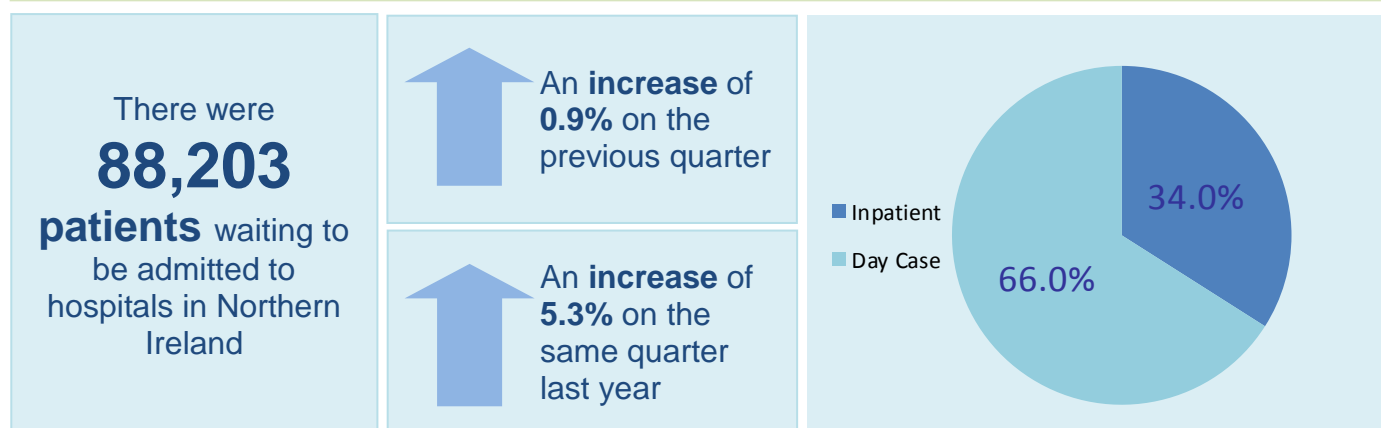
Price: Free

Copyright: This publication is Crown copyright and may be reproduced free of charge in any format or medium. Any material used must be acknowledged, and the title of the publication specified.

Contents

Total number of patients waiting for Inpatient and Day Case Admissions	4
Patients waiting longer than 13 weeks for Inpatient and Day Case Admissions.....	5
Patients waiting longer than 52 weeks for Inpatient and Day Case Admissions.....	6
Patients waiting at a Regional Assessment and Surgical Centre.....	7
Completed waits for Inpatient and Day Case Activity commissioned by the Health Service...	8
Appendix 1: Tables.....	9
Appendix 2: Explanatory Notes.....	13

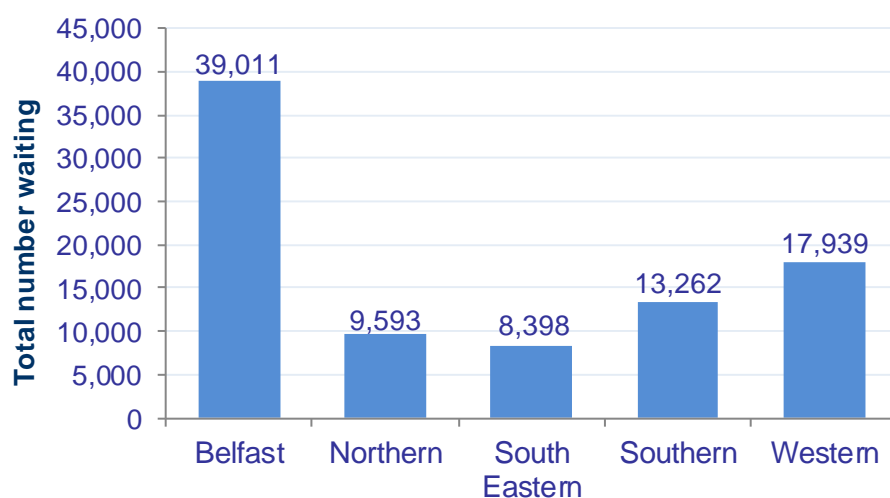
Total number of patients waiting at 30th June 2019



Source: DoH Inpatient Waiting Times Dataset

At 30th June 2019, a total of 88,203 patients were waiting to be admitted to hospitals in Northern Ireland, 0.9% (753) more than at 31st March 2019 (87,450), and 5.3% (4,457) more than at 30th June 2018 (83,746) (Table 1). Note that patients waiting to be admitted to a Regional Assessment and Surgical Centre (RASC) are reported separately (Table 5).

One third (34.0%, 30,004) of those waiting for admission at 30th June 2019 were waiting for an inpatient admission, with the remaining 66.0% (58,199) waiting for a day case admission (Table 1).



A number of inpatient and day case services may not be provided at a patient's local HSC Trust, and instead are provided at a single regional centre for Northern Ireland. As patients are reported against the HSC Trust responsible for the service that will be providing treatment, users should be cautious in how they use these data (see explanatory note 11).

Source: DoH Inpatient Waiting Times Dataset

Over two fifths (44.2%) were waiting to be admitted in the Belfast HSC Trust, with a further 20.3% waiting in the Western HSC Trust, 15.0% in the Southern HSC Trust, 10.9% in the Northern HSC Trust and 9.5% in the South Eastern HSC Trust (Table 2a).

Of the 88,203 patients waiting for admission, four fifths (81.2%, 71,651) were in one of the following specialties: General Surgery (17,319); Trauma and Orthopaedic (T&O) Surgery (16,916); Ear, Nose and Throat (ENT) (10,081); Ophthalmology (8,566); Urology (8,284), Gynaecology (5,552) and Gastroenterology (4,933) (Table 3a).

Patients waiting more than 13 weeks at 30th June 2019

By March 2020, 55% of patients should wait no longer than 13 weeks for inpatient/day case treatment

This element was **not achieved** by Northern Ireland as a whole

66.7%
of patients were waiting longer than 13 weeks



Percentage waiting over 13 weeks

Source: DoH Inpatient Waiting Times Dataset

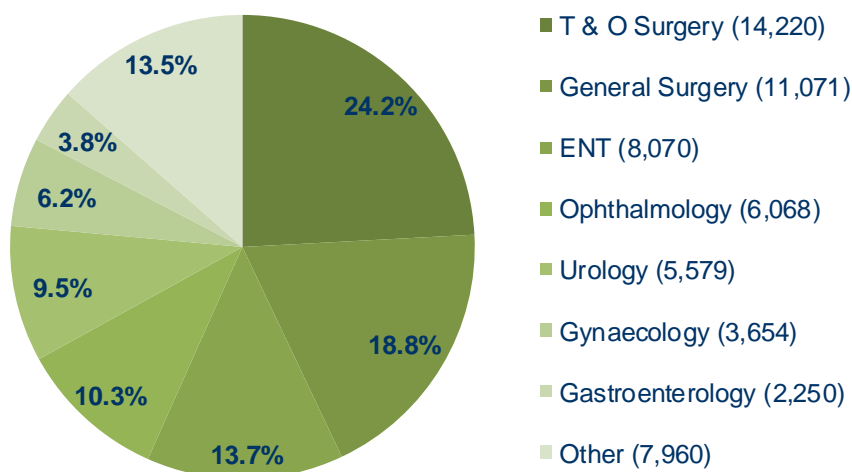
Achievement of the 13 week target requires that less than 45% of patients should be waiting over 13 weeks for inpatient or day case admission.

At 30th June 2019, 66.7% (58,872) of patients were waiting more than 13 weeks to be admitted for treatment, compared with 65.0% (56,871) at 31st March 2019 and 63.1% (52,872) at 30th June 2018 (Table 1).

At 30th June 2019, the 13 week element of the target was not achieved by Northern Ireland as a whole (Table 2a), or by any of the HSC Trusts. Data users should be aware that many inpatient and day case services are not provided at every HSC Trust (see explanatory note 11).

Of patients waiting for an inpatient admission, four-fifths (80.3%, 24,088) were waiting over 13 weeks. This is compared with 59.8% (34,784) waiting over 13 weeks for a day case admission (Table 1).

Patients waiting over 13 weeks by specialty



Over four-fifths (86.5%, 50,912) of the 58,872 patients waiting more than 13 weeks at 30th June 2019 were in one of the following specialties: T & O Surgery; General Surgery; ENT; Ophthalmology; Urology; Gynaecology and Gastroenterology (Table 3a).


Source: DoH Inpatient Waiting Times Dataset

Patients waiting more than 52 weeks at 30th June 2019

By March 2020, no patient should wait longer than 52 weeks for inpatient/day case treatment

This element was **not achieved** by Northern Ireland as a whole

23,996
patients were waiting longer than 52 weeks



Percentage waiting over 52 weeks

Source: DoH Inpatient Waiting Times Dataset

Achievement of the 52 week target requires that no patient should be waiting over 52 weeks for inpatient or day case admission.

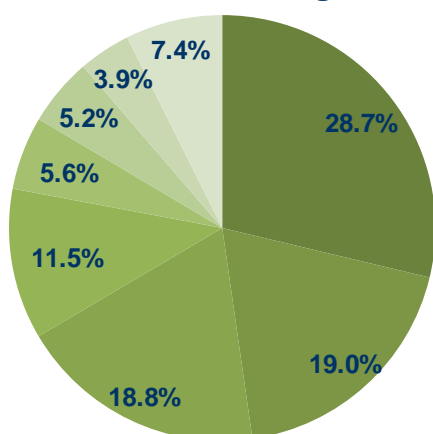
At 30th June 2019, 27.2% (23,996) of patients were waiting more than 52 weeks for either an inpatient or day case admission, compared with 25.6% (22,350) at 31st March 2019, and 21.6% (18,080) at 30th June 2018 (Table 1).

At 30th June 2019, the 52 week element of the target was not achieved by Northern Ireland as a whole or by any individual HSC Trust (Table 2a). Data users should be aware that many inpatient and day case services are not provided at every HSC Trust (see explanatory note 11).

Around a third of patients in both the Belfast (33.5%, 13,057) and Western (31.2%, 5,605) HSC Trusts were waiting longer than 52 weeks at 30th June 2019, 22.8% (3,030) in the Southern HSC Trust, 19.8% (1,659) in the South Eastern HSC Trust, and 6.7% (645) in the Northern HSC Trust (Table 2a).

Of patients waiting for an inpatient admission, 41.3% (12,382) were waiting more than 52 weeks, compared with 20.0% (11,614) of those waiting for a day case admission.

Patients waiting over 52 weeks by specialty



- T & O Surgery (6,896)
- General Surgery (4,559)
- ENT (4,504)
- Urology (2,748)
- Gynaecology (1,338)
- Ophthalmology (1,239)
- Plastic Surgery (947)
- Other (1,765)

Over nine tenths (92.6%, 22,231) of the 23,996 patients waiting more than 52 weeks on the 30th June 2019 were in one of the following specialties: T & O Surgery; General Surgery; ENT; Urology; Gynaecology; Ophthalmology and Plastic Surgery (Table 3a).

Source: DoH Inpatient Waiting Times Dataset

Patients waiting at a Regional Assessment and Surgical Centre (RASC) at 30th June 2019

There were

1,104

Patients waiting to be admitted to a Regional Assessment & Surgical Centre (RASC)

There were

782

Patients waiting to be admitted to a Varicose Veins RASC

There were

322

Patients waiting to be admitted to a Cataracts RASC

Source: HSCB

In October 2016 the then Health Minister launched 'Health and Wellbeing 2026: Delivering Together,' a strategy which underpins the Northern Ireland Executive's draft Programme for Government ambition to support people to lead long, healthy and active lives.

As part of this strategy, the Elective Care Plan was published in February 2017 which stated that 'Regional Elective Care Assessment and Treatment Centres will be established to deliver large volumes of assessments and non-complex routine surgery across a broad range of specialties.' In March 2019, prototype 'Regional Assessment and Surgical Centres' (RASCs) became operational for the surgical treatment of Cataracts and Varicose Veins. Patients waiting for either of these procedures can now be referred to a RASC for treatment rather than attend the hospital site they may have been referred to previously.

RASCs have been set up in the following locations:

RASC	Location(s) of Regional Centre
Cataracts	Mid Ulster Hospital (Northern HSC Trust) Downe Hospital (South Eastern HSC Trust) South Tyrone Hospital (Southern HSC Trust)
Varicose Veins	Lagan Valley Hospital (South Eastern HSC Trust) Omagh Hospital and Primary Care Complex (Western HSC Trust)

Due to these changes in operational service delivery and concomitant changes in how inpatient waiting times are recorded, the following data and information about RASC Waiting Lists is provisional and subject to revision. They are not National Statistics.

At 30th June 2019, 782 patients were waiting to be admitted to a Varicose Veins RASC, with a further 322 patients waiting to be admitted to a Cataracts RASC (Table 5).

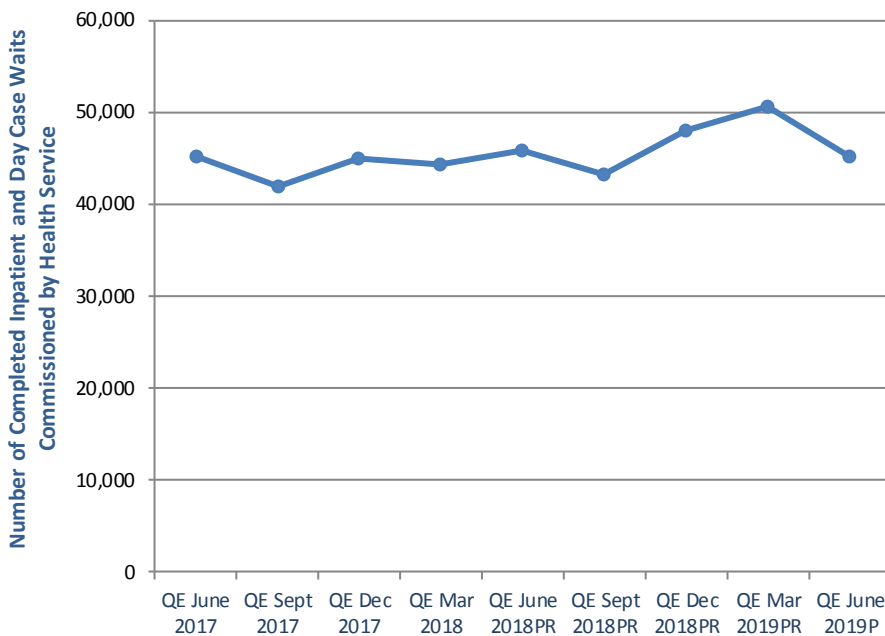
Completed waits for inpatient and day case activity during quarter ending 30th June 2019

<p>There were</p> <h1 style="margin: 0;">45,144</h1> <p>admissions for inpatient and day case treatment in Northern Ireland commissioned by the Health Service</p>	<p>A decrease of 10.6% on the previous quarter</p>	<p>A decrease of 1.6% on the same quarter last year</p>
--	---	--

Source: Hospital Inpatient System & IS1 Part 2 Return

A total of 42,948 patients were admitted to Health Service hospitals in Northern Ireland during the quarter ending 30th June 2019, 2.1% (928) fewer than during the quarter ending 31st March 2019 (43,876) and 4.0% (1,788) fewer than during the quarter ending 30th June 2018 (44,736) (Table 4).

During the quarter ending 30th June 2019, 2,196 patients received inpatient or day case treatment commissioned by the Health Service within the Independent Sector, around a third the number seen during the quarter ending 31st March 2019 (6,595), and almost double the number during the same quarter last year (1,164) (Table 4).



Source: Hospital Inpatient System & IS1 Part 2 Return
^P Data are currently provisional
^R Revised figures

When the number of completed inpatient and day case waits within the Independent Sector during the quarter ending 30th June 2019 (2,196) is combined with those treated in Health Service hospitals during the same period (42,948), provisional figures indicate that 45,144 inpatients and day cases received treatment in Northern Ireland commissioned by the Health Service. This was a 10.6% (5,327)

decrease in the number of completed waits commissioned by the Health Service between the quarter ending March 2019 (50,471) and the quarter ending June 2019 (45,144) and a decrease of 1.6% (756) compared to quarter ending June 2018 (45,900) (Table 4).

Appendix 1: Tables

Table 1: Quarterly inpatient and day case waiting lists – 30th June 2019¹

Type of Admission		Current Quarter (30 th June 2019)	Previous Quarter (31st Mar 2019)	Current Quarter (30 th June 2018)
Inpatient	Total Patients Waiting	30,004	29,150	27,124
	Number waiting over 13 weeks	24,088	23,203	20,952
	<i>Percentage waiting over 13 weeks</i>	80.3%	79.6%	77.1%
	Number waiting over 52 weeks	12,382	11,590	9,407
Day Case	Total Patients Waiting	58,199	58,300	56,622
	Number waiting over 13 weeks	34,784	33,668	31,920
	<i>Percentage waiting over 13 weeks</i>	59.8%	57.7%	56.4%
	Number waiting over 52 weeks	11,614	10,760	8,673
All Admissions	Total Patients Waiting	88,203	87,450	83,746
	Number waiting over 13 weeks	58,872	56,871	52,872
	<i>Percentage waiting over 13 weeks</i>	66.7%	65.0%	62.3%
	Number waiting over 52 weeks	23,996	22,350	18,080

Source: DoH Inpatient Waiting Times Dataset

¹Refer to Explanatory Notes 1–14 & 18-19

Table 2a: Number of patients waiting for inpatient and day case admissions by HSC Trust and weeks waiting – 30th June 2019¹

HSC Trust	Patients Waiting for Admission by Weeks Waiting						Total Waiting for Admission
	0 - 6	>6 - 13	>13 - 21	>21 - 26	>26-52	>52	
Belfast	4,707	4,843	4,870	2,430	9,104	13,057	39,011
Northern	3,029	1,814	1,537	619	1,949	645	9,593
South Eastern	2,651	1,505	1,015	457	1,111	1,659	8,398
Southern	3,196	2,054	1,680	860	2,442	3,030	13,262
Western	3,182	2,350	2,274	1,052	3,476	5,605	17,939
Total	16,765	12,566	11,376	5,418	18,082	23,996	88,203

Source: DoH Inpatient Waiting Times Dataset

¹Refer to Explanatory Notes 1–14 & 18-19

Table 2b: Percentage of patients waiting for inpatient and day case admissions by HSC Trust and weeks waiting – 30th June 2019¹

HSC Trust	Patients Waiting for Admission by Weeks Waiting					
	0 - 6	>6 - 13	>13 - 21	>21 - 26	>26-52	>52
Belfast	12.1%	12.4%	12.5%	6.2%	23.3%	33.5%
Northern	31.6%	18.9%	16.0%	6.5%	20.3%	6.7%
South Eastern	31.6%	17.9%	12.1%	5.4%	13.2%	19.8%
Southern	24.1%	15.5%	12.7%	6.5%	18.4%	22.8%
Western	17.7%	13.1%	12.7%	5.9%	19.4%	31.2%
Total	19.0%	14.2%	12.9%	6.1%	20.5%	27.2%

Source: DoH Inpatient Waiting Times Dataset

¹Refer to Explanatory Notes 1–14 & 18-19

Table 3a: Number of patients waiting for inpatient and day case admissions by weeks waiting and specialty – 30th June 2019¹

Specialty	Patients Waiting for Admission by Weeks Waiting						Total Waiting for Admission
	0 - 6	>6 - 13	>13 - 21	>21 - 26	>26-52	>52	
General Surgery	3,585	2,663	2,227	1,029	3,256	4,559	17,319
T & O Surgery	862	1,834	2,043	1,149	4,132	6,896	16,916
Ophthalmology	1,103	1,395	1,588	770	2,471	1,239	8,566
ENT	1,065	946	942	498	2,126	4,504	10,081
Urology	1,670	1,035	867	400	1,564	2,748	8,284
Gynaecology	1,115	783	727	318	1,271	1,338	5,552
Gastroenterology	1,805	878	744	410	870	226	4,933
General Medicine	1,820	797	508	184	148	129	3,586
Cardiology	752	507	372	134	310	124	2,199
Pain Management	288	234	265	130	656	465	2,038
Plastic Surgery	441	277	221	105	353	947	2,344
Oral Surgery	265	182	110	31	150	170	908
Paediatric Surgery	138	98	130	56	161	170	753
GP Other	368	188	89	17	14	1	677
Dermatology	375	209	177	42	193	20	1,016
Paediatrics	63	69	65	29	170	121	517
Neurology	134	66	49	27	65	20	361
Rheumatology	157	78	18	2	1	0	256
Neurosurgery	71	59	42	23	69	81	345
Other	688	268	192	64	102	238	1,552
All Specialties	16,765	12,566	11,376	5,418	18,082	23,996	88,203

Source: DoH Inpatient Waiting Times Dataset

¹Refer to Explanatory Notes 1–14 & 18-19

Table 3b: Percentage of patients waiting for inpatient and day case admissions by weeks waiting and specialty – 30th June 2019¹

Specialty	Percentage of Patients Waiting for Admission by Weeks Waiting					
	0 - 6	>6 - 13	>13 - 21	>21 - 26	>26-52	>52
General Surgery	20.7%	15.4%	12.9%	5.9%	18.8%	26.3%
T & O Surgery	5.1%	10.8%	12.1%	6.8%	24.4%	40.8%
Ophthalmology	12.9%	16.3%	18.5%	9.0%	28.8%	14.5%
ENT	10.6%	9.4%	9.3%	4.9%	21.1%	44.7%
Urology	20.2%	12.5%	10.5%	4.8%	18.9%	33.2%
Gynaecology	20.1%	14.1%	13.1%	5.7%	22.9%	24.1%
Gastroenterology	36.6%	17.8%	15.1%	8.3%	17.6%	4.6%
General Medicine	50.8%	22.2%	14.2%	5.1%	4.1%	3.6%
Cardiology	34.2%	23.1%	16.9%	6.1%	14.1%	5.6%
Pain Management	14.1%	11.5%	13.0%	6.4%	32.2%	22.8%
Plastic Surgery	18.8%	11.8%	9.4%	4.5%	15.1%	40.4%
Oral Surgery	29.2%	20.0%	12.1%	3.4%	16.5%	18.7%
Paediatric Surgery	18.3%	13.0%	17.3%	7.4%	21.4%	22.6%
GP Other	54.4%	27.8%	13.1%	2.5%	2.1%	0.1%
Dermatology	36.9%	20.6%	17.4%	4.1%	19.0%	2.0%
Paediatrics	12.2%	13.3%	12.6%	5.6%	32.9%	23.4%
Neurology	37.1%	18.3%	13.6%	7.5%	18.0%	5.5%
Rheumatology	61.3%	30.5%	7.0%	0.8%	0.4%	0.0%
Neurosurgery	20.6%	17.1%	12.2%	6.7%	20.0%	23.5%
Other	44.3%	17.3%	12.4%	4.1%	6.6%	15.3%
All Specialties	19.0%	14.2%	12.9%	6.1%	20.5%	27.2%

Source: DoH Inpatient Waiting Times Dataset

¹Refer to Explanatory Notes 1–14 & 18-19

Table 4: Number of completed inpatient and day case waits commissioned by the Health Service: QE March 2018 - QE June 2019²

Quarter Ending	Number of Completed Inpatient and Day Case Waits		
	Within Health Service Hospitals	Independent Sector*	Total Commissioned by Health Service
QE Mar 2017	44,541	3,719	48,260
QE June 2017	44,641	599	45,240
QE Sept 2017	41,467	339	41,806
QE Dec 2017	44,351	545	44,896
QE Mar 2018	41,586	2,793	44,379
QE June 2018 ^{PR}	44,736	1,164	45,900
QE Sept 2018 ^{PR}	42,080	1,135	43,215
QE Dec 2018 ^{PR}	45,500	2,514	48,014
QE Mar 2019 ^{PR}	43,876	6,595	50,471
QE June 2019 ^P	42,948	2,196	45,144

Source: Hospital Inpatient System & IS1 Part 2 Return

^PData are currently provisional

^RData has been revised

*Not National Statistics

²Refer to Explanatory Notes 1, 4 &15-19

Table 5: Number of patients waiting for admission to Regional Assessment and Surgical Centre (RASC), 30th June 2019

RASC	Number of patients waiting for RASC Admission by Weeks Waiting						Total Waiting
	0 - 6	>6 - 13	>13 - 21	>21 - 26	>26-52	>52	
Varicose Veins	129	176	242	59	79	97	782
Cataracts	129	67	34	8	45	39	322
Total	258	243	276	67	124	136	1,104

Source: HSCB

Note: Data are currently provisional and subject to revision

Appendix 2: Explanatory Notes

1. The sources for the data contained in this release are the DoH Inpatient Waiting Times Dataset, Hospital Inpatient System and IS1 Part 2 Return. These returns collect information from Health and Social Care Trusts on a quarterly basis.

2. The '*Inpatient and Day Case Waiting Times Publication – Supporting Documentation*' booklet details the technical guidance and definitions used, as well as notes on how to use the data contained within this statistical release. This booklet is available to view or download from: <https://www.health-ni.gov.uk/publications/northern-ireland-waiting-time-statistics-inpatient-waiting-times-june-2019>.

3. All of the data contained in the tables are available on a quarterly basis and can be supplied by individual specialty or Provider HSC Trust if this level of detail is required. In addition, quarterly data relating to inpatient and day case waiting times have been published in spreadsheet format (CSV), split by HSC Trust, Specialty, Programme of Care and Intended Management of the patient (i.e. Inpatient Admission or Day Case), in order to aid secondary analysis. These data are available at <https://www.health-ni.gov.uk/articles/inpatient-waiting-times-june-2019>.

4. Information includes patients living outside Northern Ireland and privately funded patients waiting for treatment in Health Service hospitals in Northern Ireland.

5. Inpatient and day case waiting list data comprise the number of patients waiting for inpatient admission to hospital and the number of patients waiting for day case treatment.

6. Inpatient admissions can include both (a) patients admitted electively with the expectation that they will remain in hospital for at least one night, and (b) non-elective admissions (e.g. emergency admissions). A patient who is admitted with either of the above intentions, but who leaves hospital for any reason without staying overnight, is still counted as an inpatient admission.

7. Day Cases are patients admitted electively during the course of a day with the intention of receiving care who do not require the use of a hospital bed overnight and who return home as scheduled. If this original intention is not fulfilled and the patient stays overnight, such a patient is counted as an inpatient admission.

8. The inpatient and day case waiting list figures do not include:

- Patients admitted as emergency cases;
- Patients waiting for nurse led appointments;
- Outpatients;

- Patients undergoing a planned programme of treatment e.g. a series of admissions for chemotherapy;
- Patients waiting for admission as a regular day or night attender
- Maternity (specialties 510 and 520);
- Patients currently receiving inpatient treatment in hospitals who are included on other waiting lists;
- Patients who are temporarily suspended from waiting lists.

9. Waiting time begins from the date the clinician decided to admit the patient. Patients who cannot attend (CNA) have their waiting time adjusted to commence on the date they informed the HSC Trust they could not attend, while patients who do not attend (DNA) have their waiting time adjusted to commence on the date of the DNA.

10. Some people will be waiting on more than one waiting list or be on the waiting list for more than one outpatient appointment/admission/diagnostic test at the same time due to having more than one condition.

11. The Ministerial target, for inpatient and day case waiting times, as set out in the Health and Social Care (Commissioning Plan) Direction states that, By March 2020, at least 55% of patients should wait no longer than 13 weeks for inpatient or day case treatment, with no patient waiting longer than 52 weeks.

12. A number of inpatient and day case services may not be provided at a patient's local HSC Trust or at each of the five HSC Trusts, and instead are provided at a single regional centre for Northern Ireland. In such circumstances, patients from one HSC Trust area will be waiting to be seen at a service provided at another HSC Trust. Users should therefore be cautious in how they use these data. For example, they should not be used to calculate the total number of patients waiting per head of the population residing within each Trust area, as HSC Trusts that provide services for the whole of Northern Ireland will have a higher number of patients waiting per head of the population than those that provide more localised services. Neither should the actual number of patients waiting longer than the recommended waiting time be used as indicator of poor performance within an individual HSC Trust. Users who require an indication of the latter are advised to refer to the commentary section of the publication which provides an indication of the percentage of total waiters that have been waiting over the maximum recommended waiting times, within each HSC Trust.

13. For Tables 2a, 2b, 3a and 3b, each inpatient and day case waiting time band relates to the number of completed weeks a patient has been waiting for admission for treatment. For example, a patient waiting exactly 6 weeks would be included in the 0-6 week time band and a patient waiting 6 weeks and 1 day would be included in the >6-13 (greater than 6 weeks but waiting no longer than 13 weeks)

week time band. Patients waiting 'more than 13 weeks' includes all patients in the >13-21, >21–26, >26-52 and >52 time bands. Patients waiting 'more than 52 weeks' includes all patients in the >52 time band.

14. Patients waiting for day case endoscopies are included within both inpatient and diagnostic waiting times; as such, figures should not be added together.

15. The total number of completed inpatient waits within HSC hospitals each quarter is sourced from the Hospital Inpatient System. During the financial year, data from the Hospital Inpatient System will be marked as provisional. This is because information on inpatient admissions continuously improves during the year before being finalised. Consequently, quarterly information from the Hospital Inpatient System, for the most recent financial year, will be revised on a quarterly basis.

16. The number of completed inpatient waits within HSC hospitals each quarter do not include:

- Elective planned patients
- Emergency patients
- Maternity (specialties 510 and 520)
- Private patients
- Amenity patients
- Mental Health and Learning Disability patients
- Others (including transfers)

17. The numbers of patients who received inpatient treatment, commissioned by the Health Service, in the Independent Sector, are provided by the HSC Board. They are not National Statistics and they have not been validated by the Department, however, they have been included to provide users with a comprehensive view of completed inpatient waits during each quarter.

18. HIB surveyed data providers during 2011/12 to ascertain the cost of producing, validating and submitting the information required for this publication. This relates to the time taken to generate, validate and submit data, over and above what is already required by their organisation for internal performance management purposes. The annual cost to data providers of compliance with HIB's requirements for this publication, based on HSC salary costs, was £1,670.

19. Figures relating to inpatient and day case waiting times for the quarter ending 30th September 2019 will be released on Thursday 28th November 2019.

Appendix 3: National Statistics

Data contained within this publication are National Statistics except for information relating to RASC Waiting Lists and or completed inpatient and day case waits.

National Statistics status means that our statistics meet the highest standards of trustworthiness, quality and public value, and it is our responsibility to maintain compliance with these standards.

The statistics last underwent a full assessment against the Code of Practice in 2011:

https://www.statisticsauthority.gov.uk/wp-content/uploads/2015/12/images-assessmentreport153statisticsonhospitalwaitingtimesinnorthernirelan_tcm97-41176.pdf

Designation was awarded in March 2013:

https://www.statisticsauthority.gov.uk/wp-content/uploads/2015/12/images-letterofconfirmationasnationalstatisticsassessmentreport15_tcm97-42663.pdf

Since the assessment by the Office for Statistics Regulation, we have continued to comply with the Code of Practice for Statistics.

Further information on Inpatient and Day Case Waiting Times in Northern Ireland is available from:

Hospital Information Branch
Information & Analysis Directorate
Department of Health
Stormont Estate
Belfast, BT4 3SQ

✉ Email: statistics@health-ni.gov.uk

This Statistical bulletin and others published by Hospital Information Branch are available to download from the DoH Internet site at:

<https://www.health-ni.gov.uk/topics/doh-statistics-and-research>