

Trust Board Environmental Cleanliness Audit Report Overview December 2017

Bi-Monthly:

Scores less than 75%:	None
Partial-compliant	SWAH-NNICU
1 out of 2 audits completed	
Overall Compliance:	97%
Comments:	3% did not carry out the audit as per standard of 2 audits per month

Quarterly:

Scores less than 75%:	ALT-Butterfly Lodge (C=72%)
No audit completed/reported:	ALT-Ward 20 General Medicine OHPCC-Childrens Centre SWAH - Children's Outpatients T&F-Beech
End of the quarter compliance:	94%
Comments:	6% of audits not completed during the quarter

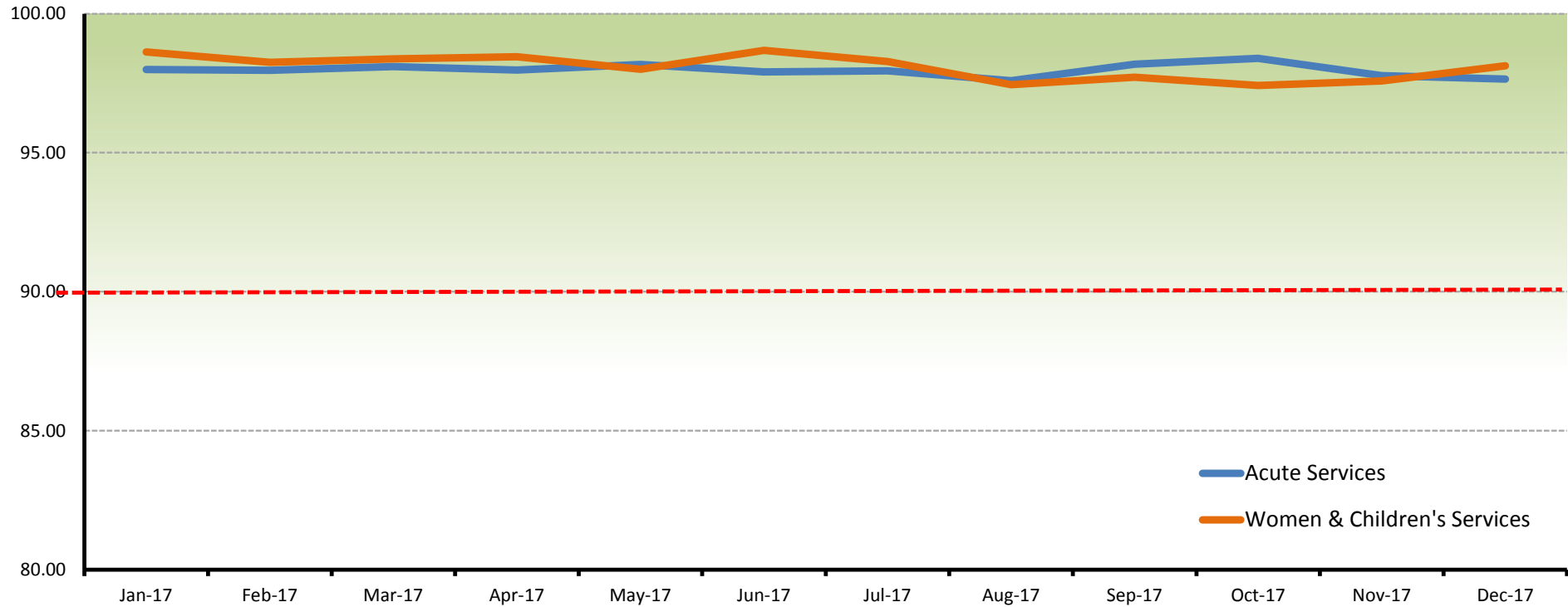
6-Monthly:

Scores less than 75%:	None
3rd month of the 6-month compliance:	43%
Comments:	57% of audits have yet to be completed during the 6-month period

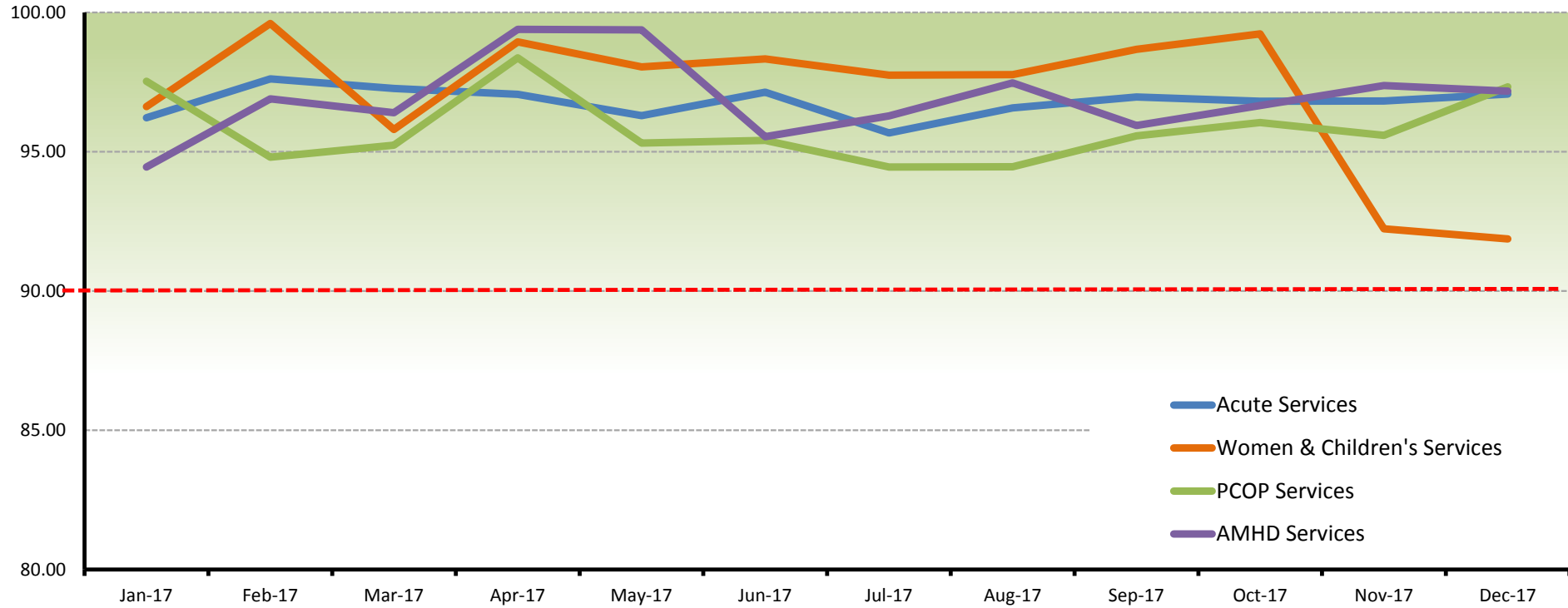
Managerial:

Scores less than 75%:	ALT-Ward 16 (C=72%)
Compliance todate:	77%
Comments:	23% of audits have yet to be completed during the fiscal year

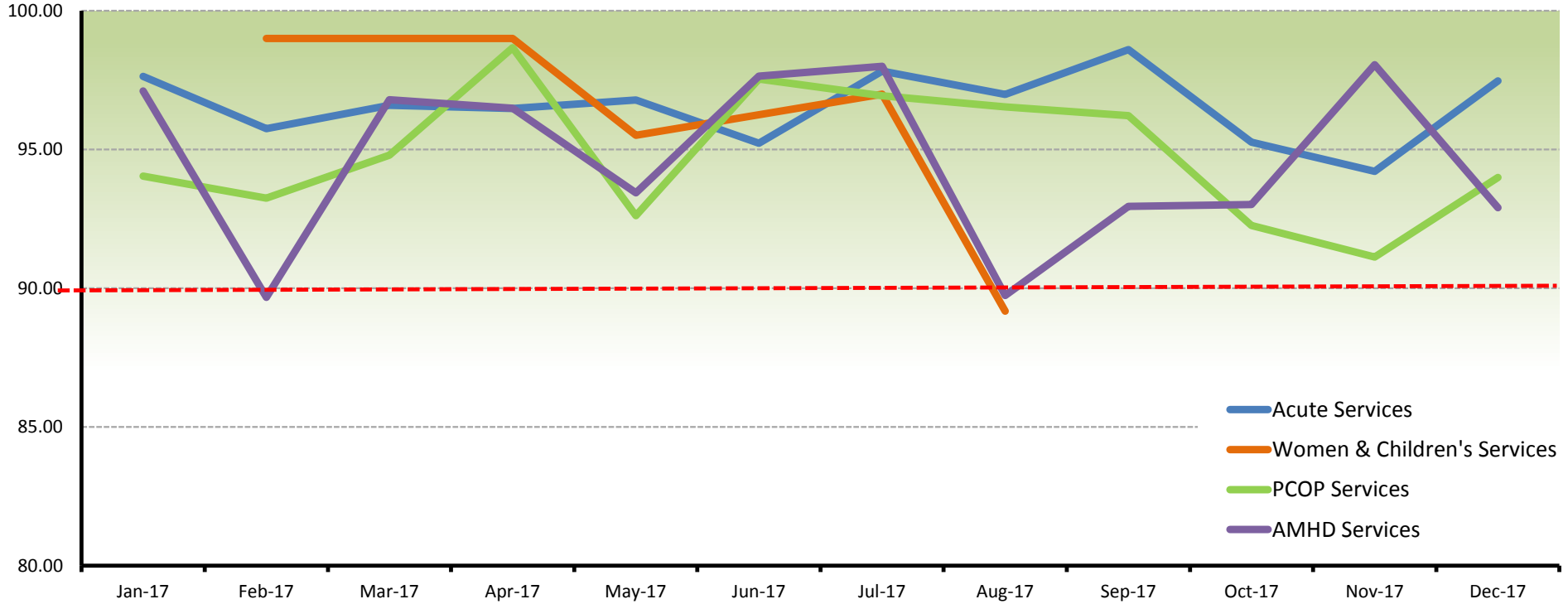
Directorates' Bi-Monthly Environmental Cleanliness Audits Average Scores



Directorates' Quarterly Environmental Cleanliness Audits Average Scores



Directorates' 6-Monthly Environmental Cleanliness Audits Average Scores



Managerial Environmental Cleanliness Audit Report

- 1 The Managerial Audit is an unannounced audit conducted by a team of Senior Staff with the objective of providing check and balance of self-assessed audits.
- 2 One (1) full audit per year per ward / department is required to be completed.
- 3 By the end of each quarter, each Division should have at least accomplished 25% compliance rating.
- 4 Action should be taken against results that have high discrepancy in scores between the managerial audit and ward audit.

Ward / Facility	Date of Managerial Audit	Composite Managerial Audit Scores to Date				Previous Ward Audit			
		Overall	C	P	E	Overall	C	P	E
Acute Services - Surgery									
1 ALT-DESU	Nov-17	94	96	95	92	93	94	93	92
2 ALT-ICU	May-17	96	96	96	98	95	97	98	90
3 ALT-HDU	May-17	97	97	95	100	95	95	94	95
4 ALT-Theatre - 1	Aug-17	94	89	98	95	97	95	99	98
5 ALT-Theatre - 2	Aug-17	92	94	90	92	96	97	96	96
6 ALT-Theatre - 3	Jul-17	96	98	97	94	99	99	100	97
7 ALT-Theatre - 4	Aug-17	98	98	98	98	99	98	100	93
8 ALT-Theatre - 5	Aug-17	96	97	96	95	97	96	98	98
9 ALT-Theatre - 6	Jul-17	97	95	98	97	98	100	99	95
10 ALT-Theatre - 7	Aug-17	91	86	90	97	94	91	96	97
11 ALT-Theatres - Recovery	Jul-17	90	83	92	95	97	94	98	100
12 ALT-DCU - Theatre	Aug-17	94	100	82	100	99	98	98	98
13 ALT-DCU - Eye Theatre	Aug-17	99	98	98	100	99	100	99	99
14 ALT-Ward 31	May-17	90	92	84	93	99	98	100	100
15 ALT-EPU	Nov-17	95	94	99	94	98	97	100	98
16 ALT-Ward 2 TOU	May-17	92	90	90	97	94	91	94	99
17 ALT-Ward 32 ESU	May-17	93	94	92	95	98	95	100	100
18 ALT-Ward 7	May-17	93	89	92	97	98	94	100	100
19 ALT-Head & Neck Ward	May-17	94	94	95	93	96	92	98	99
20 ALT-Elective Orthopaedics Unit	May-17	98	98	99	98	93	95	90	93
21 ALT-Fracture Clinic									
22 ALT-Ophthalmology									
23 ALT-Outpatients	Sep-17	93	90	89	98	99	98	100	100
24 ALT-Pre-Op Assessment	Nov-17	95	93	94	98	98	96	100	100
25 OHPCC-Main Theatres /Anaesthetic Rooms	Aug-17	93	94	91	95	100	99	100	100
26 OHPCC-DPU Ward Area	Aug-17	93	94	91	95	94	94	95	92
27 OHPCC-Outpatients	Sep-17	96	97	94	97	95	92	100	100

Ward / Facility	Date of Managerial Audit	Composite Managerial Audit Scores to Date				Previous Ward Audit			
		Overall	C	P	E	Overall	C	P	E
28 OHPCC-Pain Clinic									
29 OHPCC-Pre-Op Assessment	Sep-17	96	97	94	97	97	94	98	100
30 SWAH-DPU Endoscopy	Aug-17	95	95	93	97	97	98	94	98
31 SWAH-Critical Care	Jul-17	96	97	95	96	99	99	97	100
32 SWAH-Ward 8	Jun-17	91	85	92	94	91	85	92	94
33 SWAH-Ward 9	May-17	92	85	97	96	96	92	99	98
34 SWAH-Main Theatres	Apr-17	94	97	89	96	95	93	93	97
35 SWAH-Outpatients	Apr-17	94	94	93	94	94	94	93	94
36 SWAH-Pre-Op Assessment	Apr-17	95	95	100	89	97	100	100	90
37 Roe Valley-Outpatients									
38 Urology Specialist Nurses Clinic									
Number of Audits This Month		0							
Compliance Rating Todate		87%							
Acute Services - Emergency									
1 ALT-A&E	Apr-17	94	94	89	98	96	98	96	95
2 ALT-AMU (Ward 41)	Nov-17	89	87	86	94	99	98	100	100
3 ALT-Anderson's House	Sep-17	99	99	98	100	96	96	99	94
4 ALT-Cardiac Investigations									
5 ALT-Cath Lab	Jun-17	84	89	79	88				
6 ALT-Cath Lab 2	Jun-17	84	89	79	88				
7 ALT-CCU	Nov-17	99	100	100	98	99	98	100	100
8 ALT-CDU	Jun-17	97	97	97	97	98	97	100	98
9 ALT-Medical Ward 1	Jun-17	90	92	88	89	96	94	93	99
10 ALT-Renal Unit	Dec-17	88	87	86	91	96	96	98	95
11 ALT-Ward 20 General Medicine	Sep-17	84	88	86	79	99	98	99	100
12 ALT-Ward 21 Rheumatology	Sep-17	98	97	99	100	98	96	98	99
13 ALT-Ward 21 Respiratory Nurse Specialists									
14 ALT-Ward 3	May-17	88	86	86	92	97	92	100	100
15 ALT-Ward 44	Jun-17	96	95	96	98	98	97	98	99
16 SWAH-Accident & Emergency	Apr-17	94	94	89	98	94	94	89	98
17 SWAH-Cardiac Unit	Jul-17	95	98	98	95	96	95	97	95
18 SWAH-Medical & Surgical Assessment Unit	Aug-17	91	89	89	94	93	89	93	99
19 SWAH-Ward 2	Apr-17	93	89	94	95	97	97	96	97
20 SWAH-Ward 3	May-17	88	86	86	92	97	97	98	98
21 SWAH-Cardiac Investigations	Aug-17	94	90	94	99	96	91	98	98
22 OHPCC-Cardiac Assessment Unit	May-17	94	95	88	98	99	97	100	100
23 OHPCC-Cardiac Investigations	Jul-17	91	95	82	95	97	94	100	98
24 OHPCC-Renal Unit	Jul-17	93	97	87	96	100	100	100	100
25 OHPCC-Urgent Care Centre	May-17	95	95	92	97	99	96	100	100

Ward / Facility	Date of Managerial Audit	Composite Managerial Audit Scores to Date				Previous Ward Audit			
		Overall	C	P	E	Overall	C	P	E
Number of Audits This Month		1							
Compliance Rating Todate		92%							
Acute Services - Diagnostics & Clinical Support									
1 ALT-Biochemistry	Sep-17	83	76	73	100	92	91	95	91
2 ALT-Breast Screening Unit									
3 ALT-Cancer Centre Radiology	Dec-17	99	97	100	100	98	93	99	100
4 ALT-Cancer OPD									
5 ALT-Cytology									
6 ALT-Endoscopy	Aug-17	98	98	97	100	99	97	100	99
7 ALT-Haematology	Jul-17	86	79	96	82	91	98	88	86
8 ALT-Histopathology									
9 ALT-Laboratory									
10 ALT-Medical Imaging	Oct-17	93	96	92	91	97	94	99	98
11 ALT-Microbiology	Jul-17	90	81	98	92	95	98	93	96
12 ALT-Body Store	Aug-17	94	99	84	98	97	98	95	97
13 ALT-Sperrin Suite	Sep-17	94	94	90	99	99	98	100	100
14 ALT-Ward 50	Sep-17	97	96	95	99	98	97	99	99
15 Roe Valley-Xray Dept									
16 SWAH-Laboratory	Aug-17	86	89	72	97	96	94	93	100
17 SWAH-Medical Imaging	Oct-17	93	96	92	91				
18 SWAH-Body Store	Aug-17	94	99	84	98	100	96	100	100
19 OHPCC-Outreach Chemotherapy	Oct-17	91	95	80	99	99	100	97	100
20 OHPCC-Medical Imaging	Nov-17	92	92	90	95	99	100	97	100
Number of Audits This Month		1							
Compliance Rating Todate		70%							
Acute Services - Pharmacy									
1 ALT-Pharmacy	May-17	93	95	86	99	93	95	86	99
2 OHPCC-Pharmacy	Dec-17	95	96	89	100	99	96	100	100
3 SWAH-Pharmacy	Nov-17	94	99	91	93	98	97	98	100
Number of Audits This Month		1							
Compliance Rating Todate		100%							
Women & Children's Services - Health Care									
1 ALT-Ward 48 (Labour Ward)	Sep-17	96	98	98	90	99	99	100	97
2 ALT-Ward 47 (Midwifery Led)	Sep-17	94	98	88	96	99	99	100	98
3 ALT-Ward 45 (Ante-natal)	Sep-17	93	96	88	96	100	100	99	100
4 ALT-Ward 46 (Post-natal)	Sep-17	95	93	92	100	98	98	97	98
5 ALT-Ward 4 (Gynae)	Sep-17	91	95	89	89	98	99	100	96
6 Omagh Women Centre									

Ward / Facility	Date of Managerial Audit	Composite Managerial Audit Scores to Date				Previous Ward Audit			
		Overall	C	P	E	Overall	C	P	E
7 SWAH-Delivery Suite	Oct-17	92	97	86	95	95	97	92	96
8 SWAH-Women's Health Centre	Aug-17	89	90	86	92	89	90	86	92
9 ALT-Ward 49 (NNICU)	Sep-17	96	96	95	97	96	96	95	98
10 ALT-Ward 6	Dec-17	91	91	85	96	93	92	91	95
11 ALT-Butterfly Lodge	Dec-17	92	88	90	98	97	93	100	100
12 ALT-Ward 16	Dec-17	83	72	89	88				
13 OHPCC-Childrens Centre	Sep-17	96	95	95	99	99	98	100	100
14 SWAH-Neonatal Unit	Aug-17	93	92	96	91	96	94	98	96
15 SWAH-Childrens Ambulatory Care	Aug-17	96	97	93	98				
16 SWAH-Childrens Ward	Nov-17	87	85	85	90	98	95	99	99
17 SWAH-Childrens Outpatients	Oct-17	83	86	75	88	98	97	99	98
18 ALT-GUM Clinic	Sep-17	97	98	98	95	98	94	99	100
Number of Audits This Month		3							
Compliance Rating Todate		94%							
PCOP Services - Primary & Community Care									
1 Claudy Health Centre									
2 Claudy Health Centre Treatment Room									
3 Dungiven Health Centre									
4 Dungiven Health Centre Treatment Room									
5 Erne Health Centre Treatment Room	Oct-17	93	92	94	93	98	97	100	95
6 Great James St Health Centre									
7 Great James St Health Centre Treatment Room									
8 Irvinestown Health Centre	Sep-17	78	73	73	88				
9 Irvinestown Health Centre Treatment Room	Sep-17	93	94	95	92	93	94	95	92
10 Limavady Health Centre	Aug-17	87	95	75	92				
11 Lisnaskea Health Centre	Aug-17	76	75	61	93				
12 Lisnaskea Health Centre Treatment Room	Aug-17	90	90	85	96	87	90	92	80
13 Rapid Response Derry	Oct-17	95	96	91	97	100	100	100	100
14 Rapid Response (SWAH)	Oct-17	93	92	89	97	96	96	98	95
15 Rapid Response (Omagh)	Oct-17	91	95	80	99	99	97	100	100
16 Rathmore Belleek Health Centre	Aug-17	84	88	78	87				
17 Rathmore Belleek Health Centre Treatment Room	Aug-17	95	100	84	100	95	100	84	100
18 Shantallow Health Centre	Nov-17	73	70	64	85				
19 Strabane Health Centre	Jul-17	84	86	87	79				
20 Strabane Health Centre Treatment Room	Jul-17	86	85	89	86	95	94	100	90
21 Waterside Health Centre	Jul-17	88	84	82	97				
22 Waterside Health Centre Treatment Room	Jul-17	87	83	91	87	87	83	87	91
Number of Audits This Month		0							
Compliance Rating Todate		73%							

Ward / Facility	Date of Managerial Audit	Composite Managerial Audit Scores to Date				Previous Ward Audit			
		Overall	C	P	E	Overall	C	P	E
PCOP Services - Secondary Care									
1 ALT-Ward 19 OPALS									
2 ALT-Ward 40 (22)									
3 ALT-Ward 42 (21)									
4 SWAH - Ambulatory Day Care									
5 SWAH - Ward 5	Jul-17	92	90	92	94				
6 SWAH - Ward 6	Jul-17	90	88	85	97	92	81	95	99
7 SWAH - Ward 7	May-17	94	91	95	98				
8 OHPCC-Rehab Ward	Dec-17	99	97	100	100	98	97	99	99
9 OHPCC-Ward 5 Palliative	Dec-17	95	96	98	100	96	92	99	99
10 Ward 3 - Waterside	Aug-17	92	90	91	96	95	92	93	98
11 Ward 4 - Waterside	Aug-17	96	94	98	97	96	95	98	95
12 Waterside Hospital Main Areas	Sep-17	75	75	67	83	95	93	94	99
Number of Audits This Month		2							
Compliance Rating Todate		67%							
PCOP Services - Mental Health									
1 T&F-Ash Villa (formerly Larch A)	May-17	91	94	91	87	100	99	100	100
2 T&F-Oak A&B (formerly Pine A&B)	May-17	94	95	93	93	100	99	100	100
3 Waterside-Ward 1	Jul-17	95	97	96	93	95	97	96	93
4 Waterside-Ward 2	Jul-17	96	98	98	91	96	98	98	91
Number of Audits This Month		0							
Compliance Rating Todate		100%							
PCOP Services - Care & Accommodation									
1 Beragh Day Centre	Sep-17	91	84	91	97				
2 Creggan Day Centre	Nov-17	92	83	96	96	97	96	100	96
3 Dromore Day Centre	Sep-17	89	77	97	92				
4 Drumhaw Day Centre	Oct-17	93	92	91	95	93	94	97	88
5 Foyleville Day Centre	Oct-17	91	89	91	94				
6 Gortin Day Centre	Nov-17	78	80	82	73				
7 Gortmore Day Centre	Nov-17	87	88	86	87	93	89	94	95
8 Greenfield Residential Home	Dec-17	90	88	90	93				
9 Newtownstewart Day Centre	Apr-17	89	87	89	90				
10 Rectory Field Residential Home	Oct-17	91	91	92	91	99	99	100	98
11 Seymour Gardens Residential Home	Oct-17	90	91	88	91	93	91	93	95
12 Strabane Day Centre	Dec-17	94	95	97	91				
13 Tempo Road Day Centre	Oct-17	83	87	73	90				
14 Thackery Day Centre	Nov-17	93	95	93	90	98	99	100	95
15 Thackery Place Residential Home	Nov-17	90	91	94	83	96	96	100	93
16 William Street Residential Home	Oct-17	91	90	92	92	93	92	98	90

Ward / Facility	Date of Managerial Audit	Composite Managerial Audit Scores to Date				Previous Ward Audit			
		Overall	C	P	E	Overall	C	P	E
Number of Audits This Month		2							
Compliance Rating Todate		100%							
PCOP Services - AHP									
1 ALT-AHP Centre Adults	Jun-17	97	99	97	97	99	100	99	97
2 ALT-Orthoptic Room									
3 ALT-Podiatry	Nov-17	93	91	89	98	86	83	88	86
4 Bridgeview House Child Development Centre	Oct-17	83	73	87	90	97	94	98	99
5 OHPCC-Adult's AHP	Sep-17	93	96	88	96				
6 OHPCC-Children's AHP	Sep-17	97	96	95	99				
7 OHPCC-Orthoptic	Sep-17	99	98	100	100				
8 OHPCC-Podiatry	Oct-17	99	97	98	100				
9 RV-Physiotherapy									
10 SWAH-Adult's AHP	May-17	95	96	90	98				
11 SWAH-Children's AHP	May-17	89	92	79	97				
12 SWAH-Orthoptics	May-17	90	91	80	100				
13 T&F-Erne House Mental Health OT									
14 Woodview Assessment Clinic	Oct-17	92	98	93	86	99	99	100	96
Number of Audits This Month		0							
Compliance Rating Todate		79%							
Adult Mental Health & Disability Services - Mental Health									
1 Acute Day Care, Gransha	Jul-17	93	96	85	97	96	100	100	89
2 Alcohol & Drugs, Woodlea House	Jul-17	87	85	80	98				
3 Alcohol & Drugs (ATU), Omagh									
4 Arden Centre, Limavady	Aug-17	99	98	100	99	99	99	100	99
5 Beech Villa, T&F									
6 CMHT Key Worker Accommodation, SWAH	Nov-17	87	93	71	97				
7 Cityside Recovery Team, Slievemore House									
8 Grangewood-Carrick	Jun-17	97	99	99	94	100	99	100	100
9 Grangewood-Evish	Jun-17	96	93	99	96	99	98	100	100
10 Elm Ward, T&F	Jul-17	96	97	94	96	96	97	94	96
11 Erne House, T&F									
12 Forensic Service, T&F									
13 Hillside Day Centre, Strabane	Nov-17	94	95	91	96				
14 Limavady Recovery Team	Aug-17	99	98	98	100				
15 Lime Ward, T&F	Jul-17	94	93	93	98	94	93	93	98
16 Lisnamallard Industries, Omagh	Oct-17	96	97	95	97				
17 Lissan House, Omagh									
18 Melrose Day Centre									
19 Primary Care Liaison, Oldbridge House									

Ward / Facility	Date of Managerial Audit	Composite Managerial Audit Scores to Date				Previous Ward Audit			
		Overall	C	P	E	Overall	C	P	E
20 Psychiatric Intensive Care, T&F	Nov-17	99	97	100	100				
21 Psychological Therapies, Oldbridge House									
22 Rowan Villa, T&F									
23 Strabane Recovery Team	Nov-17	89	95	88	83				
24 Waterside Recovery Team									
Number of Audits This Month		0							
Compliance Rating Todate		54%							
Adult Mental Health & Disability Services - Learning Disability									
1 Beltany Respite Facility	Sep-17	93	99	92	89	97	100	96	94
2 Benbradagh ATC	Oct-17	93	90	95	94				
3 Berryburn Centre, Lakeview Hospital	Sep-17	93	86	95	99	93	86	95	99
4 Cottage Adult Respite	Oct-17	95	93	94	97	100	99	100	100
5 Creamery Residential Facility									
6 Evergreen Centre	Nov-17	98	99	99	97	93	88	99	93
7 Glenside ATC	Oct-17	87	91	82	88	94	88	100	95
8 Lackaboy 2	Dec-17	93	96	91	92	88	90	84	88
9 Lakeview Support Area	Sep-17	92	95	93	88	92	95	93	88
10 Lakeview	Sep-17	90	94	86	91	90	94	86	91
11 Lisnaskea	Dec-17	93	86	94	99	90	79	92	98
12 Mantlin Residential Facility									
13 Maybrook ATC	Oct-17	92	84	96	97	96	98	95	96
14 Omagh Centre	Sep-17	89	92	88	87	89	92	88	87
15 Ralphs Close	Jun-17	97	99	100	93	97	99	100	93
16 Strule Lodge	Sep-17	90	94	86	91				
Number of Audits This Month		2							
Compliance Rating Todate		88%							
Adult Mental Health & Disability Services - Physical Disability									
1 ALT-Spruce House									
2 Foyle Disability Resource Centre									
3 Drumcoo Day Centre, Eniskillen									
Number of Audits This Month		0							
Compliance Rating Todate		0%							
TOTAL NUMBER OF AUDITS THIS MONTH		12							
OVERALL COMPLIANCE RATING		77%							