

Annual Immunisation Report for Northern Ireland 2020-21



Summary (1)

Childhood Immunisation Programmes

- Coverage of three doses of DTaP/IPV/Hib/HepB vaccine by 12 months of age in Northern Ireland was 94.5%, which is a slight increase from the previous year.
- Coverage of one dose of MMR vaccine by 2 years of age was 91.9%, a 0.3% decrease from last year.
- Coverage of one and two doses of MMR by 5 years of age was 96.0% and 90.0% respectively. This is a 0.2% and 0.3% decrease from last year.
- With the exception of MenB booster at 24 months and DTaP/IPV/Hib (primary) at 5 years coverage across all vaccines has decreased.

Summary (2)

School-based Immunisation Programmes

Vaccination programmes offered in schools have consistently achieved high coverage. During the 2019-20 academic year all educational settings were closed from 23 March 2020 with delivery of 2019-20 school immunisation programmes paused, in line with UK Government guidance for the COVID-19 pandemic. This resulted in a decline in some of the programmes during 2019-20 and also in 2020-21. Catch up of the school based vaccination programmes is continuing across Northern Ireland.

Summary (3)

School-based Immunisation Programmes

- Coverage of 1 dose of HPV vaccine for females by end of year 9 in Northern Ireland was 67.0%, a decrease from 2019-20 (84.3%). Coverage of 1 dose of HPV vaccine for males by end of year 9 was 60.7%. Combined coverage for 1 dose of HPV vaccine for both males and females was 63.8% compared with 81.5% in 2019-20.
- Coverage of a complete HPV course by the end of year 9 for females was 2.9% and 3.1% for males.
- Coverage of 1 dose of HPV vaccine for females by end of year 10 was 86.8%, a decrease from 2019-20 (87.9%). Coverage of 1 dose of HPV vaccine for males by end of year 9 was 82.5%. Combined coverage for 1 dose of HPV vaccine for both males and females was 84.6%.
- Coverage of a complete HPV course by the end of year 10 in females was 56.4% compared with 82.1% in 2019-20. Coverage in males was 51.6% and combined coverage (females and males) was 53.9%.
- By the end of year 12, 94.6% of young people had received two doses of MMR vaccine, 76.5% had received a booster of Td/IPV vaccine and 78.2% had received the meningococcal ACWY vaccine.

Summary (4)

Adult Immunisation Programmes

- Coverage of pertussis vaccine in pregnancy for the financial year 2020-21 was 69.2% in Northern Ireland, a slight decrease from 69.7% in 2019-20.
- Uptake of shingles vaccine was 44.0% for the routine cohort (70 year olds) and 39.7% for the catch-up cohort (78 year olds).
- Uptake of PPV vaccine in individuals 65 years and over was 28.4% for those that received the vaccine during 2020-21 only.

Uptake and Coverage in Childhood Immunisation Programmes

Immunisations up to 12 months of age

Coverage of primary immunisations at 12 months of age in Northern Ireland remain higher than the national (UK) and England but have continued to fall below Scotland and Wales. Coverage of DTaP/IPV/Hib/HepB(6-in-1), MenB and rotavirus are all below the 95% target (Figures 1 & 2, Table 1).

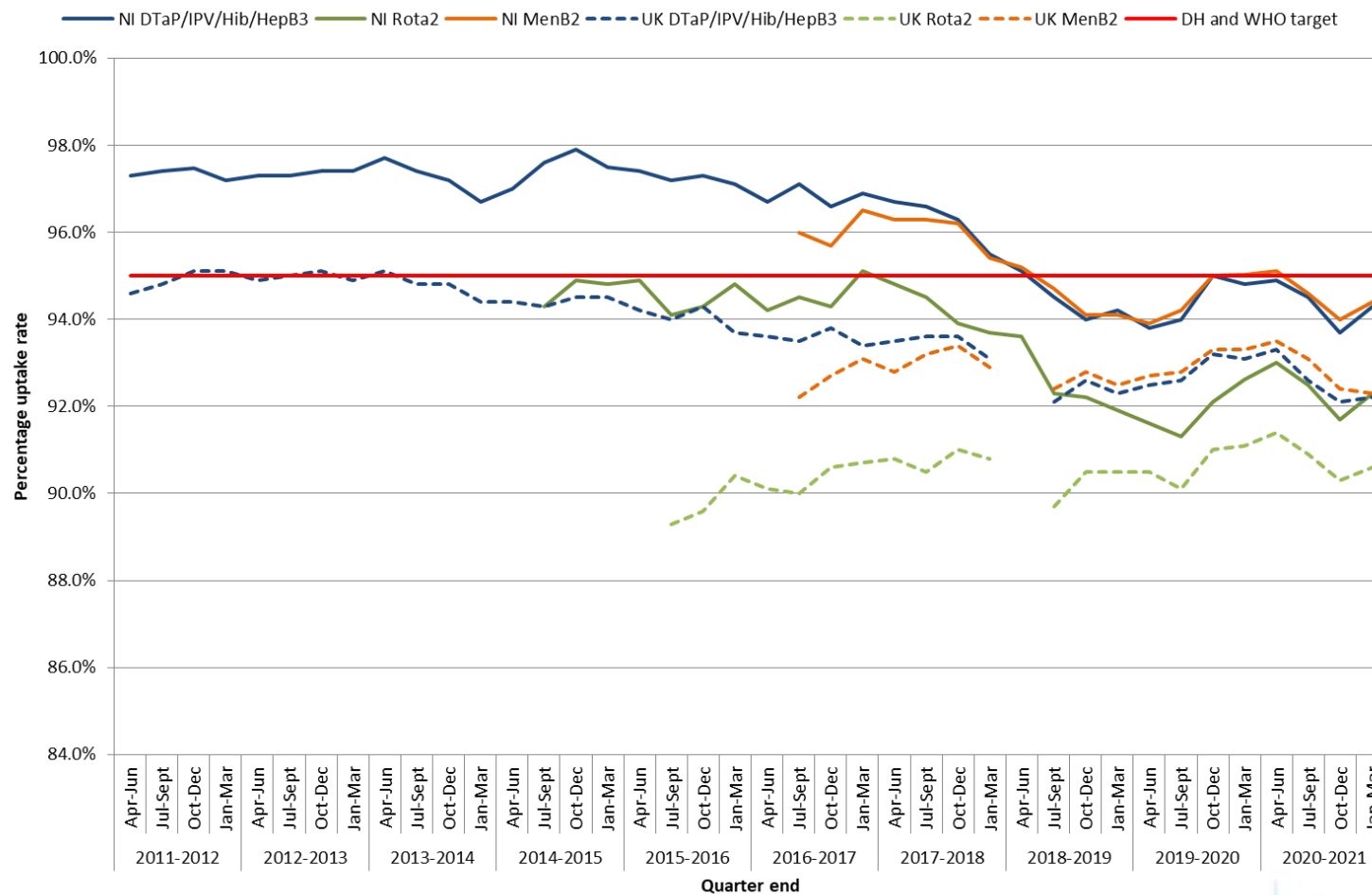
In 2020-21, 94.5% of children completed their primary course of three doses of DTaP/IPV/Hib/HepB at 12 months. This compares with coverage of 94.4% in 2019-20.

Table 1. Completed primary immunisations by 12 months of age, 2020-2021, Northern Ireland and UK

Area	% Coverage at 12 months		
	DTaP/IPV/Hib/HepB	Rota	MenB
Belfast	90.3%	89.1%	90.3%
South Eastern	93.6%	92.0%	93.9%
Northern	96.3%	94.4%	96.3%
Southern	95.8%	93.6%	95.9%
Western	96.0%	92.3%	96.0%
NI Total	94.5%	92.5%	94.6%
England	92.0%	90.2%	92.1%
Scotland	96.5%	94.2%	96.3%
Wales	95.6%	93.8%	95.4%
UK	92.6%	90.7%	92.6%

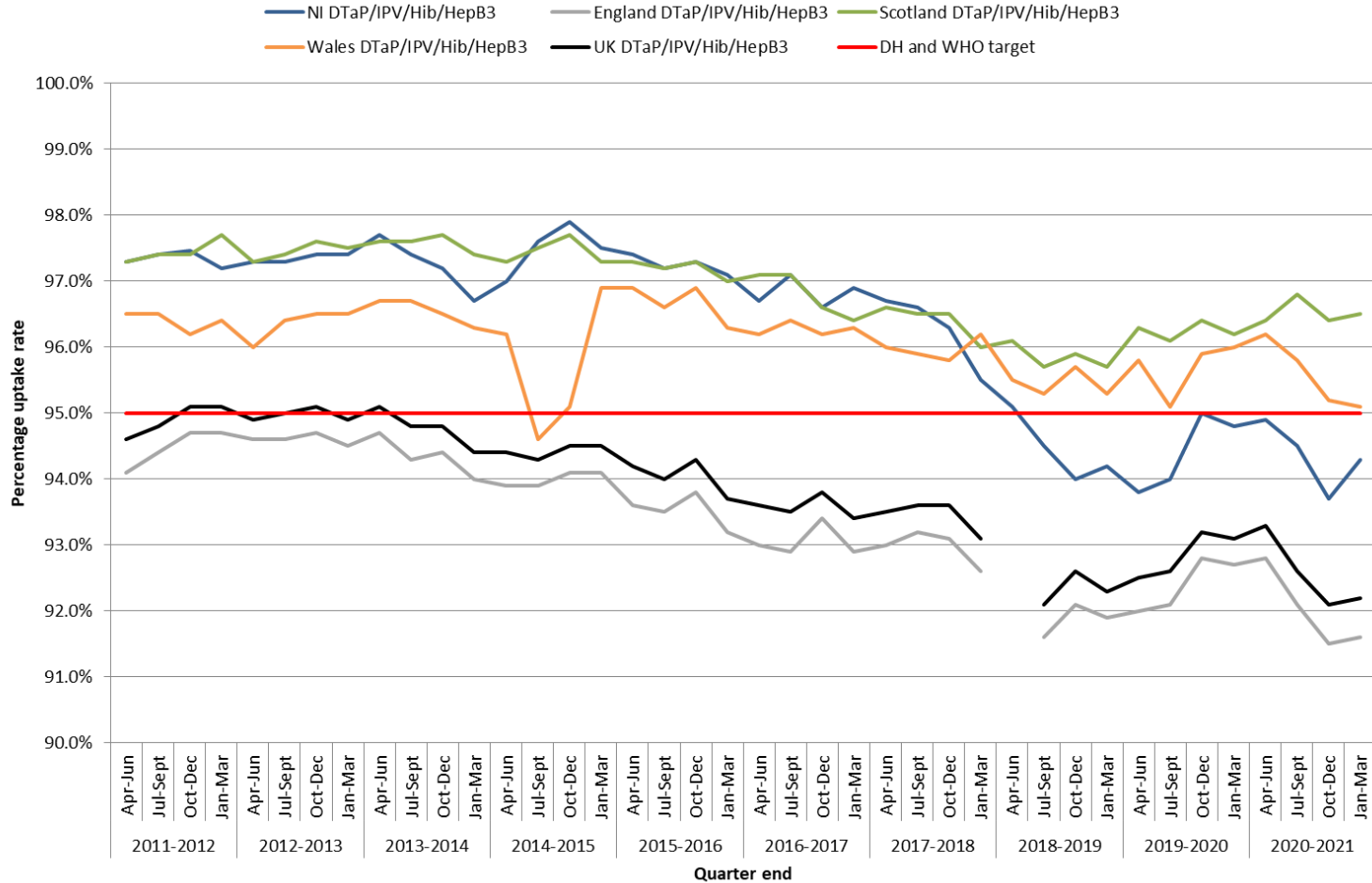
Source: Quarterly COVER returns (Northern Ireland Child Health System and PHE)

Figure 1. DTaP/IPV/Hib/HepB, Rota & MenB vaccination uptake rates at 12 months of age, April 2011 – March 2021, Northern Ireland and UK



Source: Quarterly COVER returns (Northern Ireland Child Health System and PHE)

Figure 2. DTaP/IPV/Hib/HepB, vaccination uptake rates at 12 months of age, April 2011 – March 2021, Northern Ireland and UK



Source: Quarterly COVER returns (Northern Ireland Child Health System and PHE)

Immunisations up to 24 months of age

In 2020-21, coverage of primary immunisations for DTaP/IPV/Hib/HepB for children in the 24 month cohort reached the 95% target with the other immunisations below the 95% target.

Uptake remains higher than the national (UK) and England but, again, has fallen just below Scotland and Wales.

Coverage of DTaP/IPV/Hib/HepB remained the same as last year; coverage of PCV booster, Hib/MenC booster and MMR1 decreased by 0.2 - 0.3%; MenB booster uptake increased by 0.3%.

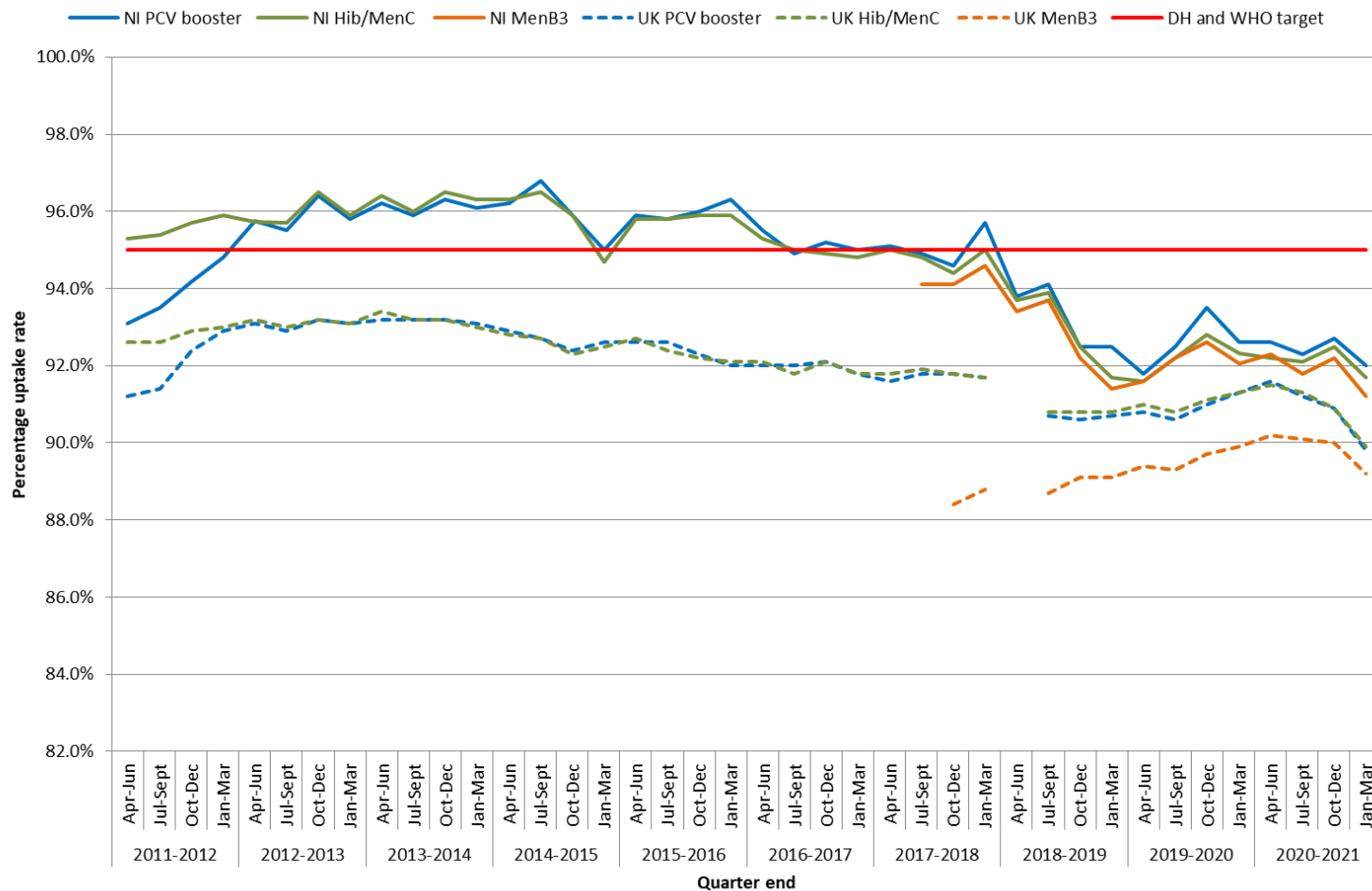
There is variation of coverage by LCG area of residence, with lower coverage reported in Belfast LCG across all primary immunisations (Table 2).

Table 2. Completed primary immunisations by 24 months of age, 2020-2021, Northern Ireland and UK

Area	% Coverage at 24 months				
	DTaP/IPV/Hib/HepB	PCV booster	Hib/MenC booster	MenB booster	MMR1
Belfast	92.9%	86.2%	85.6%	85.4%	86.1%
South Eastern	96.1%	92.6%	92.1%	92.2%	92.1%
Northern	96.7%	94.3%	94.1%	94.0%	93.8%
Southern	96.3%	93.4%	93.1%	92.8%	93.3%
Western	96.9%	94.2%	93.9%	93.7%	93.6%
NI Total	95.8%	92.3%	91.9%	91.8%	91.9%
England	93.8%	90.1%	90.2%	89.0%	90.3%
Scotland	97.3%	95.1%	95.0%	94.5%	94.9%
Wales	96.8%	94.8%	94.4%	94.3%	94.8%
UK	94.3%	90.7%	90.7%	89.7%	90.9%

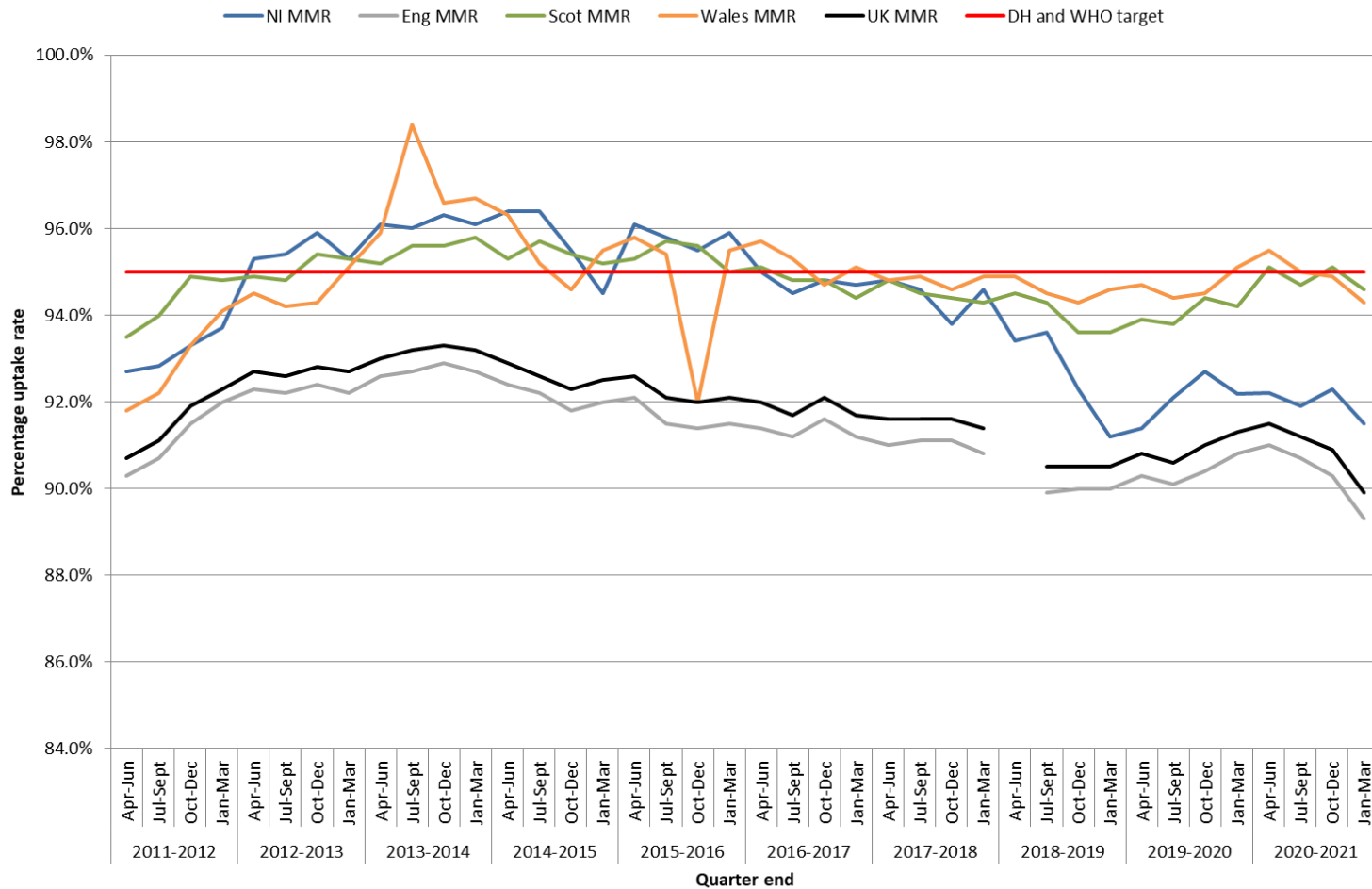
Source: Quarterly COVER returns (Northern Ireland Child Health System and PHE)

Figure 3. Hib/MenC, PCV & MenB vaccination uptake rates at 24 months of age, April 2011 – March 2021, Northern Ireland and UK



Source: Quarterly COVER returns (Northern Ireland Child Health System and PHE)

Figure 4. MMR vaccination uptake rate at 24 Months of age, April 2011 – March 2021, Northern Ireland and UK



Source: Quarterly COVER returns (Northern Ireland Child Health System and PHE)

Immunisations up to five years of age

In 2020-21, coverage for the 5-in-1 vaccine at 5 years was 97.1%, MMR1 96.0% and Hib/MenC booster 95.3%, meeting the national target.

Coverage of the DTaP/IPV booster has decreased to 90.7% and for second MMR has decreased to 90.0%.

Uptake remains higher than the national (UK) and England but, again, has fallen just below Scotland and Wales.

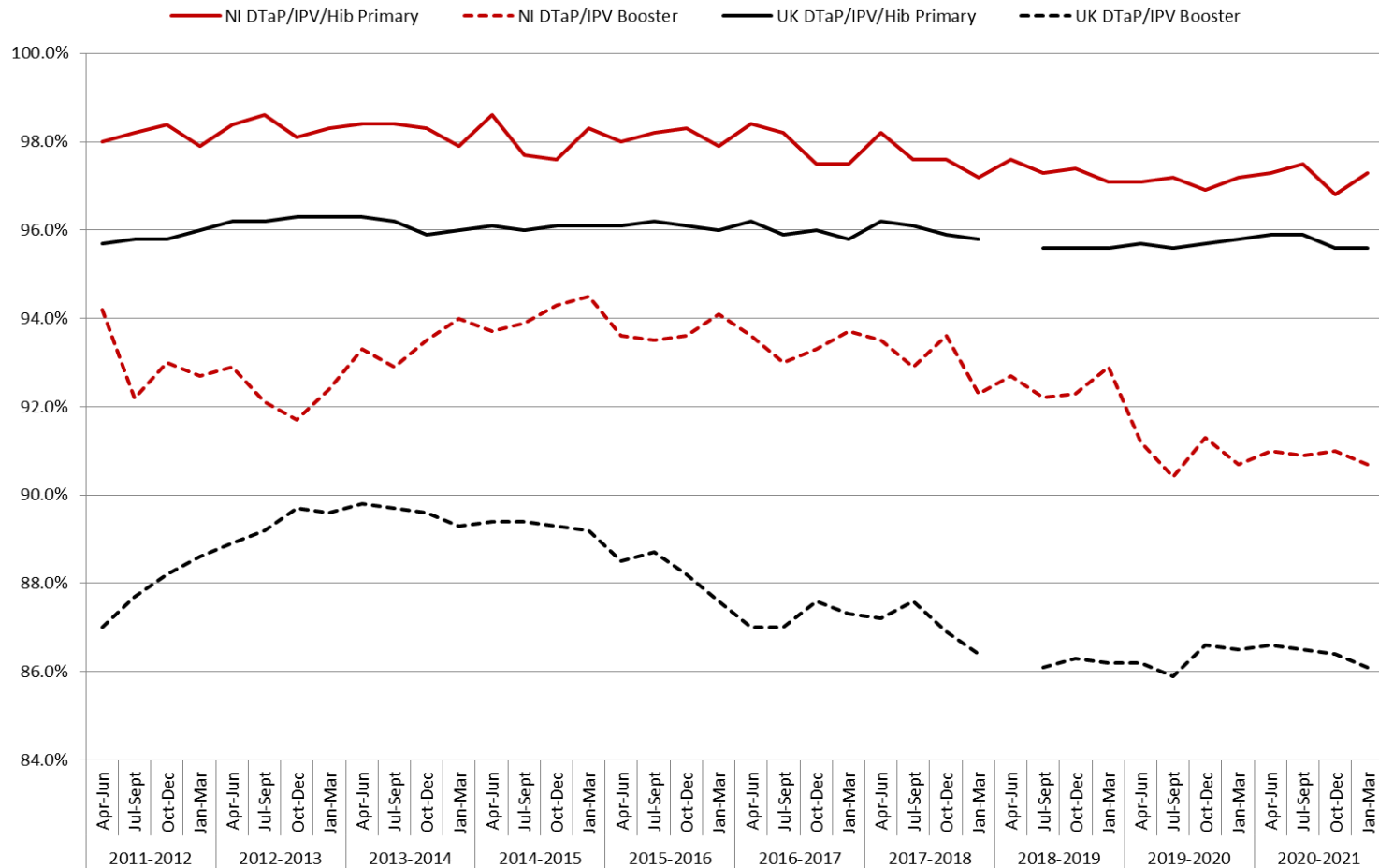
With the exception of the 5-in-1 vaccine all vaccines at 5 years have decreased compared with last year.

Table 3. Completed primary immunisations and boosters by 5 years of age, 2020-2021, Northern Ireland and UK

Area	% Coverage at 5 years				
	DTaP/IPV/Hib primary	DTaP/IPV booster	MMR1	MMR2	Hib/MenC booster
Belfast	94.7%	81.9%	93.6%	81.6%	91.6%
South Eastern	97.2%	92.2%	96.3%	91.7%	95.4%
Northern	98.2%	93.5%	97.0%	92.7%	96.9%
Southern	96.8%	91.5%	95.7%	90.7%	95.3%
Western	98.4%	93.3%	97.2%	92.4%	97.0%
NI Total	97.1%	90.7%	96.0%	90.0%	95.3%
England	95.2%	85.3%	94.3%	86.6%	92.3%
Scotland	97.9%	92.8%	96.6%	92.3%	96.0%
Wales	97.0%	92.9%	96.6%	92.2%	95.2%
UK	95.6%	86.4%	94.6%	87.4%	92.8%

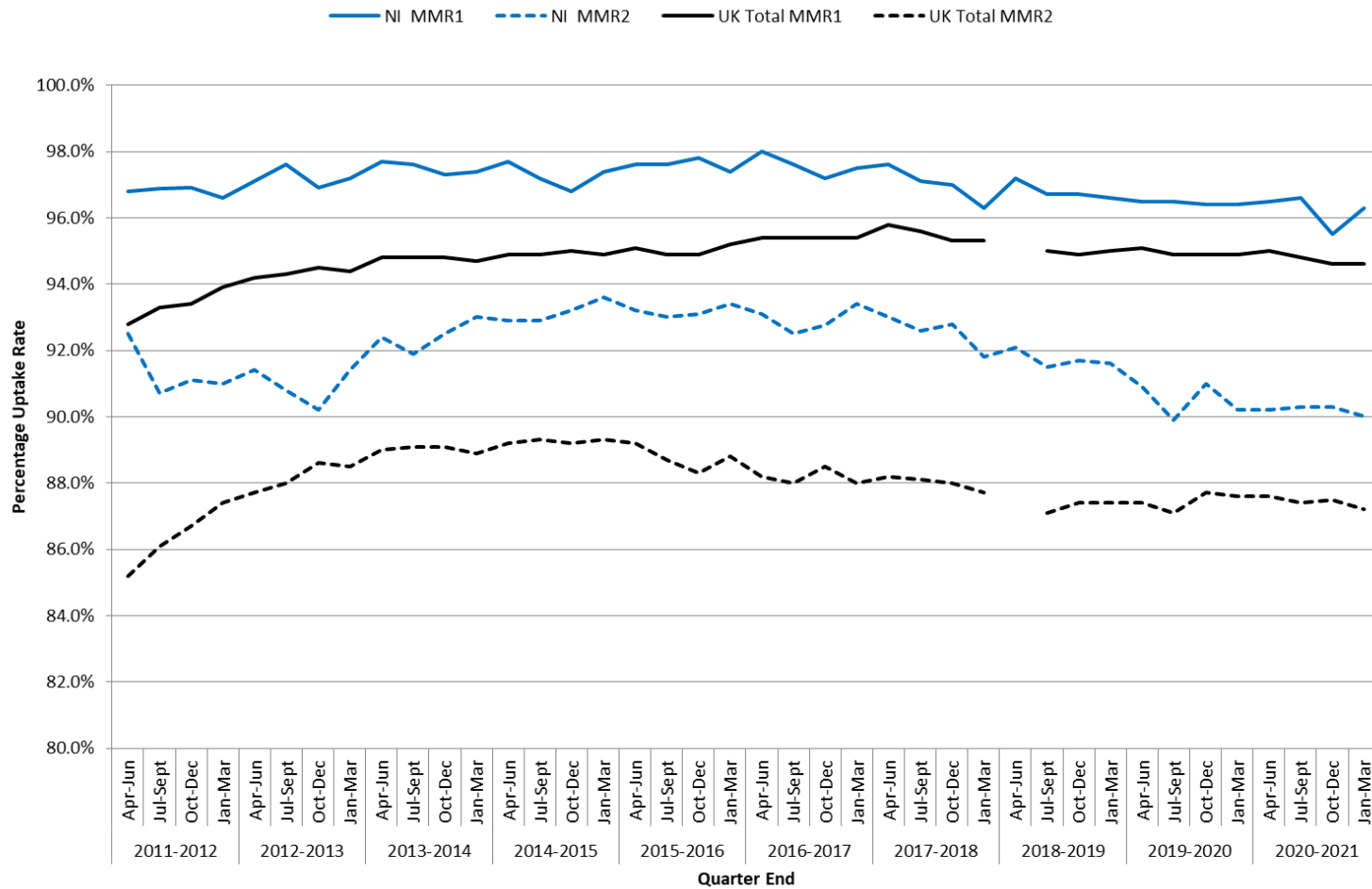
Source: Quarterly COVER returns (Northern Ireland Child Health System and PHE)

Figure 5. DTaP/IPV/Hib Primary & Booster vaccination uptake rates at 5 years of age, April 2011 – March 2021, Northern Ireland and UK



Source: Quarterly COVER returns (Northern Ireland Child Health System and PHE)

Figure 6. MMR vaccination uptake rates at 5 years of age, April 2011 – March 2021, Northern Ireland and UK



Source: Quarterly COVER returns (Northern Ireland Child Health System and PHE)

Uptake and Coverage of School-based Immunisation Programmes

Human Papilloma Virus (HPV)

From September 2019 the HPV vaccination programme was extended to males aged 12-13 years old. Evidence is now clear that the HPV vaccine is effective in protecting both males and females from HPV-related cancers. An article published in the Lancet¹ on 3 November 2021 showed how the HPV vaccine dramatically reduced cervical cancer rates by almost 90% in women in their 20s who were offered it at age 12 to 13. Highlighting that the UK HPV vaccine programme is working and is saving lives.

Due to the COVID-19 pandemic, all education settings were closed from 23 March 2020 and delivery of 2019-20 immunisation programmes was paused, in line with UK Government COVID-19 guidance. This has had a significant impact on coverage of the HPV vaccination programme in 2019-20 and has also impacted on 2020-21 as vaccine catch up continues across Northern Ireland. During the 2020-21 academic year priority was placed on ensuring that Year 9 and Year 10 students received their first dose of HPV vaccine and this is reflected in the low full course (2 dose) coverage.

¹[The effects of the national HPV vaccination programme in England, UK, on cervical cancer and grade 3 cervical intraepithelial neoplasia incidence: a register-based observational study - The Lancet](#)

Table 4a. HPV vaccine coverage for 1 dose, Year 9 females and males, 2019-2021, Northern Ireland

Area where school registered	Year 9 females		Year 9 males		Year 9 Total (females and males)		
	2019-20	2020-21	2019-20	2020-21	2019-20	2020-21	Difference between 2019-20 / 2020-21
Belfast	85.9%	65.3%	81.2%	61.7%	83.5%	63.5%	-20.0
South Eastern	84.9%	40.8%	78.3%	32.9%	81.4%	36.7%	-44.7
Northern	84.2%	70.5%	77.9%	63.6%	81.0%	67.0%	-14.0
Southern	83.3%	74.4%	78.6%	68.0%	80.8%	71.1%	-9.7
Western	82.9%	79.8%	78.1%	72.8%	80.4%	76.2%	-4.2
NI Total	84.3%	67.0%	78.9%	60.7%	81.5%	63.8%	-17.7

Source: Northern Ireland Child Health System

In 2020-21, Northern Ireland coverage of 1 dose of HPV vaccine for males and females (combined) in Year 9 was 63.8% a 17.7 percentage point decrease when compared with 2019-20 (81.5%).

Each area seen a decrease in coverage during 2020-21, with the South Eastern area having the lowest coverage (36.7%) while the Western area had the highest coverage in both males and females (Table 4a).

Coverage of 2 doses of HPV (full course) in Northern Ireland was 2.9% for Year 9 females and 3.1% for males in 2020-21 (Table 5 and Figure 7). The Southern area had the highest coverage for both males and females; 11.7% and 12.6% respectively.

Table 4b. HPV vaccine coverage for 1 dose and full course, Year 10 females and males, 2020-2021, Northern Ireland

Area where school registered	Year 10 females		Year 10 males		Year 10 Total (females and males)	
	1 dose	2 doses (full course)	1 dose	2 doses (full course)	1 dose	2 doses (full course)
Belfast	87.9%	62.4%	83.6%	55.1%	85.7%	58.7%
South Eastern	86.8%	74.6%	80.8%	67.1%	83.6%	70.6%
Northern	88.9%	83.1%	85.5%	77.9%	87.2%	80.4%
Southern	83.4%	51.6%	79.0%	49.1%	81.1%	50.3%
Western	87.2%	0.8%	83.8%	0.5%	85.4%	0.6%
NI Total	86.8%	56.4%	82.5%	51.6%	84.6%	53.9%

Source: Northern Ireland Child Health System

Note: First year of reporting Year 10 males and combined (male and female) coverage

In 2020-21, Northern Ireland coverage of 1 dose of HPV vaccine for females in Year 10 was 86.8% a slight decrease when compared with 2019-20 (87.9%). Coverage was highest in the Northern area (88.9%).

Coverage of 1 dose in Year 10 males was 82.5% in 2020-21, 4.3 percentage points less than female coverage. Combined (male and female) Year 10 coverage was 84.6%.

Northern Ireland coverage for a completed course of HPV in 2020-21 was 56.4% for Year 10 females compared to 82.1% in 2019-20 (Table 5). Coverage for full course in Year 10 males was 51.6%. Combined (male and female) Year 10 full course coverage was 53.9%.

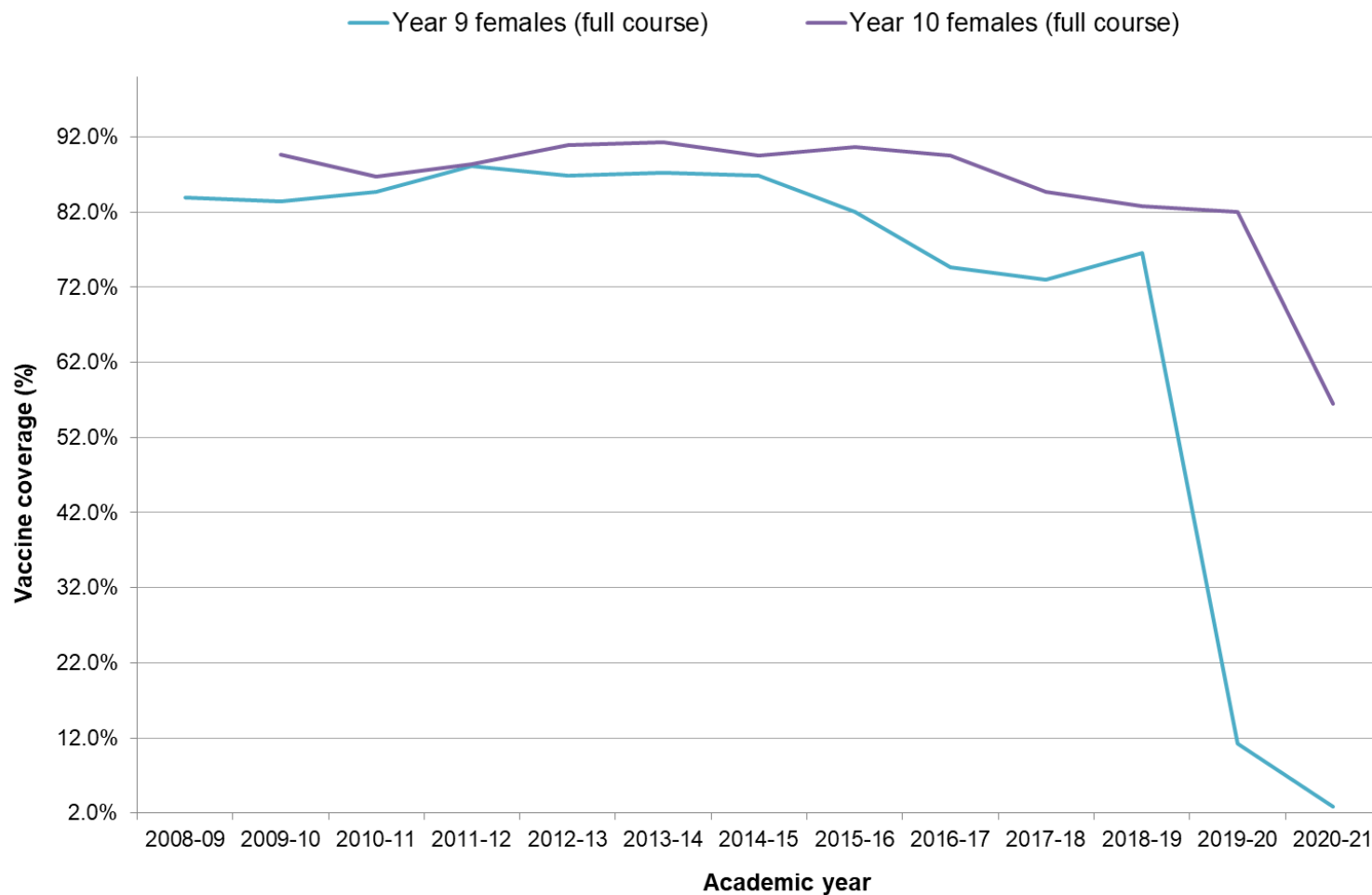
The Northern area had the highest coverage for both 1 and 2 dose coverage. The Western area had the lowest full course coverage.

Table 5. HPV vaccine coverage, Year 9 and 10 females and males completing full course, 2008-2021, Northern Ireland

Academic Year	Females		Males		Combined (females and males)	
	Year 9	Year 10	Year 9	Year 10	Year 9	Year 10
2008-2009	83.9%					
2009-2010	83.4%	89.7%				
2010-2011	84.7%	86.8%				
2011-2012	88.1%	88.4%				
2012-2013	86.8%	90.9%				
2013-2014	87.2%	91.3%				
2014-2015	86.8%	89.5%				
2015-2016	82.0%	90.7%				
2016-2017	74.6%	89.6%				
2017-2018	73.1%	84.7%				
2018-2019	76.6%	82.8%				
2019-2020	11.2%	82.1%	10.6%		10.9%	
2020-2021	2.9%	56.4%	3.1%	51.6%	3.0%	53.9%

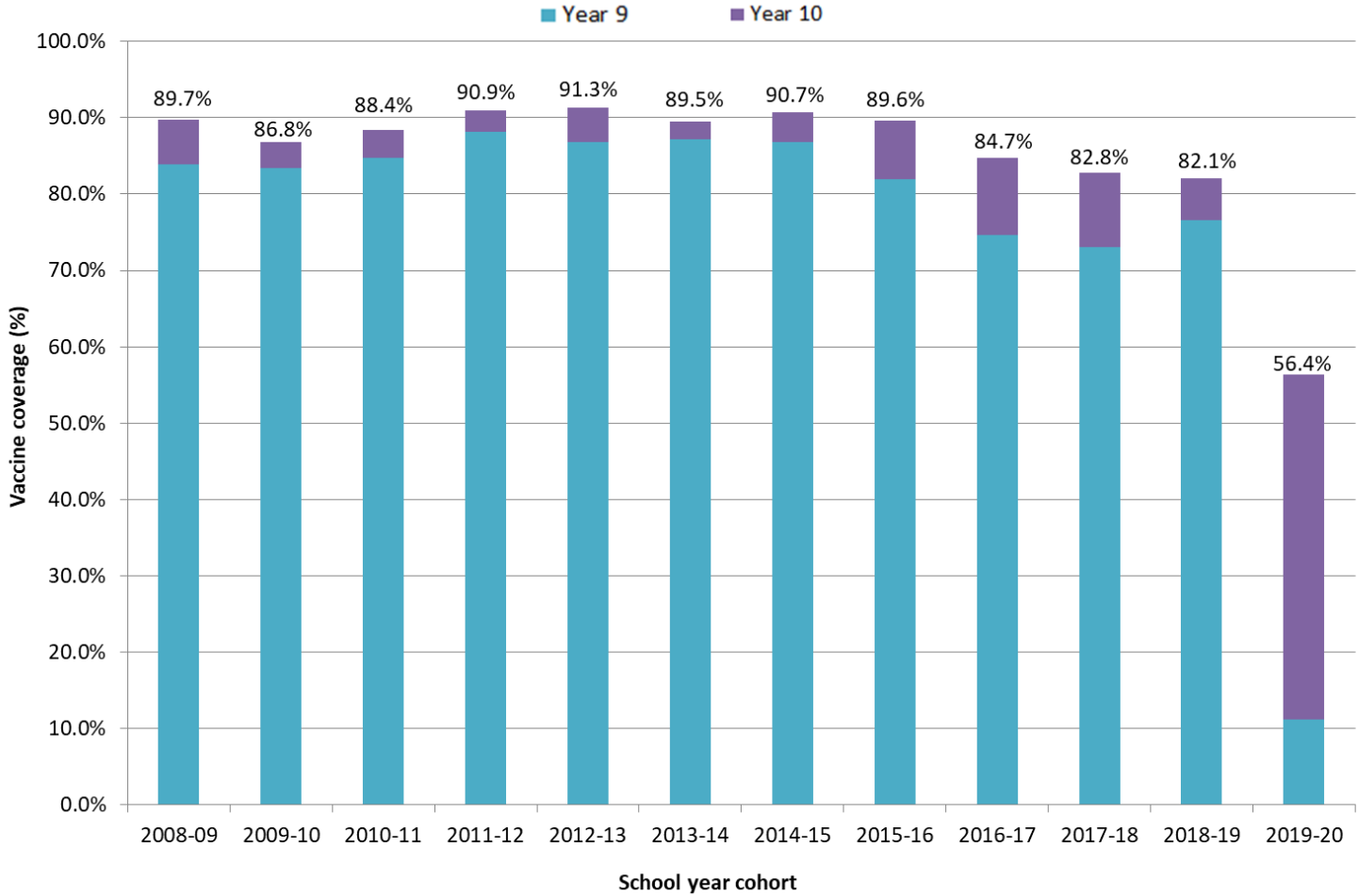
Source: Northern Ireland Child Health System

Figure 7. HPV vaccine coverage, Year 9 and 10 females completing full course, 2008-2021, Northern Ireland



Source: Northern Ireland Child Health System

Figure 8. HPV vaccine coverage by school year female cohort (2008-2020) completing full course in Year 9 and Year 10, Northern Ireland



Source: Northern Ireland Child Health System

Meningococcal ACWY Vaccine

In 2020-21, 78.2% of young people in Northern Ireland had received the Men ACWY vaccine by the end of Year 12, a decrease of 3.9 percentage points from the previous year.

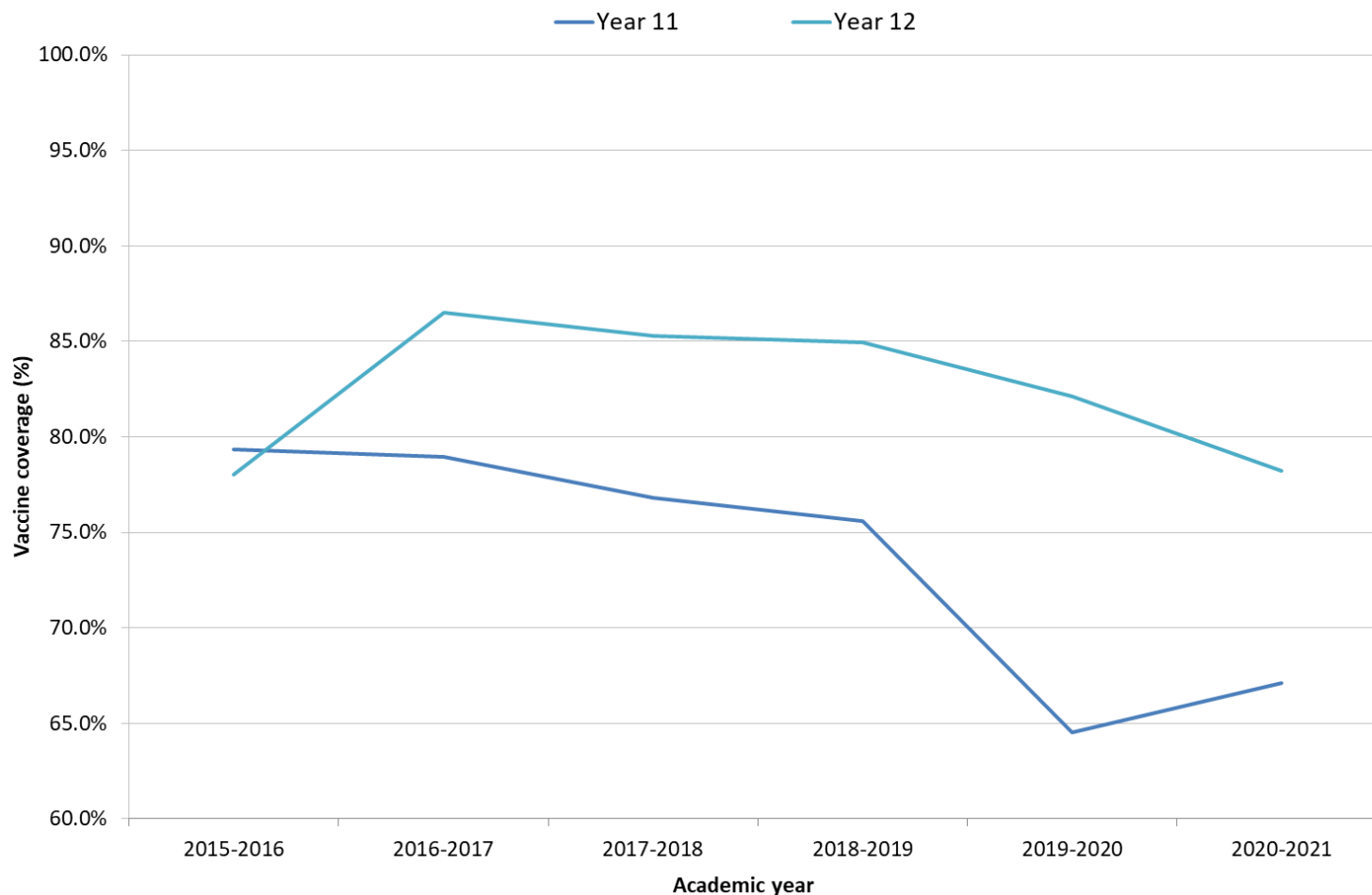
All areas have seen a decrease in coverage in Year 12 when compared with 2019-20, with the Belfast area having the largest decrease of 7.4 percentage points.

Vaccination coverage by end of Year 11 was 67.1% an increase of 2.6 percentage points compared with 2019-20 when a steep decline was observed (Table 6 and Figure 9).

Table 6. Annual Meningococcal ACWY vaccine coverage, 2018-2021, Northern Ireland

Area where school registered	Year 11 % vaccinated				Year 12 % vaccinated			
	2018-19	2019-20	2020-21	Difference between 2019-20 / 2020-21	2018-19	2019-20	2020-21	Difference between 2019-20 / 2020-21
Belfast	79.3%	69.7%	74.4%	4.7	84.5%	84.1%	76.7%	-7.4
South Eastern	66.8%	67.2%	54.9%	-12.3	81.7%	75.9%	73.5%	-2.4
Northern	78.6%	56.9%	67.0%	10.1	86.2%	85.2%	78.8%	-6.4
Southern	76.7%	67.4%	69.9%	2.5	87.5%	82.9%	81.6%	-1.3
Western	72.8%	61.9%	65.0%	3.1	83.3%	79.5%	79.0%	-0.5
NI Total	75.6%	64.5%	67.1%	2.6	84.9%	82.1%	78.2%	-3.9

Figure 9. Men ACWY vaccine coverage, Year 11 and Year 12 , 2015-2021, Northern Ireland



Source: Northern Ireland Child Health System

Diphtheria, Tetanus and Polio Booster

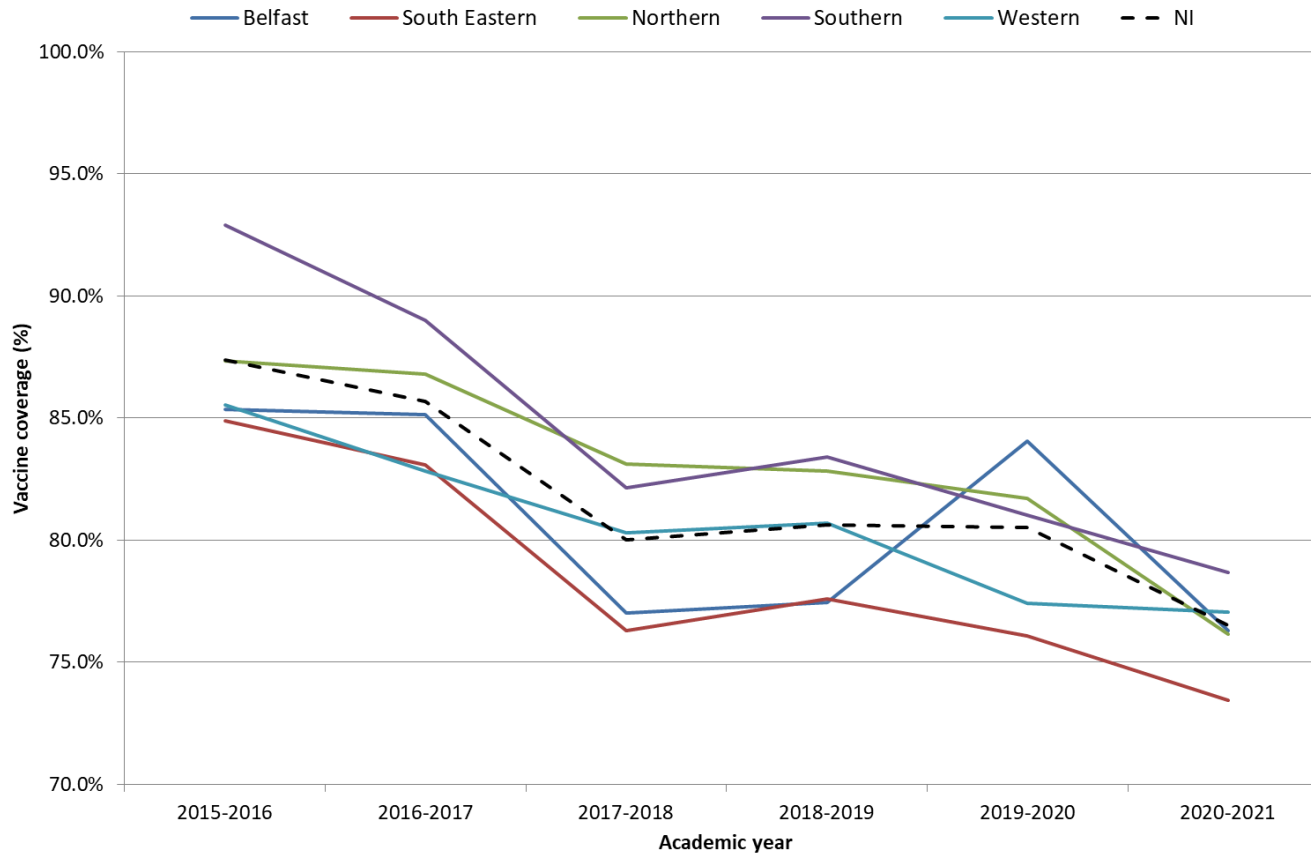
In 2020-21, 76.5% of young people in Northern Ireland had received the completed course of diphtheria, tetanus and polio containing vaccines by the end of Year 12, a decrease of 4.0 percentage points when compared with 2019-20 (80.5%).

Vaccination coverage by end of Year 11 was 66.0% an increase of 2.6 percentage points compared with 2019-20 (63.4%) when a steep decline was observed. The lowest coverage was observed in the South Eastern area for both Year 11 and 12 (Table 7 and Figure 10).

Table 7. Annual school leaver booster vaccine coverage, 2018-2021, Northern Ireland

Area where school registered	Year 11 % vaccinated				Year 12 % vaccinated			
	2018-19	2019-20	2020-21	Difference between 2019-20 / 2020-21	2018-19	2019-20	2020-21	Difference between 2019-20 / 2020-21
Belfast	73.6%	69.5%	74.2%	-4.7	77.5%	84.1%	76.3%	-7.8
South Eastern	64.2%	67.0%	54.7%	-12.3	77.6%	76.1%	73.4%	-2.7
Northern	75.9%	55.1%	65.2%	-10.1	82.8%	81.7%	76.1%	-5.6
Southern	74.0%	65.8%	68.1%	-2.3	83.4%	81.0%	78.7%	-2.3
Western	71.1%	60.6%	63.8%	-3.2	80.7%	77.4%	77.0%	-0.4
NI Total	72.4%	63.4%	66.0%	2.6	80.6%	80.5%	76.5%	-4.0

Figure 10. School leaver booster vaccine coverage, Year 12, 2015-2021, school area and Northern Ireland



Source: Northern Ireland Child Health System

All areas have seen a decrease in coverage in Year 12 when compared with 2019-20, with the Belfast area having the largest decrease of 7.8 percentage points (Table 7 and Figure 10).

Two Doses of MMR Vaccine

In 2020-21, by the end of Year 12 coverage of two doses of MMR was just under the 95% target. However, the Northern and Western areas reached over 95% but overall, coverage is relatively similar across areas (Table 8).

Table 8. Annual MMR2 vaccine coverage, 2017-2021, Northern Ireland

Area where school registered	Year 12 % vaccinated			
	2017-18	2018-19	2019-20	2020-21
Belfast	93.3%	93.1%	93.4%	92.5%
South Eastern	93.2%	93.8%	94.2%	94.7%
Northern	95.2%	95.2%	95.8%	95.3%
Southern	94.9%	94.6%	95.3%	94.9%
Western	95.1%	94.7%	95.2%	96.0%
NI Total	94.4%	94.3%	94.8%	94.6%

Source: Northern Ireland Child Health System

Uptake and Coverage in Targeted Childhood Immunisation Programmes

Targeted Hepatitis B Immunisation Programme for Babies Born to Hepatitis B Positive Mothers

The number of babies born to hepatitis B positive women is small in Northern Ireland. During the financial year 2020-21 there were 21 babies born with an annual mean of 33 (21-46) babies since 2010-21.

Coverage of hepatitis B vaccine is measured at 12 months and 24 months.

In 2020-21, 82.8% of babies born to hepatitis B positive mothers received five doses of hepatitis B vaccine (either monovalent or hexavalent) by 12 months.

54.3% received six doses by 24 months (Tables 9a & 9b).

Table 9a. Hepatitis B vaccine uptake rates at 12 months of age, 2009-2021, Northern Ireland

	12 month age birth cohort	Vaccination uptake @ 12 months ¹
2009-10	Apr 2008 - Mar 2009	82.8%
2010-11	Apr 2009 - Mar 2010	83.8%
2011-12	Apr 2010 - Mar 2011	93.2%
2012-13	Apr 2011 - Mar 2012	100.0%
2013-14	Apr 2012 - Mar 2013	100.0%
2014-15	Apr 2013 - Mar 2014	100.0%
2015-16	Apr 2014 - Mar 2015	95.7%
2016-17	Apr 2015 - Mar 2016	93.6%
2017-18	Apr 2016 - Mar 2017	100.0%
		Vaccination uptake @ 12 months ²
2018-19*	Apr 2017 - Mar 2018	96.0%
2019-20	Apr 2018 - Mar 2019	82.9%
2020-21	Apr 2019 - Mar 2020	82.8%

¹Total number of children receiving 3 doses of Hep B vaccine before their 1st birthday

²Babies offered 2 monovalent HepB vaccines (at birth and one month) and 3 hexavalent vaccines (at 2, 3 & 4 months)
(Total number of children receiving 5 doses of Hep B vaccine before their 1st birthday)

*Babies in this 12 months age cohort in 2018-19 were the first age cohort to have received HepB-containing vaccine under two different schedules. Those born before 1 August 2017 should have received 3 doses of monovalent vaccine at birth, 1 and 2 months; those born after should have received monovalent vaccine at birth and 1 month, and then 3 doses of hexavalent vaccine at 2, 3 and 4 months of age

Source: Northern Ireland Child Health System

Table 9b. Hepatitis B vaccine uptake rates at 24 months of age, 2009-2021, Northern Ireland

	24 month age birth cohort	Vaccination uptake @ 24 months ³
2009-10	Apr 2007 - Mar 2008	72.3%
2010-11	Apr 2008 - Mar 2009	65.5%
2011-12	Apr 2009 - Mar 2010	75.7%
2012-13	Apr 2010 - Mar 2011	81.8%
2013-14	Apr 2011 - Mar 2012	87.9%
2014-15	Apr 2012 - Mar 2013	93.9%
2015-16	Apr 2013 - Mar 2014	86.5%
2016-17	Apr 2014 - Mar 2015	89.1%
2017-18	Apr 2015 - Mar 2016	87.1%
2018-19	Apr 2016 - Mar 2017	92.0%
		Vaccination uptake @ 24 months ⁴
2019-20**	Apr 2017 - Mar 2018	76.0%
2020-21	Apr 2018 - Mar 2019	54.3%

³Babies offered 4 doses of monovalent HepB vaccine (at birth, 1, 2 and 12 months) (Total number of children receiving **4** doses of Hep B before their 2nd birthday)

⁴Babies offered 3 monovalent HepB vaccines (at birth, one month and 12 months of age) and 3 doses of hexavalent vaccines (at 2, 3 & 4 months) (Total number of children receiving **6** doses of Hep B vaccine before their 2nd birthday)

**Babies in this 24m age cohort in 2019-20 received HepB-containing vaccine under two different schedules. Those born before 1 August 2017 should have received 4 doses of monovalent vaccine at birth, 1, 2 and 12 months; those born after should have received 3 monovalent vaccines at birth, 1 and 12 months of age, and then 3 doses of hexavalent vaccine (at 2, 3 and 4 months)

Source: Northern Ireland Child Health System

Uptake and Coverage in Adult Immunisation Programmes

Shingles Vaccine

Table 10. Eligible cohorts for the Shingles vaccine (age on 1 September of each year)

Programme Year*	Routine Cohort (years)	Catch-up Cohort (years)	Still Eligible (years)
2013-14	70	79	NA
2014-15	70	78, 79	71
2015-16	70	78	71,72,79
2016-17	70	78	71-73, 79
2017-18	70	78	71-74, 79
2018-19	70	78	71-75, 79
2019-20	70	78	71-76, 79
2020-21	70	78	71-77, 79
2021-22	70	Finish	71-79

Source: Apollo® Information System

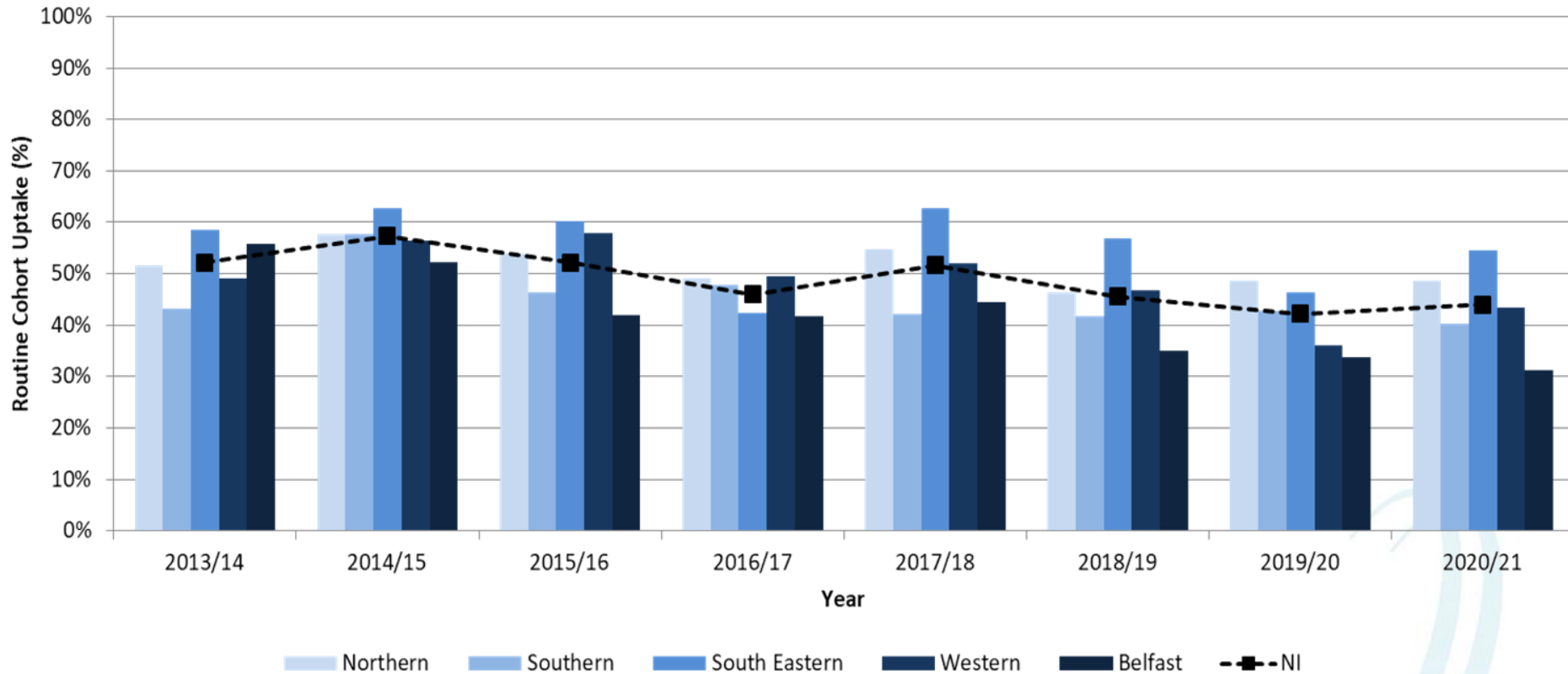
*Programme year runs from 1 September to 31 August, in line with delivery

In 2020-21, regional uptake for the routine cohort (70 year olds) was 44.0%, which is an increase of 1.8% from 2019-20. The average annual uptake since the programme started is 48.9% (42.2% to 57.3%).

In 2020-21, there is variation in uptake across LCG areas of residence, ranging from 54.5% in the South Eastern LCG to 31.1% in Belfast (Figure 11a).

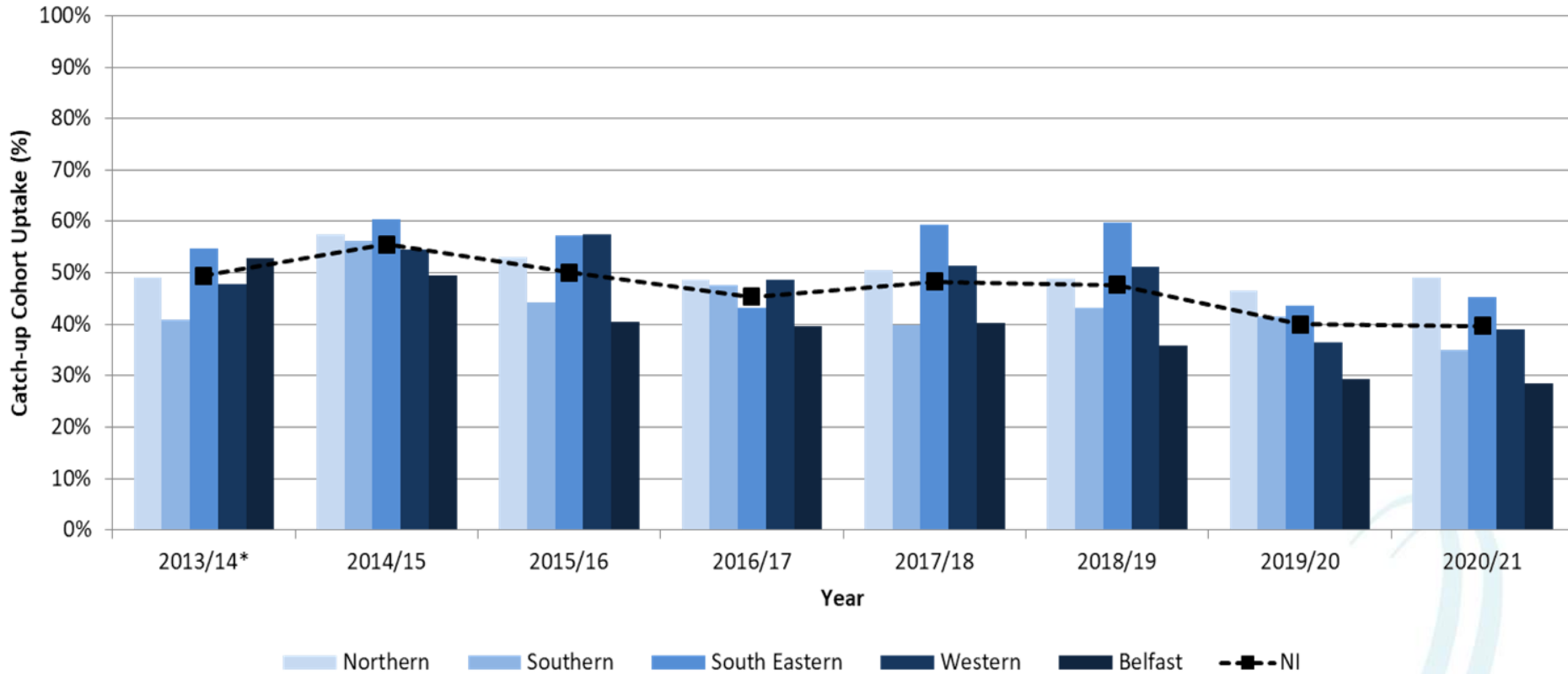
Regional uptake for 78 year olds was lower than the routine cohort at 39.7% and experienced the same degree of decline from 2017-18. The trend across LCG areas is similar to that in the routine cohort, with Belfast experiencing the lowest uptake, whilst Northern has the highest followed by South Eastern. The average annual uptake since the programme started is 47.0% (39.7% to 55.5%).

Figure 11a. Estimated Shingles vaccine uptake for the routine (70 year olds) cohort, 2013-14 to 2020-21, by LCG Area and Northern Ireland



Source: Apollo® Information System

Figure 11b. Estimated Shingles vaccine uptake for the catch-up (78 year olds) cohort, 2013-14 to 2020-21, by LCG Area and Northern Ireland



*Uptake by 79 year olds in 2013/14
Source: Apollo® Information System

Pneumococcal Polysaccharide Vaccine (PPV)

Table 11. Routine and targeted cohorts for the PPV vaccine for each year of the programme

Programme Year	Financial Year*	Routine Cohort	Targeted Cohorts
1	2003-04*	80 years	2 to 64 years
2	2004-05	75 years	2 to 64 years
3	2005-06	65 years	2 to 64 years
4 onwards	2006-07 to 2020-21	65 years	2 to 64 years

*Started August 2003

In 2020-21, 28.4% of GP registered people aged 65 years and older received PPV vaccine within this financial year (Table 12). This is higher than the same proportion of people aged 65 years and older who received the vaccine in the previous financial year.

Table 12. Estimated Pneumococcal Polysaccharide Vaccine (PPV) uptake in people aged 65 years and older, 2016-17 to 2020-21, Northern Ireland

Financial Year	Eligible Population at start of year	No. vaccinated during year	Uptake by end year
2016-17	287,035	60,308	21.0%
2017-18	291,361	68,669	23.6%
2018-19	297,647	69,582	23.4%
2019-20	299,317	77,886	26.0%
2020-21	294,732	83,641	28.4%

Source: Apollo® Information System

Pertussis (Whooping Cough) Vaccine in Pregnant Women

In 2020-21, coverage in Northern Ireland was 69.2% compared to 69.7% in 2019-20. Women resident in South Eastern LCG continue to have the highest coverage (78.2%) compared to the other LCG areas of residence (Table 13).

In comparison coverage in England for 2020-21 was 67.8%.

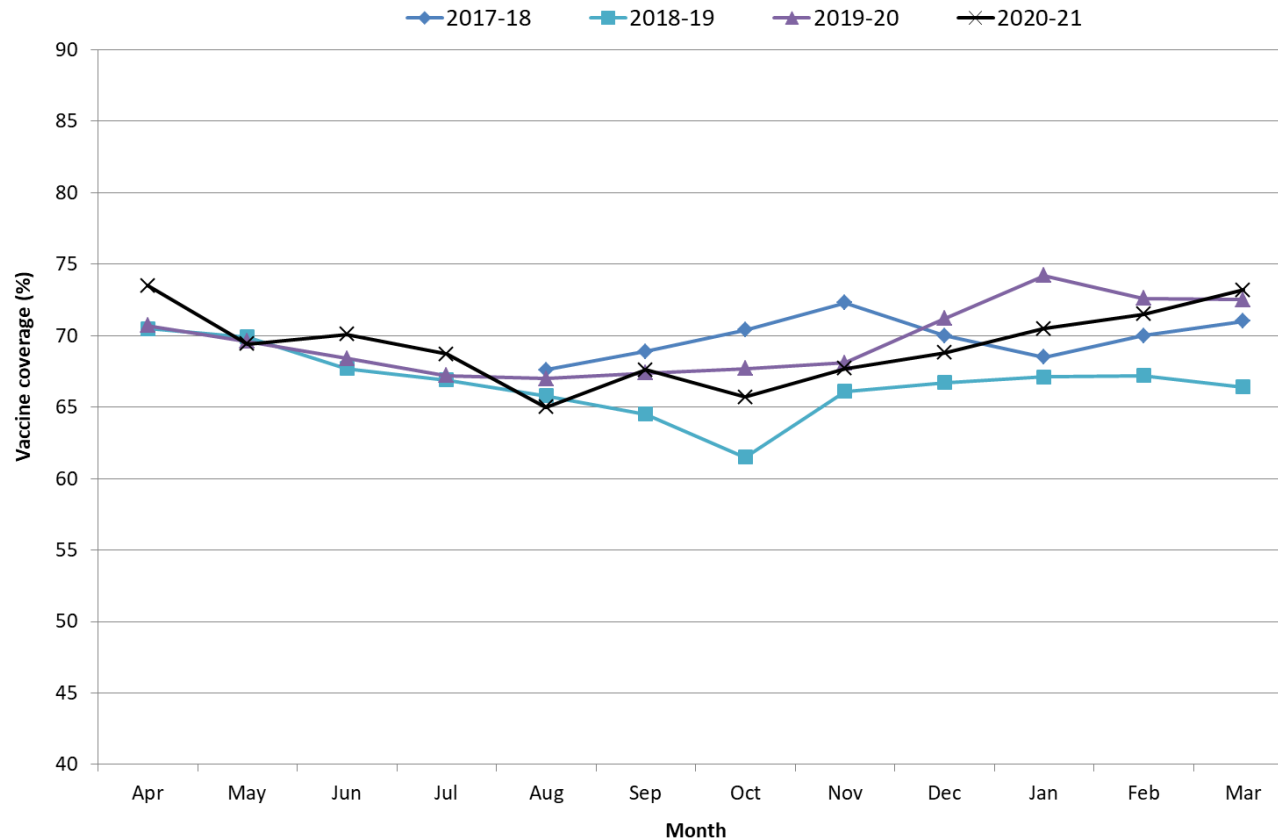
Table 13. Pertussis vaccination coverage (%) in pregnant women, August 2017 – March 2021, Northern Ireland

LCG area of residence	% pregnant women vaccinated DTaP/IPV			
	August 2017 – March 2018	April 2018 – March 2019	April 2019- March 2020	April 2020- March 2021
Belfast	71.0%	65.3%	68.8%	69.8%
South Eastern	78.9%	75.3%	79.5%	78.2%
Northern	66.3%	64.2%	68.4%	69.0%
Southern	67.0%	64.4%	66.9%	64.8%
Western	68.4%	65.9%	66.1%	65.7%
NI Total	69.9%	66.6%	69.7%	69.2%

England pertussis in pregnancy coverage data available at:

https://assets.publishing.service.gov.uk/government/uploads/system/uploads/attachment_data/file/992351/hpr0921_ptssvc_v4.pdf

Figure 12. Monthly pertussis vaccination coverage (%) in pregnant women, August 2017 – March 2021, Northern Ireland



Source: NIMATS

Monthly vaccine coverage shows seasonal fluctuation with highest coverage during the winter months. This coincides with delivery of the seasonal influenza vaccination programme, which also targets pregnant women (Figure 12).

Acknowledgements

The Public Health Agency Health Protection Immunisation Team would like to thank everyone who works so hard across Northern Ireland to ensure that the population is protected against vaccine preventable diseases by maintaining high vaccine coverage. This includes health visitors, school health teams, GPs, practice nurses, treatment room nurses, midwives, paediatricians, pharmacists, Trust occupational health staff, Northern Ireland Child Health teams and the PHA communications team.

We are grateful to all those who contributed to the uptake data in this report including Northern Ireland Child Health System teams, school health teams and Apollo medical service.

Produced by

Dr Jillian Johnston (Consultant in Health Protection), BBV/Immunisation Surveillance and Respiratory Surveillance Teams

Further vaccination coverage data for Northern Ireland is available at:

<https://www.publichealth.hscni.net/directorate-public-health/health-protection/vaccination-coverage>

<http://pha.site/immunisationvaccine-preventable-diseases>