



Department of  
**Agriculture, Environment  
and Rural Affairs**

[www.daera-ni.gov.uk](http://www.daera-ni.gov.uk)



**INVESTOR IN PEOPLE**

# **Northern Ireland**

## **Agricultural Market Report**

### **A National Statistics Publication**

#### **Volume 79 Quarter 4**

#### **( 2016 )**

Enquiries to : William Taylor  
Economics & Evaluations Branch  
Room 817 Dundonald House  
Upper Newtownards Road  
Ballymiscaw  
Belfast BT4 3SB

Telephone (028) 90524640  
Email [aeb.econstats@daera-ni.gov.uk](mailto:aeb.econstats@daera-ni.gov.uk)  
Twitter @ DAERAstats

This report is also available Free of  
Charge on the Department's website -  
[www.daera-ni.gov.uk](http://www.daera-ni.gov.uk)

If you have a hearing difficulty you can contact the  
Department via the textphone on (028) 90524420



National Statistics are produced to professional standards as set out in the National Statistics Code of Practice. They undergo regular quality assurance reviews to ensure that they meet customer needs. They are produced free from any political interference. You can find National Statistics on the Internet - go to [www.statistics.gov.uk](http://www.statistics.gov.uk)

**@ Crown Copyright 2016**

## A National Statistics publication

**1. FINISHED CATTLE (pence per kg deadweight)**

Average deadweight prices from meat plants for EU price reporting purposes.

Week ending: 31 Dec 16

Steers	No.	Price	% change from		Young Bulls	No.	Price	% change from	
			24 Dec 16	02 Jan 16				24 Dec 16	02 Jan 16
U2	94	358.50	+0.6%	+14.3%	U2	40	352.30	+4.8%	+15.4%
U3	214	362.30	+1.0%	+14.6%	U3	41	354.20	+2.1%	+15.4%
U4	55	356.50	+0.7%	+15.9%	R2	28	344.40	-0.7%	+15.4%
R3	475	359.40	+0.6%	+12.9%	R3	42	350.00	+0.8%	+15.3%
R4	191	360.30	+0.5%	+14.6%	O2	92	322.30	+0.2%	+15.6%
O3	446	350.10	+0.7%	+15.3%	O3	50	329.20	+0.1%	+14.3%
O4	169	353.80	+1.3%	+16.2%	All Grades	393	334.40	+2.2%	+15.3%
All Grades	2,061	351.28	+0.7%	+14.6%					
<b>Heifers</b>					<b>Cows</b>				
U2	33	359.20	+0.5%	+11.8%	R3	51	273.40	+0.3%	+13.5%
U3	131	360.90	+0.4%	+12.9%	R4	74	274.40	+0.3%	+11.8%
U4	98	356.40	-0.8%	+13.6%	O2	28	247.60	+1.2%	+14.3%
R2	55	351.80	-0.3%	+11.8%	O3	139	254.00	-0.5%	+13.4%
R3	280	357.90	+0.6%	+12.9%	O4	73	259.40	+0.7%	+15.2%
R4	338	357.40	+0.7%	+13.9%	P2	177	217.80	+1.9%	+21.3%
O2	26	344.00	+1.8%	+12.0%	P3	115	235.20	+0.0%	+15.4%
O3	214	352.50	+1.2%	+14.5%	All Grades	816	239.35	+2.4%	+19.1%
O4	233	354.20	+1.2%	+14.9%					
All Grades	1,521	353.39	+1.0%	+13.6%					

**2. FINISHED CLEAN SHEEP (pence per kg deadweight)**

Week ending: 31 Dec 16

Average deadweight prices from both liveweight &amp; deadweight centres.

Lambs	2,352	358.98	-	+12.9%
Hoggets	-	-	-	-
	2,352	358.98	-	+12.9%

**3. FINISHED CLEAN PIGS (pence per kg deadweight)**

Week ending: 31 Dec 16

Estimated average deadweight prices.

143.38 +0.6% +29.6%

**4. BROILER CHICKENS (pence per kg liveweight)**

Week ending: 31 Dec 16

Average liveweight producer prices from poultry slaughterers.

71.37 +0.7% +3.2%

**5. HAY, STRAW & SILAGE (£ per bale)**

Month:

Nov 16

	Price	% change from			Price	% change from	
		Oct 16	Nov 15			Oct 16	Nov 15
Hay (small square)	2.40	+0.0%	-1.2%	Straw (small square)	1.78	-4.8%	+0.6%
Silage	15.50	+0.0%	+4.2%	Straw (large round)	13.90	-0.7%	+23.6%

## 6. POTATOES (£ per tonne)

Month: Oct 16

Average ex-farm producer prices, including potatoes sold under contract, from a survey of processors & merchants.

	Price	% change from	
		Sep 16	Oct 15
First earlies	-	-	-
Washing Sample	162.80	+3.1%	+6.0%
Processing	140.69	+0.5%	+0.3%
Merchant trade	-	-	-

## 7. CEREALS (£ per tonne)

Delivered price as quoted in AHDB NI Market Report.

	Price	% change from	
		24 Dec 16	02 Jan 16
Wheat	-	-	-
Barley	146.50	-	+14.5%

## 8. BREEDING AND STORE LIVESTOCK (£ per head)

Average producer prices from a panel of livestock marts.

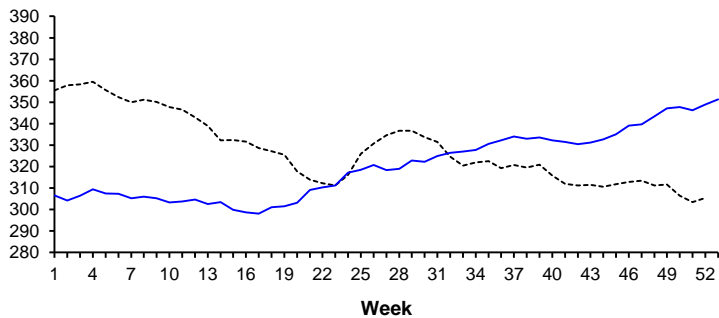
	Number	Price Range	Av. Price	% change from		
				24 Dec 16	02 Jan 16	
<b>STORE CATTLE</b>	Steers:	150-300 kg	-	-	-	-
		300-400 kg	-	-	-	-
		400-500 kg	-	-	-	-
		Over 500 kg	-	-	-	-
	Heifers:	150-300 kg	-	-	-	-
		300-400 kg	-	-	-	-
		400-500 kg	-	-	-	-
		Over 500 kg	-	-	-	-
<b>SUCKLED CALVES</b>	Steers:	Under 200 kg	-	-	-	-
		Over 200 kg	-	-	-	-
	Heifers:	Under 200 kg	-	-	-	-
		Over 200 kg	-	-	-	-
Markets closed for Christmas						
<b>BREEDING CATTLE</b>	Dairy:	Cows/heifers in milk	-	-	-	-
		Cows in calf	-	-	-	-
		Springing heifers	-	-	-	-
	Sucklers:	Cows/heifers & calf at foot	-	-	-	-
		Cows in calf	-	-	-	-
		Springing heifers	-	-	-	-
<b>OTHER CATTLE</b>	Cull cows for slaughter		-	-	-	-
	Dropped calves for rearing		-	-	-	-

<b>BREEDING SHEEP</b>	Ewes/Hoggets:	Blackface/Blackface cross	-	-	-	-
		Other Breeds	-	-	-	-
	Ewe Lambs:	Blackface/Blackface cross	-	-	-	-
		Other Breeds	-	-	-	-
	Ewes/Hoggets with Lamb(s) at Foot:	Blackface/Blackface cross	-	-	-	-
		Other Breeds	-	-	-	-
<b>OTHER SHEEP</b>	Cull Ewes:	Blackface/Blackface cross	-	-	-	-
		Other Breeds	-	-	-	-
	Cull rams	-	-	-	-	
Store lambs	-	-	-	-		

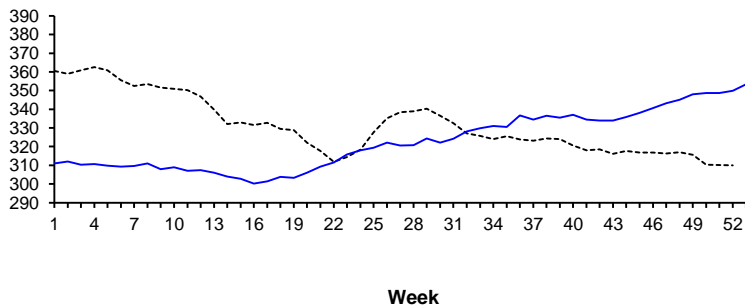
# PRICE TRENDS 2015-2016

----- 2015      ———— 2016

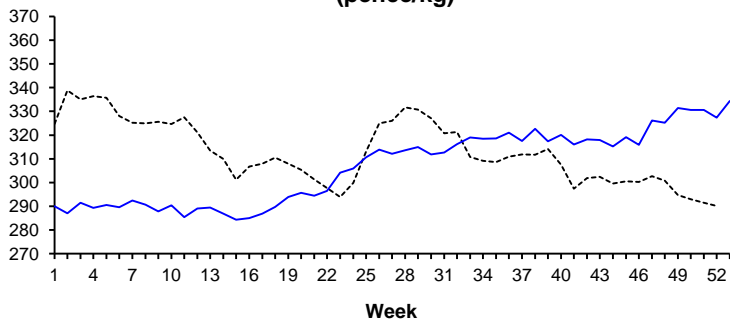
**FINISHED STEERS - Deadweight prices (pence/kg)**



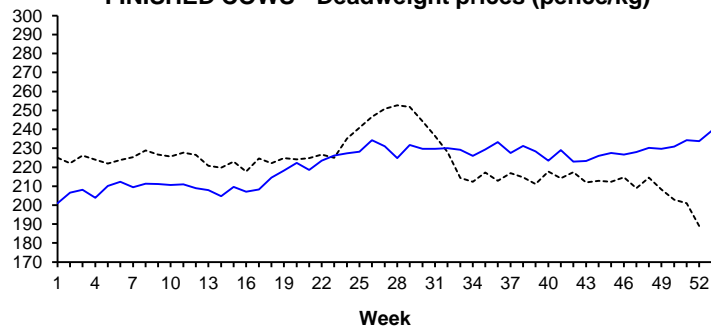
**FINISHED HEIFERS - Deadweight prices (pence/kg)**



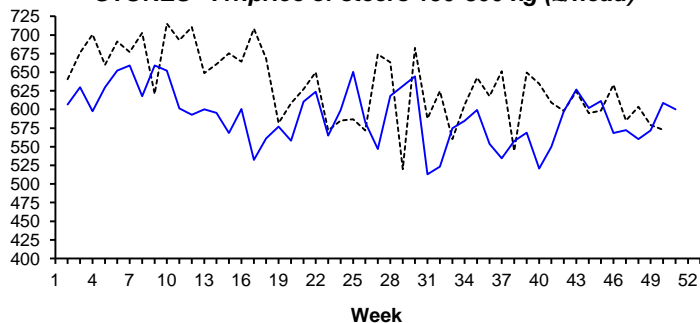
**FINISHED YOUNG BULLS - Deadweight prices (pence/kg)**



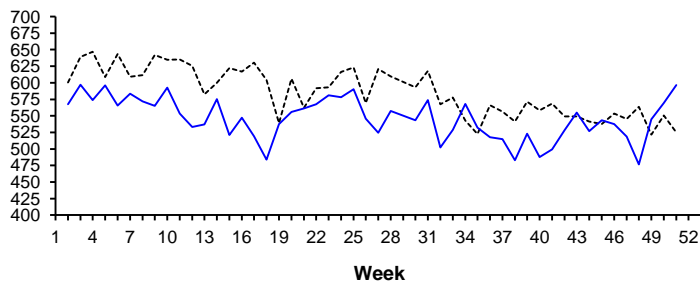
**FINISHED COWS - Deadweight prices (pence/kg)**



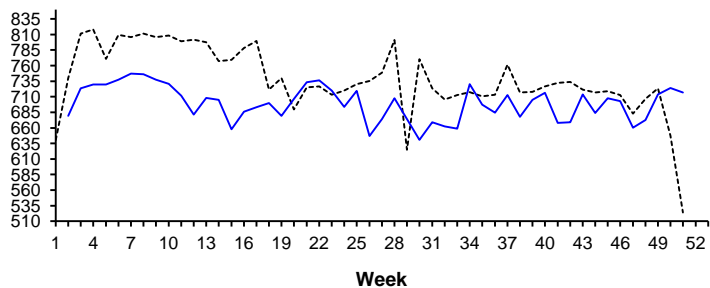
**STORES - Av. price of steers 150-300 kg (£/head)**



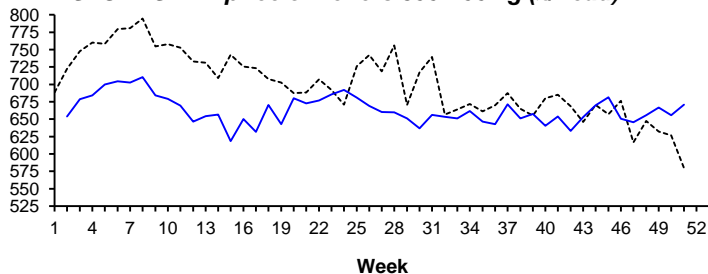
**STORES - Av. price of heifers 150-300 kg (£/head)**



**STORES - Av. price of steers 300-400 kg (£/head)**

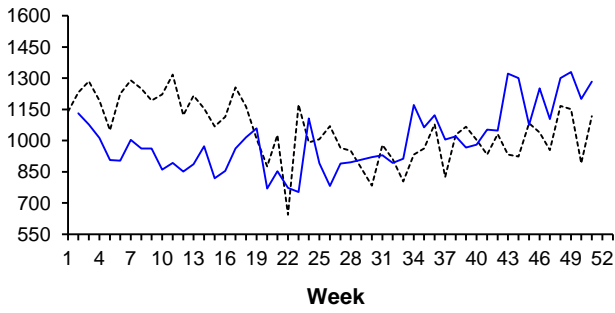


**STORES - Av. price of heifers 300-400 kg (£/head)**

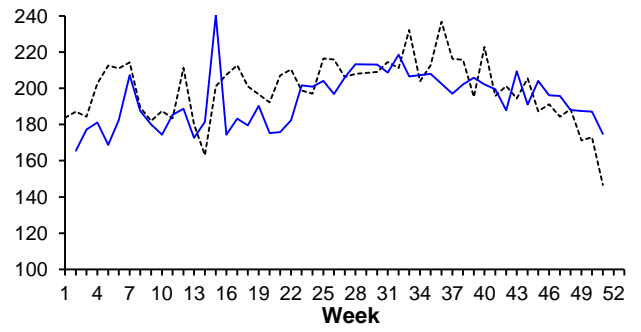


----- 2015      ——— 2016

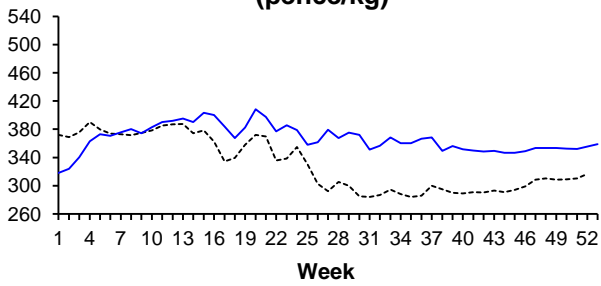
**DAIRY COWS & HEIFERS IN MILK (£/head)**



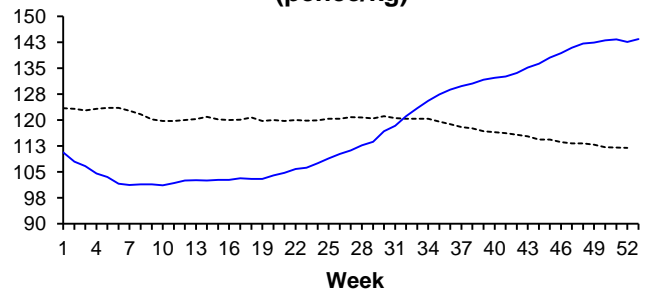
**DROPPED CALVES (£/head)**



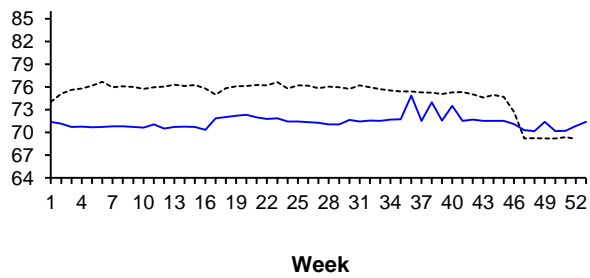
**FINISHED SHEEP - Deadweight price (pence/kg)**



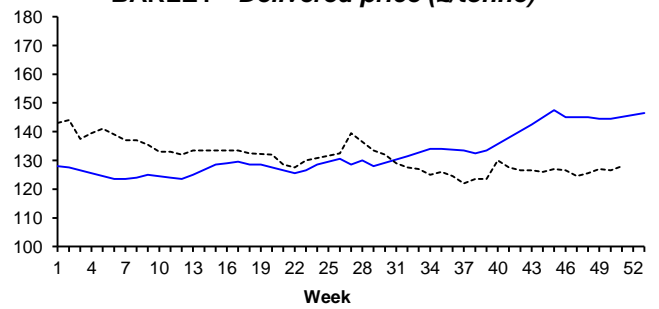
**FINISHED PIGS - Deadweight price (pence/kg)**



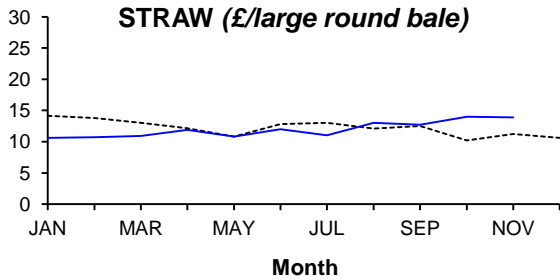
**BROILER CHICKENS - Liveweight price (pence/kg)**



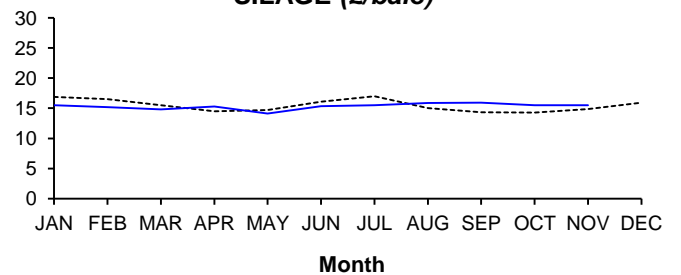
**BARLEY - Delivered price (£/tonne)**



**STRAW (£/large round bale)**



**SILAGE (£/bale)**



Notes : All graphs are based on average prices published in DAERA's weekly Agricultural Market Report.  
All week numbers are based on a calendar year.