



Department of  
**Agriculture, Environment  
and Rural Affairs**  
[www.daera-ni.gov.uk](http://www.daera-ni.gov.uk)



INVESTOR IN PEOPLE

# Northern Ireland

## Agricultural Market Report

### A National Statistics Publication

### Volume 87 Quarter 2

### ( 2024 )

Enquiries to: Paul Keatley  
Economics and Evaluations Branch  
Clare House  
303 Airport Road West  
Belfast  
BT3 9ED

Telephone (028) 90524640  
Email [aeb.econstats@daera-ni.gov.uk](mailto:aeb.econstats@daera-ni.gov.uk)  
This report is also available Free of  
Charge on the Department's website -  
[www.daera-ni.gov.uk](http://www.daera-ni.gov.uk)  
If you have a hearing difficulty you can contact the  
Department via the textphone on (028) 90524420



National Statistics are produced to professional standards as set out in the National Statistics Code of Practice. They undergo regular quality assurance reviews to ensure that they meet customer needs. They are produced free from any political interference. You can find National Statistics on the Internet - go to [www.statistics.gov.uk](http://www.statistics.gov.uk)

**@ Crown Copyright 2024**

## A National Statistics publication

## 1. FINISHED CATTLE (pence per kg deadweight)

Average deadweight prices from meat plants for EU price reporting purposes.

Week ending: 25 May 24

Steers	No.	Price	% change from	
			18 May 24	27 May 23
U2	147	483.60	+0.0%	-2.6%
U3	238	487.10	-0.0%	-2.2%
U4	39	481.50	-0.6%	-2.9%
R3	748	484.80	+0.1%	-1.6%
R4	188	482.50	-0.8%	-2.0%
O3	827	473.90	+0.1%	-1.3%
O4	158	476.30	-0.1%	-0.9%
All Grades	3,191	475.97	+0.1%	-1.5%

## Heifers

U2	48	483.90	-0.9%	-2.3%
U3	199	487.60	-0.2%	-2.2%
U4	70	485.10	+0.2%	-2.0%
R2	116	478.40	+0.0%	-2.3%
R3	697	484.20	-0.1%	-1.6%
R4	371	482.30	-0.5%	-1.5%
O2	109	465.70	+0.5%	-1.3%
O3	597	473.30	-0.2%	-1.5%
O4	314	471.10	-1.6%	-1.6%
All Grades	2,700	476.58	-0.2%	-1.4%

Young Bulls	No.	Price	% change from	
			18 May 24	27 May 23
U2	66	476.70	+0.3%	-1.4%
U3	47	479.20	-0.2%	-1.2%
R2	112	467.60	+0.0%	-2.5%
R3	94	473.50	+0.1%	-1.4%
O2	137	448.00	-0.4%	-2.8%
O3	64	457.40	+0.1%	-1.7%
All Grades	650	461.59	+0.1%	-1.8%

## Cows

R3	20	360.40	-2.7%	-13.3%
R4	19	366.20	+0.6%	-10.9%
O2	36	337.30	-2.2%	-14.2%
O3	130	346.80	-0.5%	-12.6%
O4	60	348.70	-0.7%	-12.7%
P2	216	308.90	+0.3%	-14.0%
P3	95	326.30	-0.9%	-13.7%
All Grades	907	311.18	-1.6%	-15.6%

## 2. FINISHED CLEAN SHEEP (pence per kg deadweight)

Week ending: 25 May 24

Average deadweight prices from both liveweight &amp; deadweight centres.

Lambs	4,533	796.26	-0.4%	+25.2%
Hoggets	-	-	-	-
	4,533	796.26	+3.4%	+25.2%

## 3. FINISHED CLEAN PIGS (pence per kg deadweight)

Week ending: 25 May 24

Estimated average deadweight prices.

	208.69	+0.1%	-4.5%
--	--------	-------	-------

## 4. BROILER CHICKENS (pence per kg liveweight)

Week ending: 25 May 24

Average liveweight producer prices from poultry slaughterers (All bird types).

	98.61	-2.3%	-16.8%
--	-------	-------	--------

## 5. HAY, STRAW &amp; SILAGE (£ per bale)

Month:

Apr 24

	Price	% change from			Price	% change from	
		Mar 24	Apr 23			Mar 24	Apr 23
Hay (small square)	3.80	-15.6%	+3.8%	Straw (small square)	2.80	+0.0%	+2.6%
Silage	32.33	+5.4%	+13.9%	Straw (large round)	27.50	-3.5%	+34.1%

**6. POTATOES (£ per tonne)**

Month: Mar 24

Average ex-farm producer prices, including potatoes sold under contract, from a survey of processors & merchants.

	Price	% change from	
		Feb 24	Mar 23
First earlies	-	-	-
Washing Sample	432.75	-1.3%	+71.6%
Processing	358.93	+7.0%	+83.4%
Merchant trade	-	-	-

**7. CEREALS (£ per tonne)**

Delivered price as quoted in AHDB NI Market Report.

		% change from	
		18 May 24	27 May 23
Wheat	-	-	-
Barley	210.00	-	+1.0%

**8. BREEDING AND STORE LIVESTOCK (£ per head)**

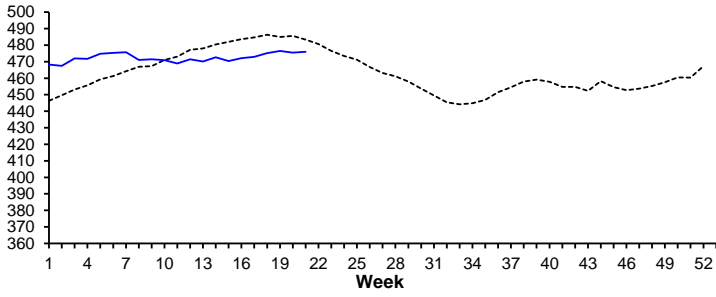
Average producer prices from a panel of livestock marts.

			Week ending: 25 May 24		% change from		
			Number	Price Range	Av. Price	18 May 24	27 May 23
<b>STORE CATTLE</b>	Steers:	150-300 kg	88	320-1270	866	-4.6%	+2.4%
		300-400 kg	125	500-1420	1,056	+3.5%	+1.7%
		400-500 kg	133	720-1550	1,215	+6.6%	+4.1%
		Over 500 kg	127	1040-2000	1,532	+1.1%	+0.7%
	Heifers:	150-300 kg	112	470-1050	845	+1.8%	+10.2%
		300-400 kg	171	450-1340	1,034	+0.8%	+13.6%
		400-500 kg	192	700-1590	1,140	-0.8%	-2.4%
		Over 500 kg	146	910-2020	1,446	+0.3%	-0.5%
<b>SUCKLED CALVES</b>	Steers:	Under 200 kg	22	305-750	508	+7.8%	-10.3%
		Over 200 kg	228	380-1600	1,046	+7.5%	+15.9%
	Heifers:	Under 200 kg	12	360-660	561	+13.1%	-
		Over 200 kg	186	340-1400	926	+7.2%	+12.6%
<b>BREEDING CATTLE</b>	Dairy:	Cows/heifers in milk	37	980-1850	1,537	-	-18.5%
		Cows in calf	-	-	-	-	-
		Springing heifers	-	-	-	-	-
	Sucklers:	Cows/heifers & calf at foot	35	980-2800	1,769	+3.2%	-5.3%
		Cows in calf	-	-	-	-	-
		Springing heifers	7	1180-1800	1,527	-	-
<b>OTHER CATTLE</b>	Cull cows for slaughter		359	80-2500	1,149	+2.7%	-2.3%
	Dropped calves for rearing		703	20-760	291	+1.1%	+17.1%
<b>BREEDING SHEEP</b>	Ewes/Hoggets:	Blackface/Blackface cross	-	-	-	-	-
		Other Breeds	-	-	-	-	-
	Ewe Lambs:	Blackface/Blackface cross	-	-	-	-	-
		Other Breeds	-	-	-	-	-
	Ewes/Hoggets with Lamb(s) at Foot:	Blackface/Blackface cross	112	128-355	231.79	-	+16.9%
		Other Breeds	147	95-355	227.99	-7.5%	+18.0%
<b>OTHER SHEEP</b>	Cull Ewes:	Blackface/Blackface cross	253	10-248	118.46	+14.7%	+24.7%
		Other Breeds	871	20-246	131.29	+3.4%	-5.1%
	Cull rams		20	88-200	156.15	+12.5%	+31.2%
	Store lambs		401	98-196	165.27	+2.5%	+107.5%

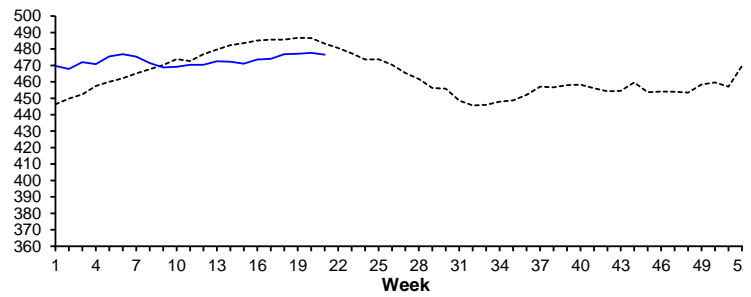
# PRICE TRENDS 2023-2024

----- 2023      ———— 2024

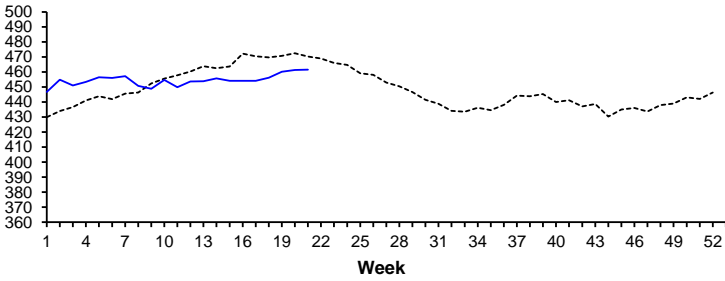
**FINISHED STEERS - Deadweight prices (pence/kg)**



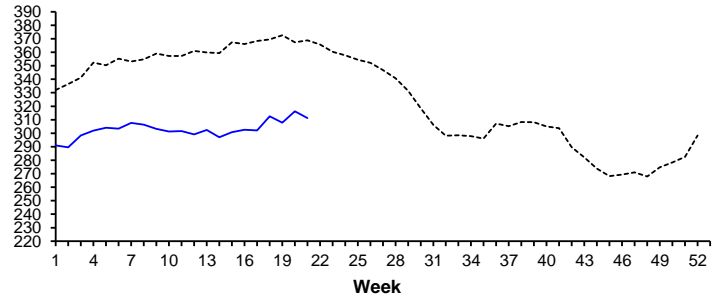
**FINISHED HEIFERS-Deadweight prices (pence/kg)**



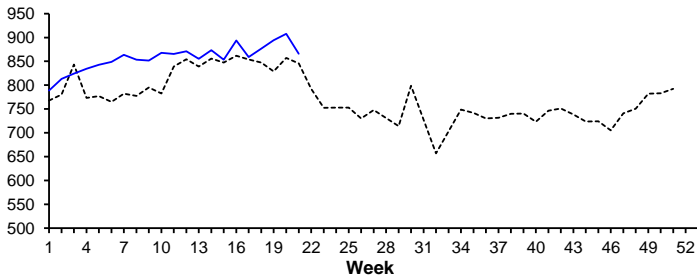
**FINISHED YOUNG BULLS - Deadweight prices (pence/kg)**



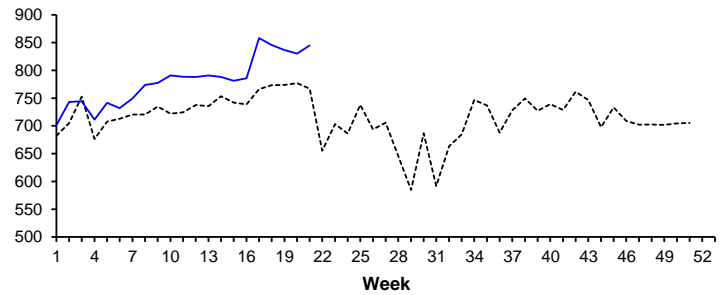
**FINISHED COWS - Deadweight prices (pence/kg)**



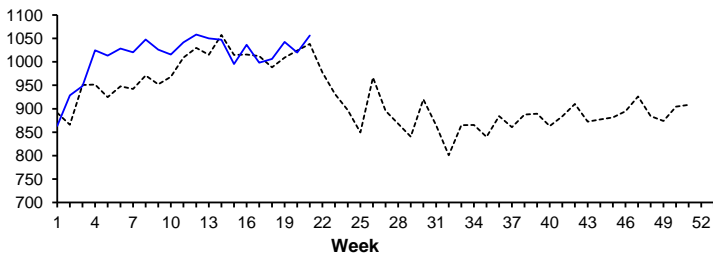
**STORES - Av.price of steers 150-300 kg (£/head)**



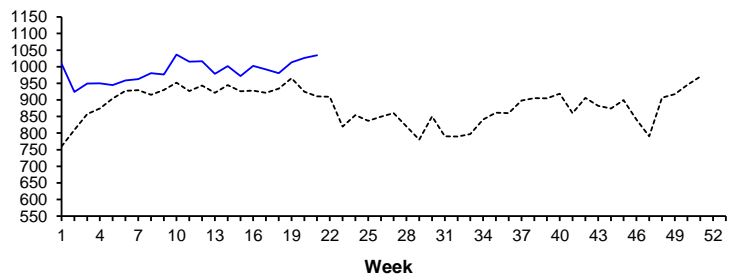
**STORES - Av.price of heifers 150-300 kg (£/head)**



**STORES - Av.price of steers 300-400 kg (£/head)**

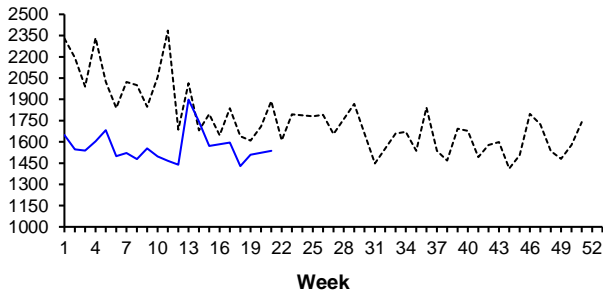


**STORES - Av.price of heifers 300-400 kg (£/head)**

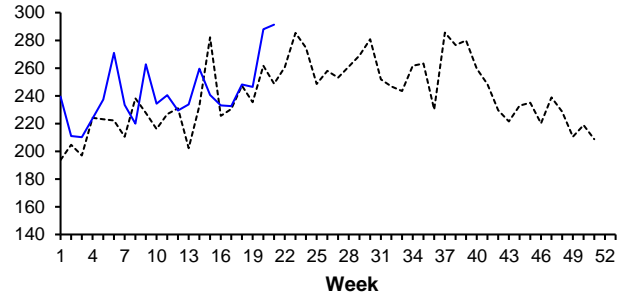


----- 2023      ——— 2024

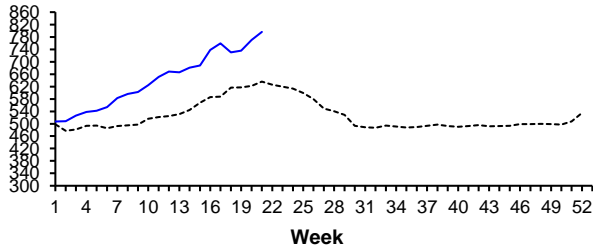
**DAIRY COWS & HEIFERS IN MILK (£/head)**



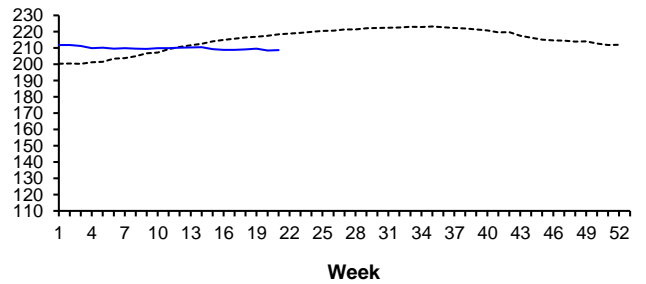
**DROPPED CALVES (£/head)**



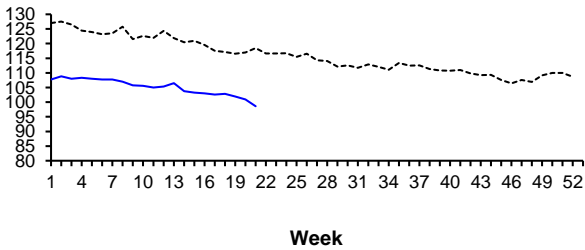
**FINISHED SHEEP - Deadweight price (pence/kg)**



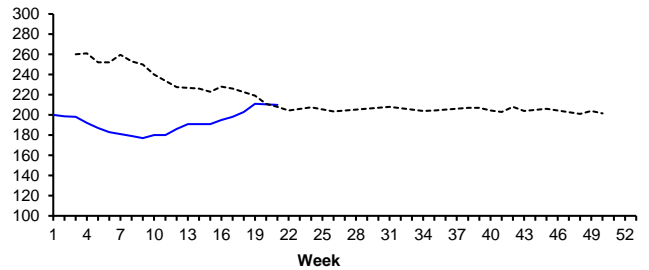
**FINISHED PIGS - Deadweight price (pence/kg)**



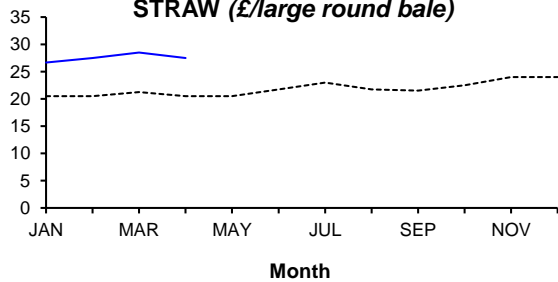
**BROILER CHICKENS - Liveweight price (pence/kg)**



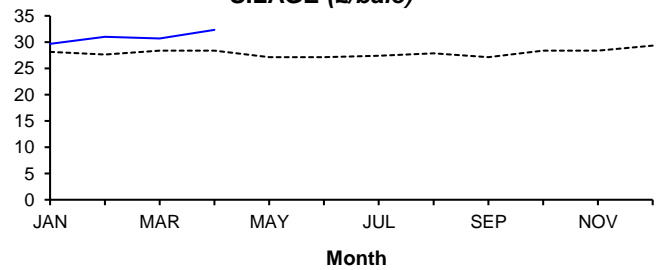
**BARLEY - Delivered price (£/tonne)**



**STRAW (£/large round bale)**



**SILAGE (£/bale)**



Notes : All graphs are based on average prices published in DAERA's weekly Agricultural Market Report.  
All week numbers are based on a calendar year.