



Department of
**Agriculture, Environment
and Rural Affairs**

www.daera-ni.gov.uk



INVESTOR IN PEOPLE

Northern Ireland

Agricultural Market Report

A National Statistics Publication

Volume 81 Quarter 4 (2018)

Enquiries to : Paul Keatley
Economics & Evaluations Branch
Room 817 Dundonald House
Upper Newtownards Road
Ballymiscaw
Belfast BT4 3SB

Telephone (028) 90524640
Email aeb.econstats@daera-ni.gov.uk
Twitter @ DAERAstats

This report is also available Free of
Charge on the Department's website -
www.daera-ni.gov.uk

If you have a hearing difficulty you can contact the
Department via the textphone on (028) 90524420



National Statistics are produced to professional standards as set out in the National Statistics Code of Practice. They undergo regular quality assurance reviews to ensure that they meet customer needs. They are produced free from any political interference. You can find National Statistics on the Internet - go to www.statistics.gov.uk

@ Crown Copyright 2018

A National Statistics publication

1. FINISHED CATTLE (pence per kg deadweight)

Average deadweight prices from meat plants for EU price reporting purposes.

Week ending: 29 Dec 18

Steers	No.	Price	% change from	
			22 Dec 18	30 Dec 17
U2	90	348.20	+0.6%	-4.3%
U3	226	351.40	+0.3%	-3.8%
U4	40	351.90	+2.0%	-2.0%
R3	358	356.70	+1.9%	-1.6%
R4	142	352.80	+1.0%	-2.1%
O3	402	343.60	+1.4%	-3.1%
O4	142	347.10	+1.8%	-2.2%
All Grades	1,843	344.45	+1.3%	-3.1%

Heifers

U2	31	347.30	+0.3%	-4.0%
U3	133	351.70	+0.1%	-3.9%
U4	71	349.70	+0.3%	-2.9%
R2	46	346.40	+0.7%	-3.9%
R3	304	351.20	+0.9%	-2.9%
R4	280	348.80	-0.1%	-2.7%
O2	35	331.10	+1.8%	-4.1%
O3	226	344.10	+0.5%	-4.0%
O4	209	348.60	+2.0%	-2.0%
All Grades	1,445	346.56	+1.1%	-3.0%

Young Bulls	No.	Price	% change from	
			22 Dec 18	30 Dec 17
U2	49	333.20	-1.0%	-5.6%
U3	23	325.50	-4.2%	-9.1%
R2	51	331.40	+0.5%	-5.3%
R3	60	333.30	+0.8%	-5.3%
O2	84	313.80	+0.4%	-5.3%
O3	65	318.20	-0.2%	-4.8%
All Grades	433	320.31	-0.7%	-5.2%

Cows

R3	25	253.90	+1.9%	-17.6%
R4	25	248.30	-1.1%	-18.7%
O2	26	232.50	+1.5%	-16.2%
O3	81	228.40	-1.0%	-18.0%
O4	41	228.00	-1.9%	-18.8%
P2	90	193.00	-0.3%	-18.4%
P3	62	213.40	+1.2%	-16.0%
All Grades	474	214.07	+1.0%	-21.6%

2. FINISHED CLEAN SHEEP (pence per kg deadweight)

Week ending: 29 Dec 18

Average deadweight prices from both liveweight & deadweight centres.

Lambs	2,059	404.82	+3.4%	+6.6%
Hoggets	-	-	-	-
	2,059	404.82	+3.4%	+6.6%

3. FINISHED CLEAN PIGS (pence per kg deadweight)

Week ending: 29 Dec 18

Estimated average deadweight prices.

	141.08	-0.1%	-4.5%
--	--------	-------	-------

4. BROILER CHICKENS (pence per kg liveweight)

Week ending: 29 Dec 18

Average liveweight producer prices from poultry slaughterers.

No data available

5. HAY, STRAW & SILAGE (£ per bale)

Month:

Nov 18

	Price	% change from			Price	% change from	
		Oct 18	Nov 17			Oct 18	Nov 17
Hay (small square)	3.38	+5.9%	+4.2%	Straw (small square)	2.72	+0.3%	+3.4%
Silage	22.50	-5.9%	-22.7%	Straw (large round)	25.30	-1.2%	+5.4%

6. POTATOES (£ per tonne)

Month: Oct 18

Average ex-farm producer prices, including potatoes sold under contract, from a survey of processors & merchants.

	Price	% change from	
		Sep 18	Oct 17
First earlies	-	-	-
Washing Sample	226.85	-12.1%	+66.8%
Processing	151.84	-21.3%	+3.5%
Merchant trade	-	-	-

7. CEREALS (£ per tonne)

Delivered price as quoted in AHDB NI Market Report.

	% change from	
	22 Dec 18	30 Dec 17
Wheat	No data	
Barley		

8. BREEDING AND STORE LIVESTOCK (£ per head)

Average producer prices from a panel of livestock marts.

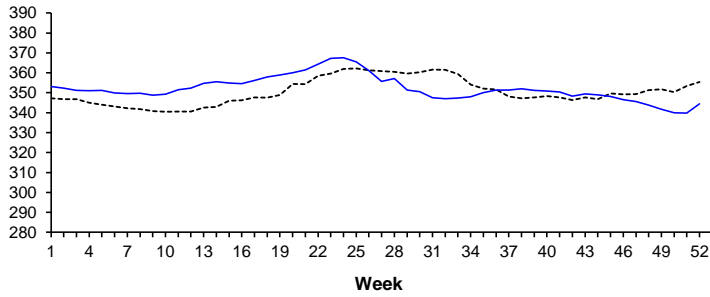
	Number	Price Range	Av. Price	% change from	
				22 Dec 18	30 Dec 17
STORE CATTLE					
Steers:					
150-300 kg	-	-	-	-	-
300-400 kg	-	-	-	-	-
400-500 kg	-	-	-	-	-
Over 500 kg	-	-	-	-	-
Heifers:					
150-300 kg	-	-	-	-	-
300-400 kg	-	-	-	-	-
400-500 kg	-	-	-	-	-
Over 500 kg	-	-	-	-	-
SUCKLED CALVES					
Steers:					
Under 200 kg	-	-	-	-	-
Over 200 kg	-	-	-	-	-
Heifers:					
Under 200 kg	-	-	-	-	-
Over 200 kg	-	-	-	-	-
BREEDING CATTLE					
Dairy:					
Cows/heifers in milk	-	-	-	-	-
Cows in calf	-	-	-	-	-
Springing heifers	-	-	-	-	-
Sucklers:					
Cows/heifers & calf at foot	-	-	-	-	-
Cows in calf	-	-	-	-	-
Springing heifers	-	-	-	-	-
OTHER CATTLE					
Cull cows for slaughter	-	-	-	-	-
Dropped calves for rearing	-	-	-	-	-
BREEDING SHEEP					
Ewes/Hoggets:					
Blackface/Blackface cross	-	-	-	-	-
Other Breeds	-	-	-	-	-
Ewe Lambs:					
Blackface/Blackface cross	-	-	-	-	-
Other Breeds	-	-	-	-	-
Ewes/Hoggets with Lamb(s) at Foot:					
Blackface/Blackface cross	-	-	-	-	-
Other Breeds	-	-	-	-	-
OTHER SHEEP					
Cull Ewes:					
Blackface/Blackface cross	-	-	-	-	-
Other Breeds	-	-	-	-	-
Cull rams	-	-	-	-	-
Store lambs	-	-	-	-	-

No
Livestock
Data
Available

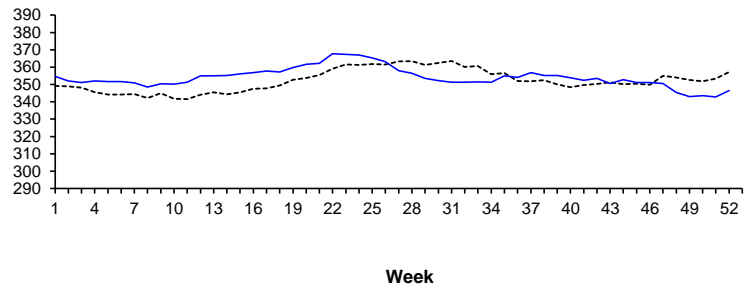
PRICE TRENDS 2017-2018

----- 2017 ———— 2018

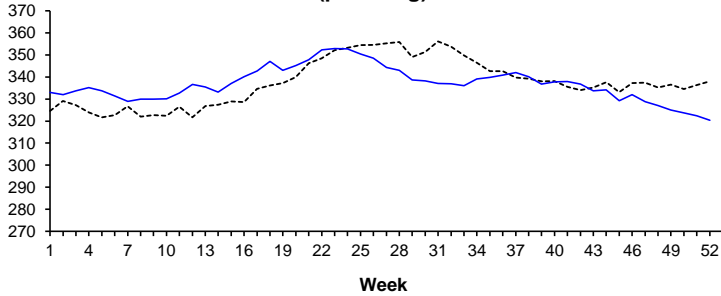
FINISHED STEERS - Deadweight prices (pence/kg)



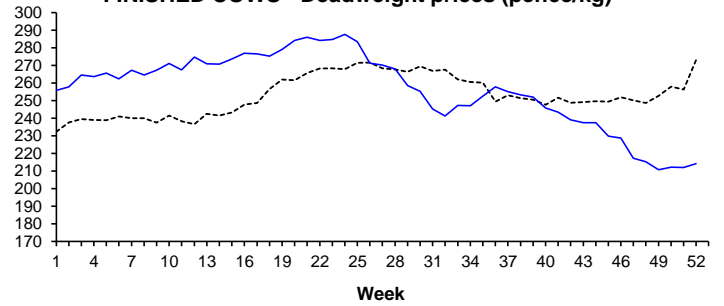
FINISHED HEIFERS-Deadweight prices (pence/kg)



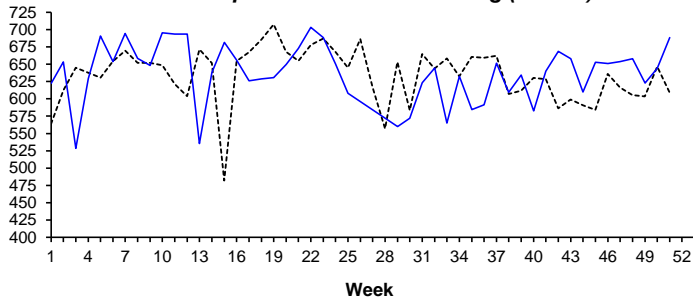
FINISHED YOUNG BULLS - Deadweight prices (pence/kg)



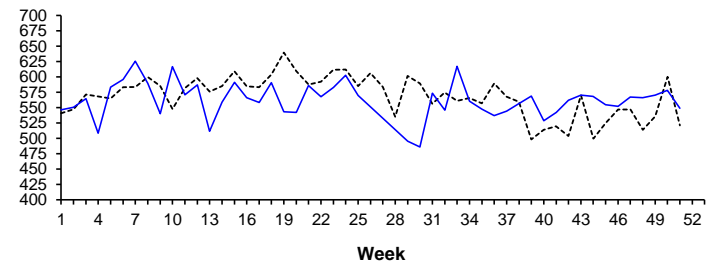
FINISHED COWS - Deadweight prices (pence/kg)



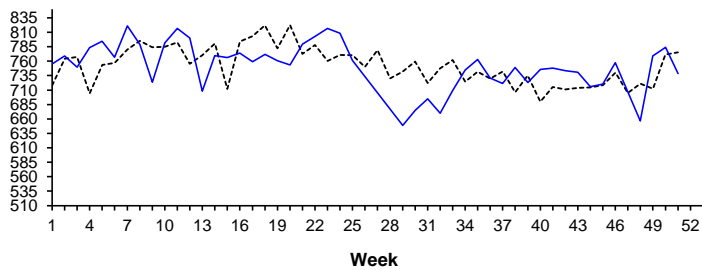
STORES - Av.price of steers 150-300 kg (£/head)



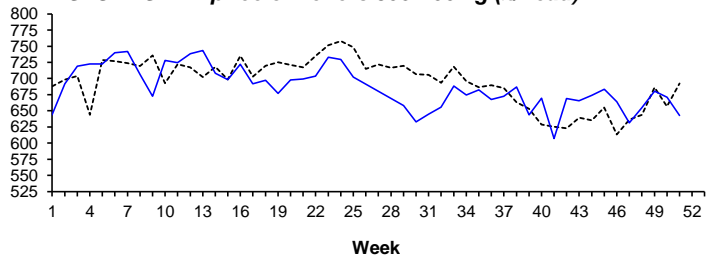
STORES - Av.price of heifers 150-300 kg (£/head)




STORES - Av.price of steers 300-400 kg (£/head)

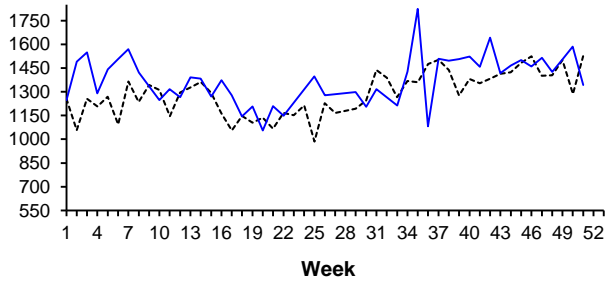


STORES - Av.price of heifers 300-400 kg (£/head)

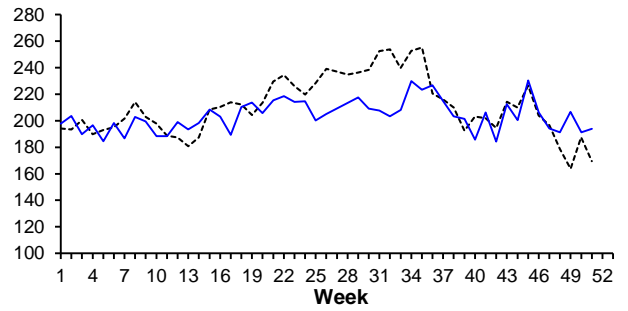




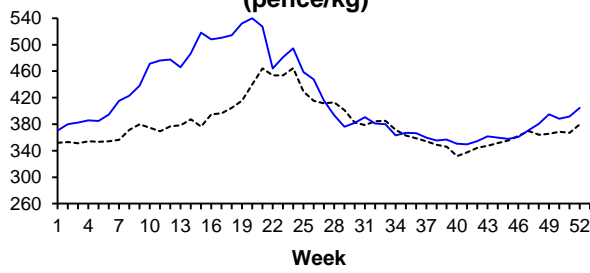
DAIRY COWS & HEIFERS IN MILK (£/head)



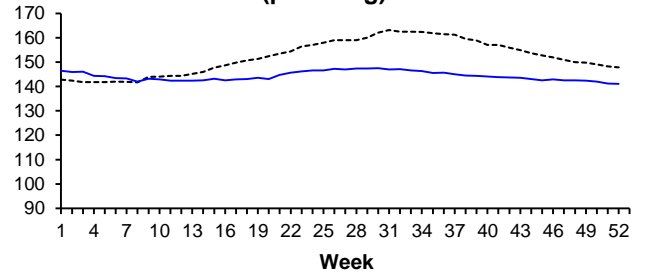
DROPPED CALVES (£/head)



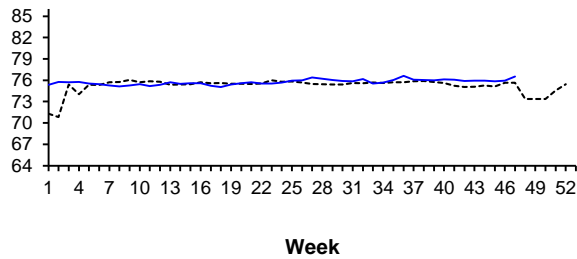
FINISHED SHEEP - Deadweight price (pence/kg)



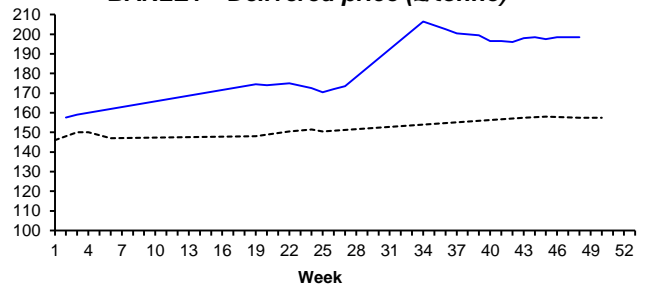
FINISHED PIGS - Deadweight price (pence/kg)



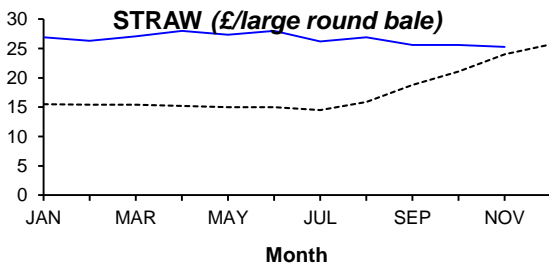
BROILER CHICKENS - Liveweight price (pence/kg)



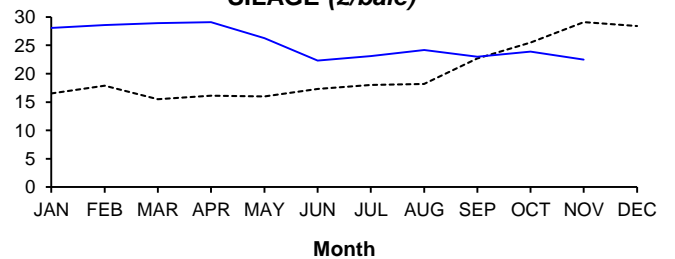
BARLEY - Delivered price (£/tonne)



STRAW (£/large round bale)



SILAGE (£/bale)



Notes : All graphs are based on average prices published in DAERA's weekly Agricultural Market Report.
All week numbers are based on a calendar year.