

Weekly Deaths in Northern Ireland

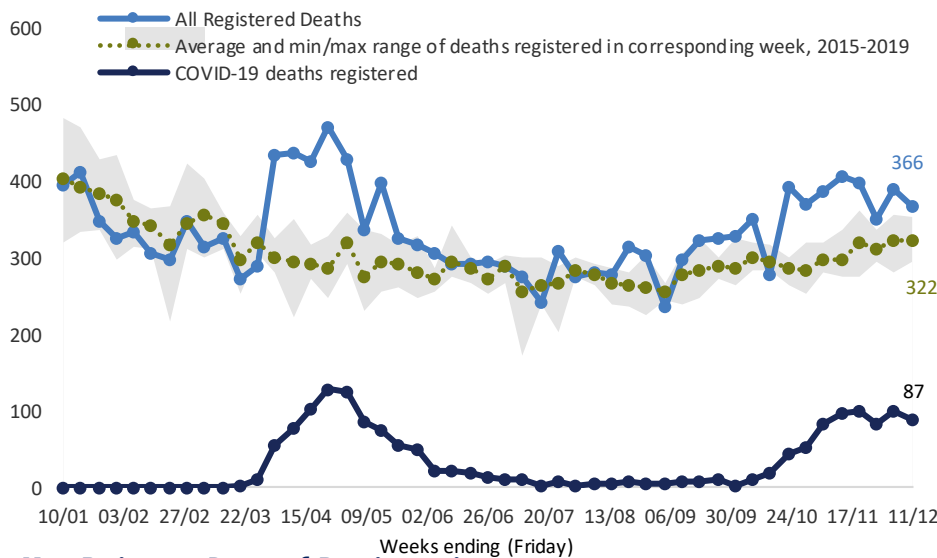
Death Registration Statistics including Covid-19 by Date of Death

Week ending 11th December 2020 (Week 49)

Section 1: Deaths by Date of Registration

In week 49, there were more deaths registered in Northern Ireland than there have typically been in the same week in recent years.

Figure 1: Weekly number of deaths registered in Northern Ireland



Key Points – Date of Registration

- The provisional number of total deaths registered in Northern Ireland in the week ending 11th December 2020 (week 49) was 366; 21 less than in week 48 and 44 more than the 5-year average of 322. The total number of deaths in week 49 was also greater than the 5-year weekly maximum number of deaths (353) (Table 1).
- Almost two-fifths (37.7%) of all deaths in week 49 were classified as ‘respiratory’ (138). Please note that all Covid-19 related deaths have been included in this classification.
- There have been 16,431 deaths registered in the year-to-date, 30.3% of which (4,983) were classified as ‘respiratory’. The number and proportion of respiratory deaths is higher in the year-to-date than the 5-year average (4,176, 28.2%) (Table 2).
- 87 deaths mentioning Covid-19 on the death certificate were registered in week 49, accounting for 23.8% of all deaths in that week and bringing the total number of Covid-19 related deaths registered in calendar year 2020 to 1,567.
- In the calendar year to 11th December, males and females accounted for similar proportions of all deaths registered (males: 49.7%, females: 50.3%) and Covid-19 related deaths registered (males: 49.9%; female: 50.1%) (Figure 3).
- In the calendar year to 11th December, the 75 years and over age-group accounted for almost two-thirds (65.2%) of all deaths and three-quarters (77.4%) of Covid-19 related deaths (Figure 4).
- For Covid-19 related deaths, those with an address in Belfast LGD accounted for 385 (24.6%) of the 1,567 deaths registered in the calendar year to 11th December (Figure 6).

CONTENTS

Section 1: Deaths by Date of Registration	Page
Key points	1
Background	2
All deaths registered	3
Respiratory & Covid-19 deaths	4
All & Covid-19 deaths by sex	5
All & Covid-19 deaths by age-group	5
All & Covid-19 deaths by Local Gov. District	6

Section 2: Covid-19 Deaths by Date of Death

Key points	7
Daily & Cumulative totals	7
Covid-19 deaths by place of death	8
Care home residents by place of Covid-19 death	9
Differences between NISRA & Dept. of Health statistics	10
Links to relevant publications	12
List of tables	12
Contact details	12

Background

Deaths occurring in Northern Ireland are registered on the Northern Ireland General Register Office's Registration System (NIROS). Daily extracts of registration records from NIROS are processed by the NISRA Vital Statistics Unit. Provisional data on deaths registered in each week (ending on a Friday) are compiled at the end of the following week*.

Cause of death coding to the [ICD-10 classification](#) is carried out by the Office for National Statistics (ONS) on NISRA's behalf on a quarterly basis. This means that quarterly statistics are the first output to report deaths according to underlying cause. These statistics are currently available up to [Quarter 3 2020](#).

To meet user needs, NISRA publish timely but provisional counts of death registrations in Northern Ireland in the weekly deaths provisional dataset. Weekly totals are presented alongside a 5-year weekly average as well as the lowest and highest number of deaths for the same week over the last five years. To allow time for registration and processing, these figures are published seven days after the week ends.

Due to the coronavirus (Covid-19) pandemic, from 3rd April 2020 the NISRA weekly deaths release has been supplemented with the numbers of respiratory deaths (respiratory deaths include any death where Pneumonia, Bronchitis, Bronchiolitis or Influenza are mentioned on the death certificate); and deaths relating to Covid-19 (that is, where Covid-19 or suspected Covid-19 was mentioned anywhere on the death certificate, including in combination with other health conditions).

Background Changes to the death certification and registration process during the Covid-19 pandemic

During the Covid-19 pandemic, a number of changes have been made to the usual process of certifying and registering a death which have been enabled by the Coronavirus Act 2020. More detail is available from the Department of Health website <https://www.health-ni.gov.uk/publications/covid-19-guidance-surrounding-death>. This includes guidance to medical practitioners on how to complete the Medical Certificate of Cause of Death (MCCD) in Covid-19 related cases. In relation to who can complete the MCCD, upon which these weekly statistics are based, usual practice is that the MCCD must be signed by a doctor (Dr A) who has seen the deceased within the last 28 days or refer the case to the coroner. However, in the pandemic situation, if Dr A has treated the deceased within the last 28 days but is unable to complete the MCCD or it is impracticable for them to do so, another practitioner (Dr B) from the same hospital or GP practice, can complete the MCCD, provided the deceased died as a result of a natural illness and Dr B can state, to the best of their knowledge and belief, the cause of death. In the event that neither Dr A nor Dr B is able to complete the MCCD, any medical practitioner (Dr C) can complete it, as long as the death was as a result of a natural illness and they can state the cause of the death, to the best of their knowledge and belief. Dr C does not have to have treated the deceased within the last 28 days. Coroners' cases will still be treated in the usual way - more detail on this is available on page 3 of the quality and methodology background information for NI death statistics at <https://www.nisra.gov.uk/sites/nisra.gov.uk/files/publications/Northern%20Ireland%20Death%20Statistics%20Quality%20Assessment%200.pdf>.

The process by which an informant registers a death has also been adapted. Usual practice is that the informant attends their local Registration Office to register a death, bringing the MCCD with them. During the pandemic, the MCCD can be sent to the General Register Office (GRO) electronically, directly from the hospital or General Practitioner certifying the death. Information required from the informant can be provided to GRO by telephone and no signature is required from the informant.

The content of this bulletin will be kept under review and more detail may be presented over the coming weeks.

* **Bank Holidays or system unavailability could affect the number of registrations made within certain weeks.**

Latest death registration statistics

Table 1 shows that the provisional number of deaths registered in Northern Ireland in the week ending 11th December 2020 (week 49) was 366; 21 less (-5.4%) than in week 48 and 44 more (+13.7%) than the 5-year average of 322. The week ending 24th April saw the highest number of deaths registered in any one week of 2020 to date (470). Week 49 is the 24th week of this calendar year where total weekly deaths have exceeded the five year weekly maximum (in blue).

Table 1: All Deaths registered¹ weekly in Northern Ireland, 2020^P

Registration week	Week ending (Friday)	2020 ^P	Previous 5 Years: 2015 - 2019 ^P		'Excess Deaths' No. of deaths year to date above 5-year average ²	
		Total number of deaths registered in week	Average number of deaths registered in corresponding week ²	Range		
				Minimum		Maximum
25	26/06/2020	295	270	252	292	25
26	03/07/2020	289	288	266	303	1
27	10/07/2020	275	255	172	300	20
28	17/07/2020	240	264	237	298	-24
29	24/07/2020	307	265	203	288	42
30	31/07/2020	273	282	273	298	-9
31	07/08/2020	280	276	264	291	4
32	14/08/2020	278	265	238	284	13
33	21/08/2020	313	263	235	280	50
34	28/08/2020	303	259	223	301	44
35	04/09/2020	234	255	243	265	-21
36	11/09/2020	296	276	237	305	20
37	18/09/2020	322	282	247	324	40
38	25/09/2020	323	288	272	298	35
39	02/10/2020	328	286	263	324	42
40	09/10/2020	348	300	282	318	48
41	16/10/2020	278	295	282	316	-17
42	23/10/2020	391	286	283	299	105
43	30/10/2020	368	284	252	318	84
44	06/11/2020	386	296	279	320	90
45	13/11/2020	406	297	275	336	109
46	20/11/2020	396	319	274	361	77
47	27/11/2020	348	311	294	334	37
48	04/12/2020	387	322	279	355	65
49	11/12/2020	366	322	294	353	44
Year-to-date (week 1-49) Total		16,431	14,791			1,640

Note: statistics for the full year are available in the [accompanying spread sheet](#).

^P Weekly published data are provisional.

¹ These data are based on registration dates of deaths, not occurrences. The majority of deaths are registered within five days in Northern Ireland.

² The 5-year average is not a whole number so comparisons with 2020 week-on-week can vary by up to one death due to rounding.

Over the last thirty-seven weeks (since the pandemic began), 1,899 'excess deaths' (i.e. deaths above the average for the corresponding weeks in previous years) have been registered in Northern Ireland, with the number of excess deaths in the year to date totalling 1,640. In terms of the year-to-date figures (weeks 1 to 49), the total number of deaths registered (16,431) is 11.1% higher than the 5-year average (14,791).

Figure 2: Weekly number of deaths registered above or below 5-year average (2015-2019), to 11th December 2020

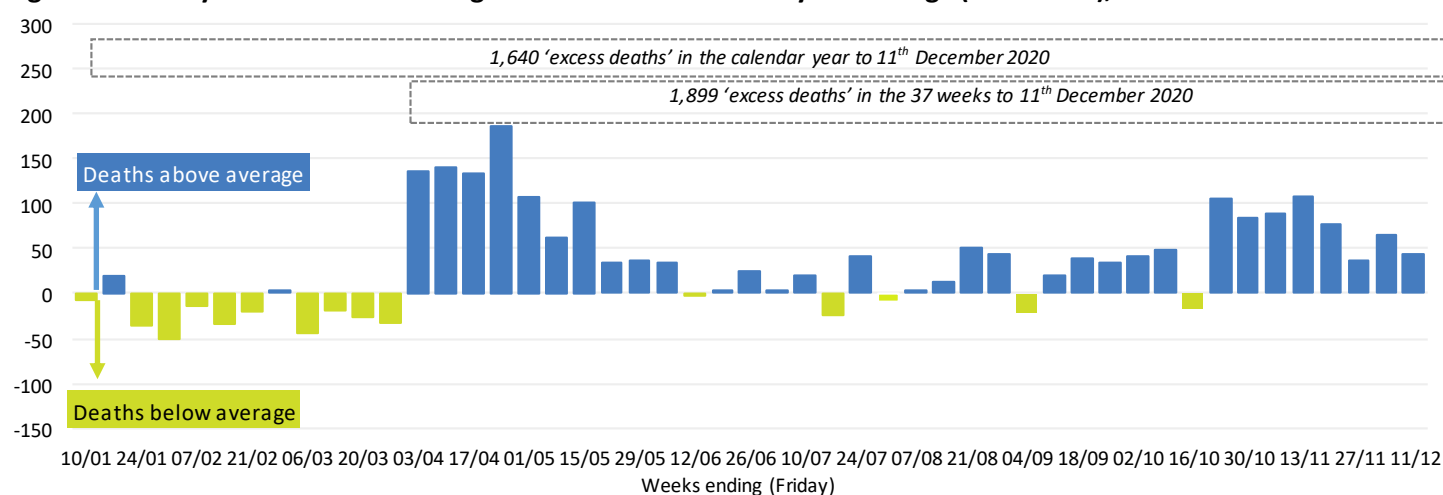


Table 2 shows that the number of death registrations mentioning Covid-19 on the death certificate reached 1,567 in the week ending 11th December. The total in week 49 was 87; a decrease of 11 deaths from last week (98).

In week 49, 37.7% of all deaths registered mentioned terms relating directly to respiratory causes on the death certificate. (Covid-19 deaths are included in the respiratory category in this report). The number and proportion of respiratory deaths is above the 5-year average for the same week.

There have been 4,983 respiratory deaths registered in the year-to-date. This total number and proportion (30.3%) of all such deaths is higher in the year-to-date than the previous 5-year average (4,176, 28.2%).

Table 2: Covid-19 and respiratory deaths registered¹ weekly in Northern Ireland, 2020^P

Registration week	Week ending (Friday)	2020 ^P				Previous 5 Years: 2015 - 2019 ^P	
		Total number of deaths registered in week	Covid-19 ² deaths registered in week	Respiratory ³ deaths registered in week (2020 ^P)		Average number of respiratory deaths registered in corresponding week ⁴	
				N	%	N	%
11	20/03/2020	271	1	84	31.0%	95	32.0%
12	27/03/2020	287	9	77	26.8%	98	30.7%
13	03/04/2020	434	55	129	29.7%	91	30.4%
14	10/04/2020	435	76	162	37.2%	87	29.5%
15	17/04/2020	424	101	179	42.2%	81	28.0%
16	24/04/2020	470	128	206	43.8%	78	27.5%
17	01/05/2020	427	124	180	42.2%	88	27.5%
18	08/05/2020	336	84	130	38.7%	80	29.2%
19	15/05/2020	396	74	136	34.3%	74	25.2%
20	22/05/2020	325	53	90	27.7%	80	27.6%
21	29/05/2020	316	49	105	33.2%	79	28.3%
22	05/06/2020	304	20	64	21.1%	71	26.2%
23	12/06/2020	292	21	69	23.6%	78	26.6%
24	19/06/2020	290	17	68	23.4%	71	24.8%
25	26/06/2020	295	12	79	26.8%	75	27.9%
26	03/07/2020	289	11	63	21.8%	71	24.6%
27	10/07/2020	275	9	61	22.2%	62	24.5%
28	17/07/2020	240	2	51	21.3%	70	26.7%
29	24/07/2020	307	7	60	19.5%	61	23.0%
30	31/07/2020	273	1	44	16.1%	71	25.2%
31	07/08/2020	280	5	76	27.1%	71	25.8%
32	14/08/2020	278	4	62	22.3%	71	26.7%
33	21/08/2020	313	6	74	23.6%	67	25.4%
34	28/08/2020	303	4	62	20.5%	66	25.4%
35	04/09/2020	234	3	49	20.9%	68	26.6%
36	11/09/2020	296	7	92	31.1%	68	24.6%
37	18/09/2020	322	8	79	24.5%	72	25.4%
38	25/09/2020	323	9	86	26.6%	72	24.9%
39	02/10/2020	328	2	71	21.6%	77	26.8%
40	09/10/2020	348	11	89	25.6%	79	26.2%
41	16/10/2020	278	17	81	29.1%	83	28.2%
42	23/10/2020	391	42	128	32.7%	70	24.6%
43	30/10/2020	368	51	124	33.7%	78	27.4%
44	06/11/2020	386	82	151	39.1%	82	27.8%
45	13/11/2020	406	96	154	37.9%	79	26.6%
46	20/11/2020	396	100	179	45.2%	89	28.0%
47	27/11/2020	348	81	138	39.7%	83	26.5%
48	04/12/2020	387	98	155	40.1%	87	27.0%
49	11/12/2020	366	87	138	37.7%	93	28.8%
Year-to-date (week 1-49) Total		16,431	1,567	4,983	30.3%	4,176	28.2%

Note: Statistics for the full year are available in the [accompanying spread sheet](#)

^P Weekly published data are provisional.

¹ These data are based on registrations of deaths, not occurrences. The majority of deaths are registered within five days in Northern Ireland.

² Covid-19 deaths include any death where Coronavirus or Covid-19 (suspected or confirmed) was mentioned anywhere on the death certificate.

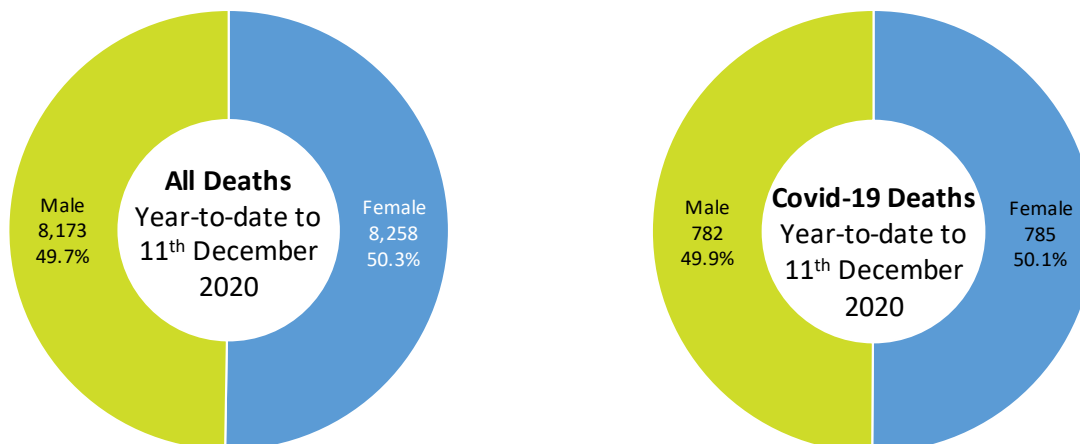
³ Respiratory deaths include any death where terms directly relating to respiratory causes were mentioned anywhere on the death certificate (this includes Covid-19 deaths). This is not directly comparable to the ONS figures relating to 'deaths where the underlying cause was respiratory disease'.

⁴ Figures may not sum due to rounding.

Deaths registered by sex

In the calendar year to 11th December 2020, males and females accounted for a similar proportion of all deaths registered (males: 49.7%, females: 50.3%), and Covid-19 related deaths registered (males: 49.9%; female 50.1%). A weekly breakdown by sex is provided in the [accompanying spreadsheet](#).

Figure 3: All deaths and Covid-19 deaths registered by sex, year-to-date 2020

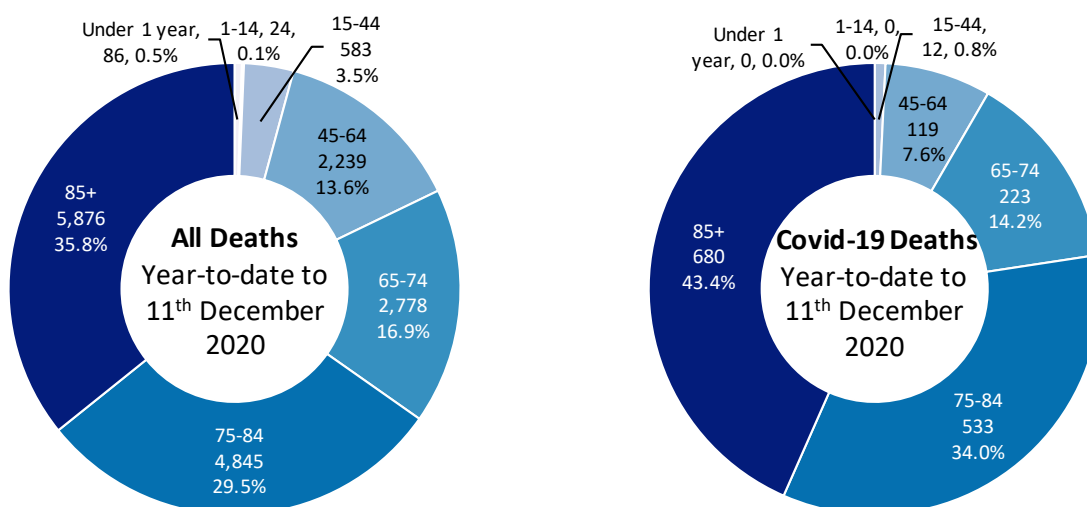


Deaths registered by age-group

In the calendar year to 11th December, the 75 years and over age-group accounted for two-thirds (65.2%) of all deaths and three-quarters (77.4%) of Covid-19 related deaths.

The 68 Covid-19 related deaths registered among those aged 75+ in week 49 (see [accompanying spreadsheet](#)) equated to 26.7% of all deaths registered for this age-group during the week (down from a peak of 34.8% in week 17).

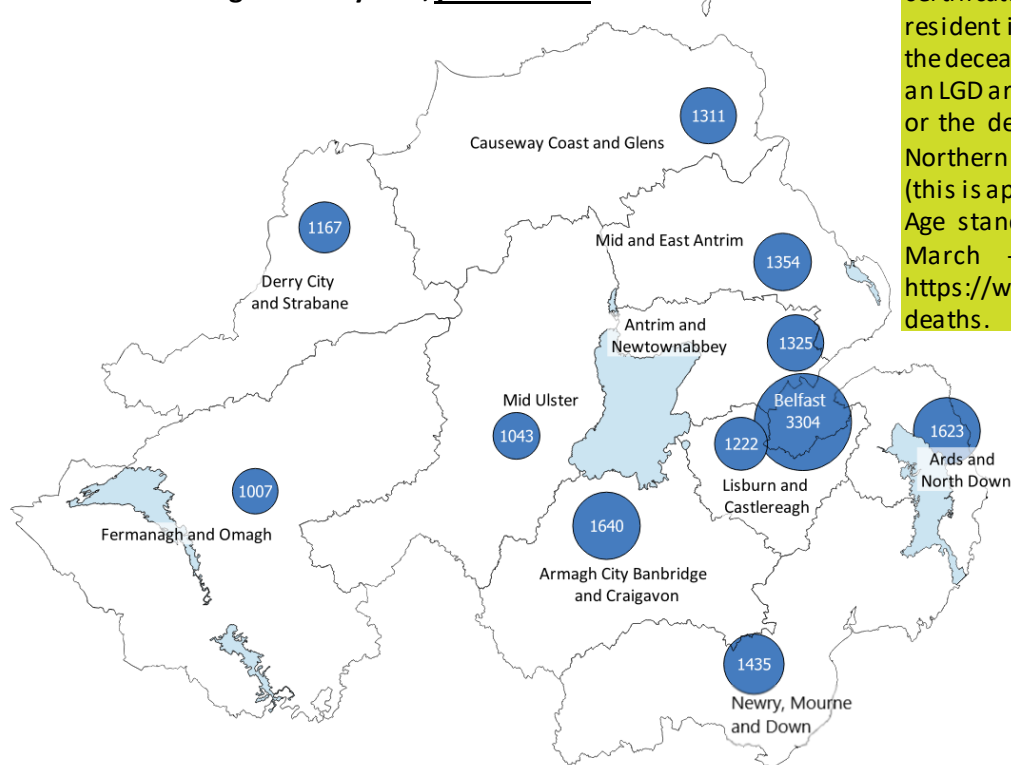
Figure 4: All deaths and Covid-19 deaths registered by age-group, year-to-date 2020



Deaths registered by Local Government District*

Those with an address* in Belfast Local Government District (LGD) accounted for around one in five of all 16,431 deaths registered in the calendar year to 11th December 2020 (3,304; 20.1%).

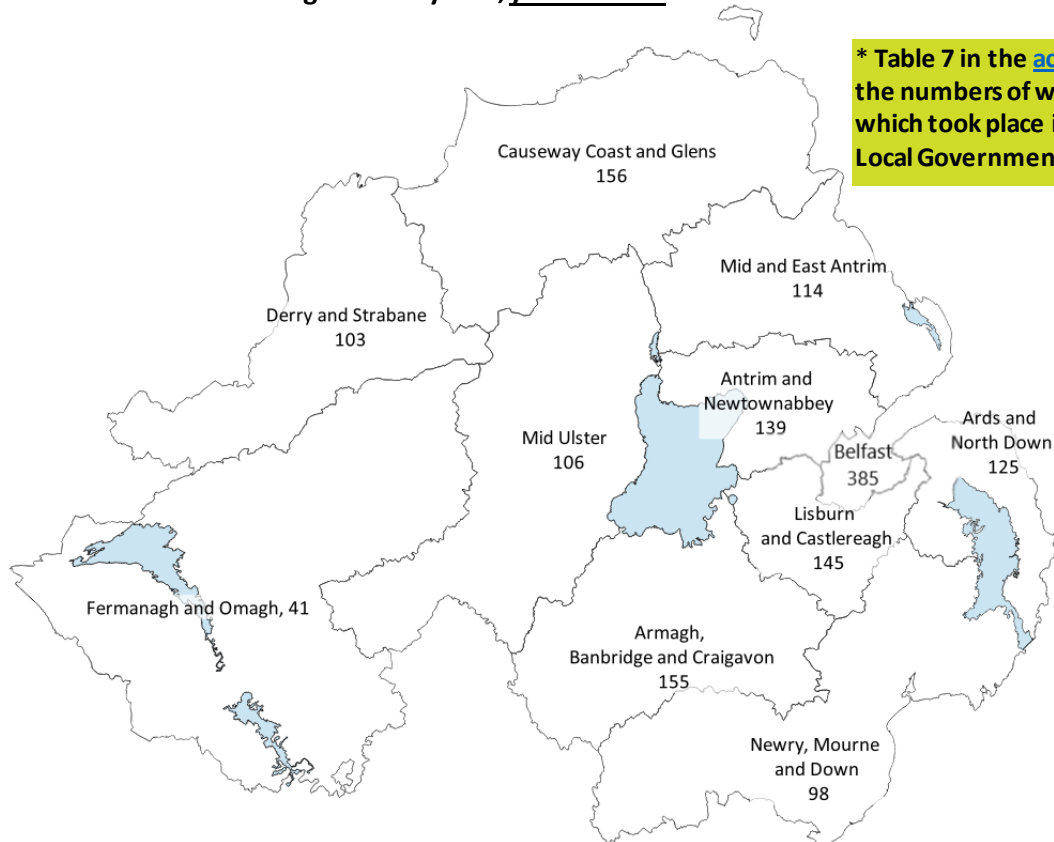
Figure 5: All deaths registered by LGD, year-to-date 2020



* The LGD data provided are based on the usual address of the deceased, recorded on the death certificate. Where the deceased was usually resident in NI and a home address was provided, the deceased's usual postcode has been mapped to an LGD area. If the usual address was not provided or the deceased was usually resident outside of Northern Ireland, the place of death address is used (this is approximately 0.4% of deaths per year). Age standardised mortality rates for the period March - August 2020 are available at <https://www.nisra.gov.uk/publications/monthly-deaths>.

For Covid-19 related deaths, those with an address* in Belfast LGD accounted for 385 (24.6%) of the 1,567 deaths registered in the calendar year to 11th December. Fermanagh & Omagh LGD had the fewest Covid-19 related deaths registered up to 11th December (41).

Figure 6: Covid-19 deaths registered by LGD, year-to-date 2020



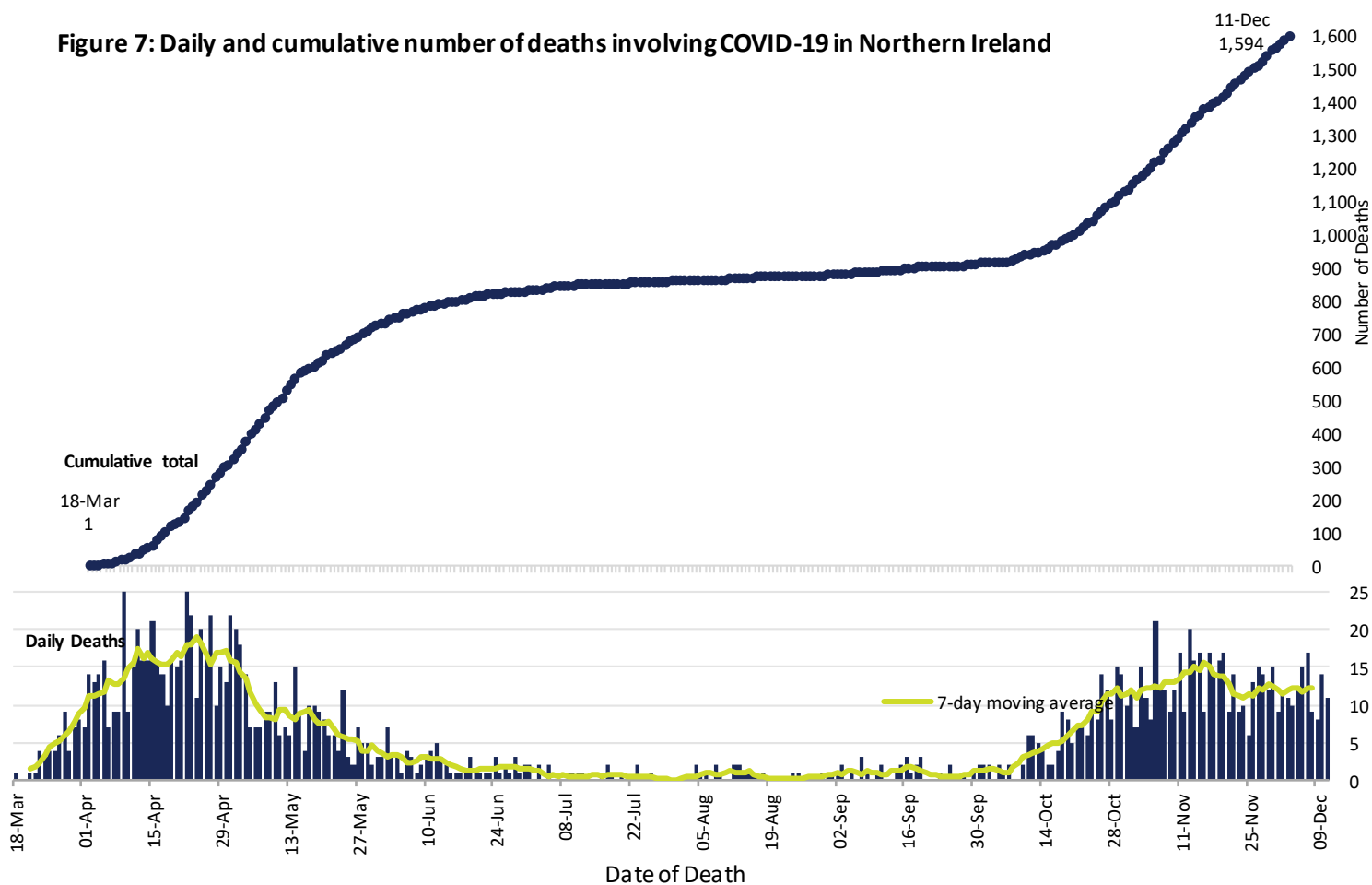
* Table 7 in the [accompanying spreadsheet](#) shows the numbers of weekly registered Covid-19 deaths which took place in care homes, disaggregated by Local Government District.

Section 2: Covid-19 Deaths by Date of Death

This section of the bulletin provides provisional, updated totals of Covid-19 deaths occurring (based on the date of death) up to 11th December, taking account of the latest available death registrations up to and including 16th December 2020.

Overall, 1,594 Covid-19 related deaths had occurred in Northern Ireland by 11th December, 86 of which occurred in the week ending 11th December. Thursday 9th April and Wednesday 22nd April saw the greatest number of Covid-19 deaths (25) occurring in a single day. A simple 7 day moving average shows the trend in Covid-19 deaths by smoothing daily fluctuations.

Figure 7: Daily and cumulative number of deaths involving COVID-19 in Northern Ireland



Key Points –Covid-19 deaths based on date of death¹

- 1,594 deaths mentioning Covid-19 on the death certificate have occurred in total, to 11th December (including those registered up to and including 16th December). The comparative number of deaths reported by the Department of Health (DoH) to 11th December² was 1,120 (see page 9 for definitions).
- Of the 1,594 total deaths involving Covid-19 occurring up to 11th December, 949 (59.5%) occurred in hospital³, 530 (33.2%) occurred in care homes, nine (0.6%) occurred in hospices and 106 (6.6%) occurred at residential addresses or another location (Figure 8). (see Table 11 of [accompanying spread sheet](#))
- The 539 deaths in care homes and hospices involved 126 separate establishments.

¹The majority of deaths are registered within five days in NI; data based on date of death are subject to ongoing change.

²Responsibility for reporting daily death figures moved from the Public Health Agency to the Department of Health on 19th April. Figures based on deaths that occurred up to 11th December but including revisions to 16th December, to account for delayed notifications.

³To aid comparison, the most recent Registrar General Annual Report notes that in 2018, 48% of all deaths occurred in hospital and 19% in care/ nursing homes: <https://www.nisra.gov.uk/publications/registrar-general-annual-report-2018-deaths>

Covid-19 deaths occurring by place of death

Of the 1,594 total deaths involving Covid-19 occurring up to 11th December, 949 (59.5%) occurred in hospital, 530 (33.2%) occurred in care homes, nine (0.6%) occurred in hospices and 106 (6.6%) occurred at residential addresses or another location.

Figure 8: Cumulative number of Covid-19 related deaths occurring by Place of Death in Northern Ireland, to 11th December 2020

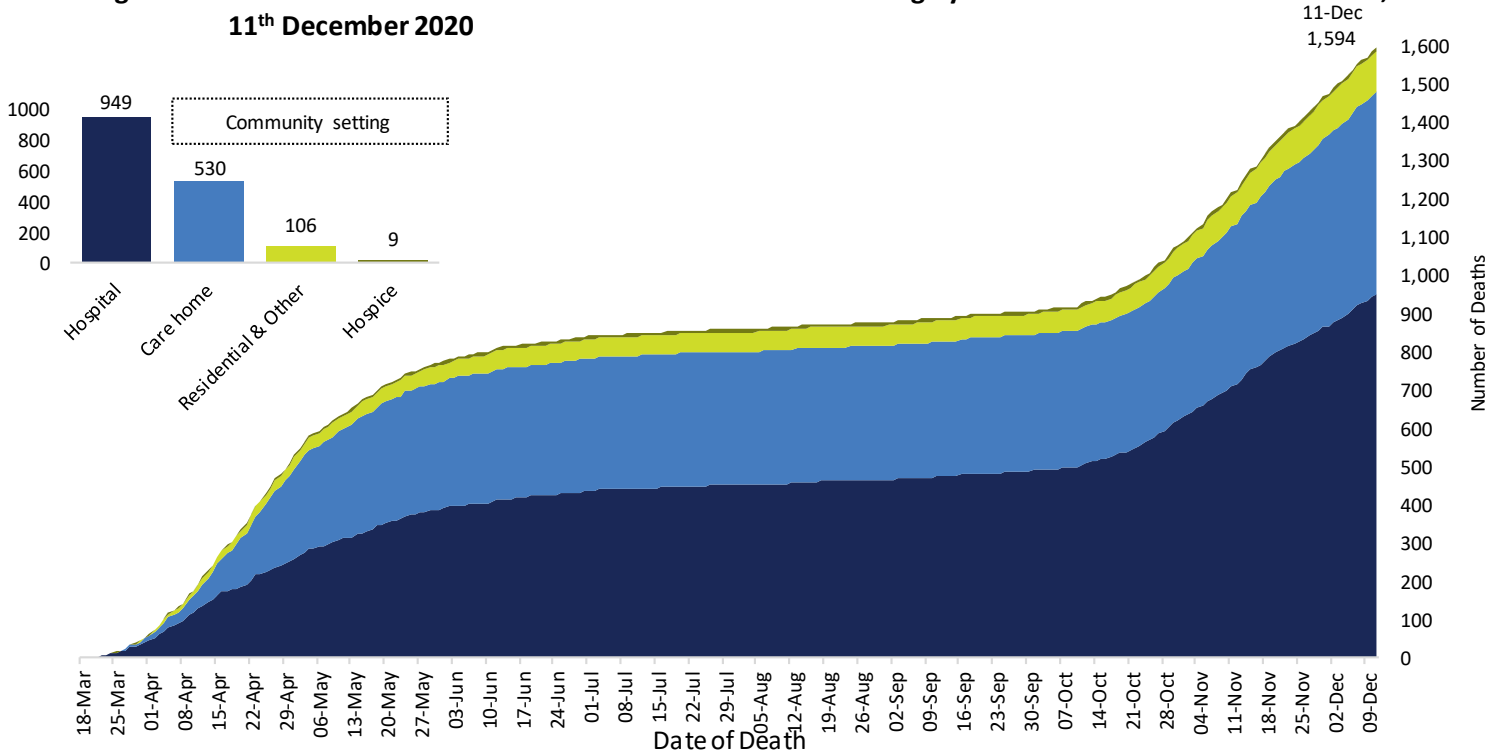


Table 3: Number of Covid-19 related deaths occurring each week, by Place of Death to 11th December 2020

Week ending	Hospital		Care home ¹		Hospice		Residential & 'Other'		Total	
	N	%	N	%	N	%	N	%	N	%
26/06/2020	8	80.0%	2	20.0%	0	0.0%	0	0.0%	10	100%
03/07/2020	9	81.8%	2	18.2%	0	0.0%	0	0.0%	11	100%
10/07/2020	3	75.0%	1	25.0%	0	0.0%	0	0.0%	4	100%
17/07/2020	5	100.0%	0	0.0%	0	0.0%	0	0.0%	5	100%
24/07/2020	2	50.0%	2	50.0%	0	0.0%	0	0.0%	4	100%
31/07/2020	1	100.0%	0	0.0%	0	0.0%	0	0.0%	1	100%
07/08/2020	3	75.0%	0	0.0%	0	0.0%	1	25.0%	4	100%
14/08/2020	5	62.5%	2	25.0%	0	0.0%	1	12.5%	8	100%
21/08/2020	3	100.0%	0	0.0%	0	0.0%	0	0.0%	3	100%
28/08/2020	2	100.0%	0	0.0%	0	0.0%	0	0.0%	2	100%
04/09/2020	5	83.3%	0	0.0%	0	0.0%	1	16.7%	6	100%
11/09/2020	6	75.0%	1	12.5%	0	0.0%	1	12.5%	8	100%
18/09/2020	6	66.7%	3	33.3%	0	0.0%	0	0.0%	9	100%
25/09/2020	5	83.3%	1	16.7%	0	0.0%	0	0.0%	6	100%
02/10/2020	6	100.0%	0	0.0%	0	0.0%	0	0.0%	6	100%
09/10/2020	5	71.4%	0	0.0%	0	0.0%	2	28.6%	7	100%
16/10/2020	24	88.9%	1	3.7%	0	0.0%	2	7.4%	27	100%
23/10/2020	33	71.7%	8	17.4%	0	0.0%	5	10.9%	46	100%
30/10/2020	60	75.0%	13	16.3%	1	1.3%	6	7.5%	80	100%
06/11/2020	58	69.0%	19	22.6%	0	0.0%	7	8.3%	84	100%
13/11/2020	55	60.4%	30	33.0%	0	0.0%	6	6.6%	91	100%
20/11/2020	72	67.9%	24	22.6%	0	0.0%	10	9.4%	106	100%
27/11/2020	43	56.6%	26	34.2%	0	0.0%	7	9.2%	76	100%
04/12/2020	48	57.8%	29	34.9%	0	0.0%	6	7.2%	83	100%
11/12/2020	61	70.9%	24	27.9%	0	0.0%	1	1.2%	86	100%
Year-to-date (week 1-49) Total	949	59.5%	530	33.2%	9	0.6%	106	6.6%	1,594	100%

¹Includes deaths in care homes only. Care home residents who have died in a different location will be counted elsewhere in this table.

Note: Statistics for the full year are available in the [accompanying spread sheet](#)

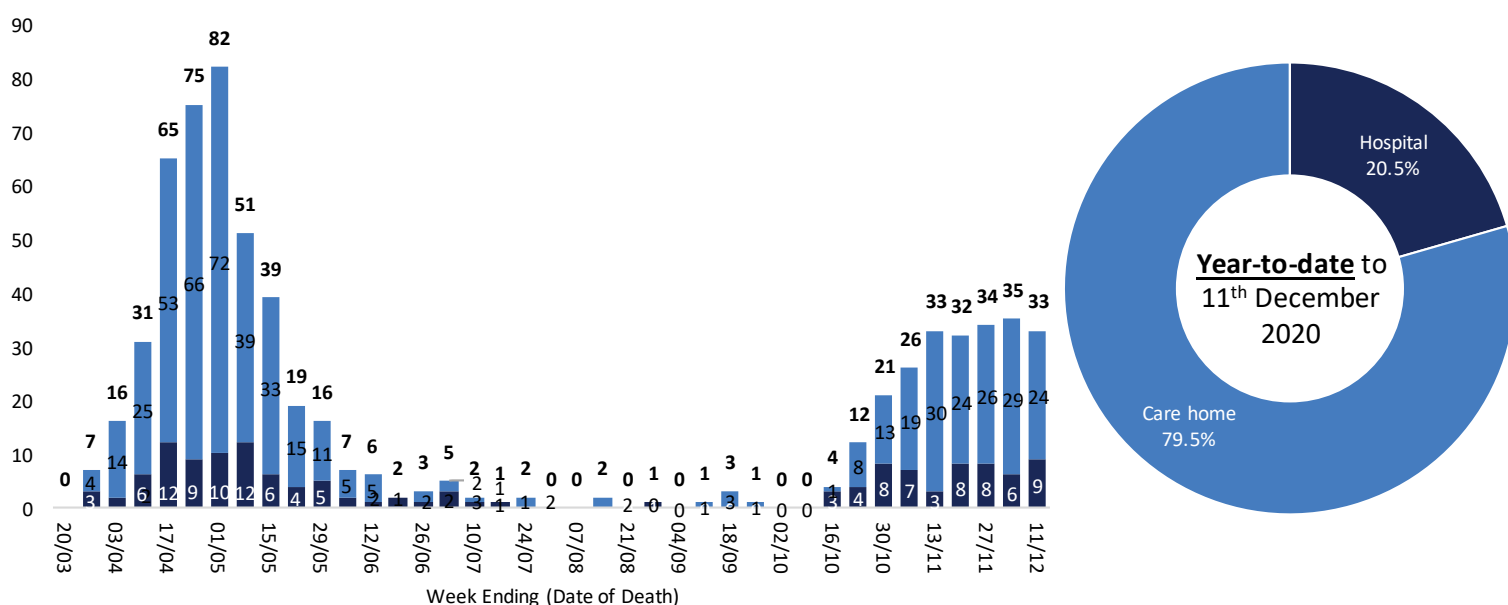
Covid-19 deaths of care home residents by place of death

This section refers to deaths of care home residents, where either (a) the death occurred in a care home, or (b) the death occurred elsewhere but the place of usual residence of the deceased was recorded as a care home. The statistics will not capture those cases where a care home resident died in hospital or another location and the usual address recorded on their death certificate is not a care home. In relation to part (b) of this definition, no assumptions can be made about where or when the deceased contracted Covid-19 (and all figures include probable or suspect cases).

Based on the definition above, there have been 667 deaths of care home residents involving Covid-19 in the year to date to 11th December 2020, which is 41.8% of all COVID-19 related deaths. Of the 667 deaths, 79.5% (530) occurred in a care home, with the remaining 137 occurring in hospital (Figure 9).

Of the total deaths involving Covid-19 which occurred in hospital (949) (Table 3), 14.4% (137) were accounted for by care home residents. (Further information in Table 9 of [accompanying spreadsheet](#))

Figure 9: Care home residents: Covid-19 deaths occurring by place of death, weekly and year-to-date 2020



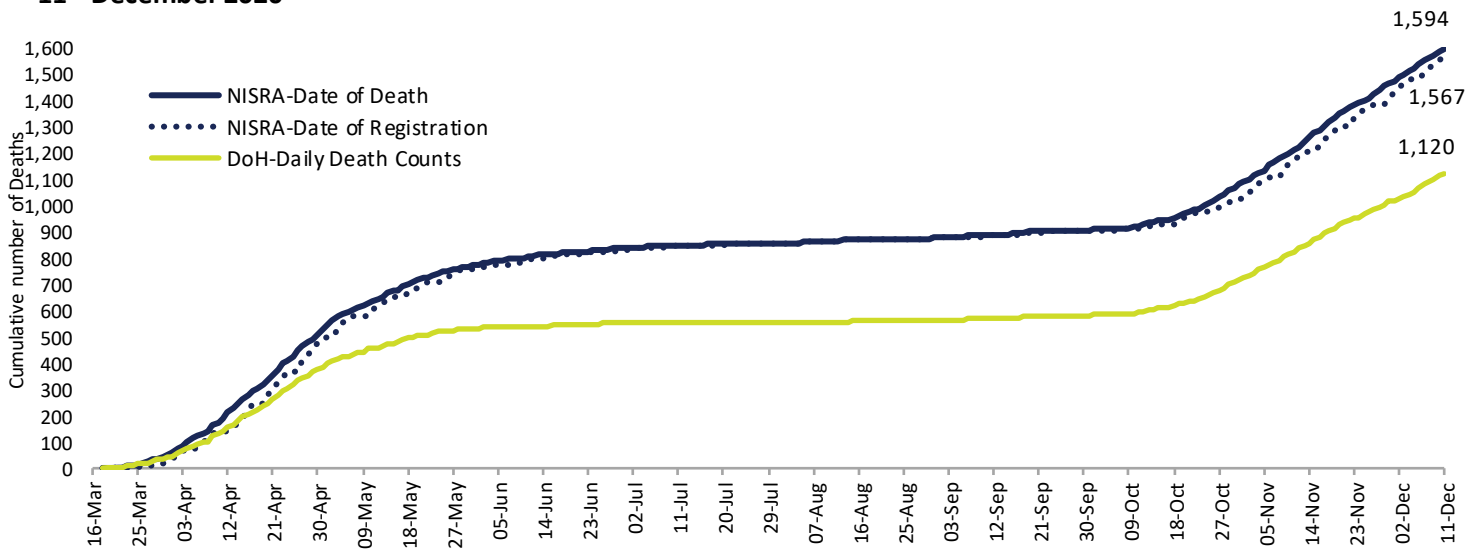
Differences between NISRA's death registration statistics and the Department of Health's daily statistics

- The **daily Northern Ireland Government updates** provided by the Department of Health (DoH) (<https://www.health-ni.gov.uk/news>) count the number of deaths reported by health trusts, where the deceased had a positive test for Covid-19 and died within 28 days, whether or not Covid-19 was the cause of death. DoH figures will not capture all deaths that do not meet this definition. These data are important because they are available earlier, and therefore give a quicker indication of what is happening day by day and are broadly comparable with the figures released daily in other parts of the United Kingdom (UK). The DoH **reported 1,120 deaths associated with Covid-19 by 11th December 2020**. This figure includes revisions up to 16th December to account for delayed notifications. Responsibility for reporting the daily updates moved from the Public Health Agency (PHA) to the DoH on 19th April.
- NISRA weekly provisional death statistics, which are based on death registration information collected by the General Register Office, count all deaths where Covid-19 was mentioned on the death certificate by the doctor who certified the death, whether or not Covid-19 was the primary underlying cause of death. The figures include cases where the doctor noted that there was suspected or probable coronavirus infection involved in the death. As a result the weekly totals will usually be higher than the relevant daily figures - because the DOH daily updates only include those who have tested positive for the virus. The NISRA figures include all deaths that occur outside hospital and are comparable with weekly statistics produced by the Office for National Statistics and National Records Scotland. **NISRA figures published today show the total number of Covid-19 related deaths registered by 11th December was 1,567**. Deaths statistics based on date of registration will be subject to only minimal change.
- By analysing the registration based data using the **date the death occurred** (rather than date of registration with the General Register Office), the statistics show that **1,594 deaths associated with Covid-19 had occurred by 11th December**. This figure is based on deaths registered up to 16th December 2020 and is the most appropriate figure to use to understand additional deaths beyond those reported via the DoH daily bulletin. However it is also subject to ongoing change as not all deaths which occurred by 11th December 2020 will have been registered at the time of publishing these statistics.
- NISRA separately publishes the Registrar General Quarterly Report, provisional figures for which are available up to September 2020 and which include cause of death information. These show that the total number of deaths registered in calendar year to 30th September 2020, with an underlying cause of death of Covid-19 was 808. In comparison, the weekly death statistics, which count the number of deaths where Covid-19 was mentioned on the death certificate, reported that in the same period there had been 902 deaths registered involving Covid-19. This means that Covid-19 was the underlying, primary cause of death in 89.6 percent of all deaths which mentioned Covid-19 on the death certificate.

Figure 10 below graphically demonstrates the cumulative number of deaths involving Covid-19 in Northern Ireland using different data sources up to 11th December 2020.

The latest NISRA figures show that, by 11th December 2020, 1,594 deaths had occurred involving Covid-19, based on registrations up to 16th December 2020. DoH figures available for the same period show a total of 1,120 deaths.

Figure 10: Cumulative number of deaths involving COVID-19 in Northern Ireland using different data sources up to 11th December 2020¹



¹ Responsibility for reporting daily figures moved from the PHA to the Department of Health on 19th April. These figures are based on deaths that occurred up to 11th December and include revisions up to 16th December, to account for delayed notifications.

Links to relevant publications

Deaths registered weekly in England & Wales

<https://www.ons.gov.uk/peoplepopulationandcommunity/birthsdeathsandmarriages/deaths>

Weekly Data on Deaths Registered in Scotland

<https://www.nrscotland.gov.uk/statistics-and-data/statistics/statistics-by-theme/vital-events/general-publications/weekly-and-monthly-data-on-births-and-deaths-registered-in-scotland>

Vital statistics (Central Statistics Office, Ireland)

<https://www.cso.ie/en/statistics/birthsdeathsandmarriages/>

Northern Ireland Department of Health daily Covid-19 figures

<https://www.health-ni.gov.uk/news> and [daily dashboard](#)

Number of coronavirus (Covid-19) cases and risk in the UK

<https://www.gov.uk/guidance/coronavirus-covid-19-information-for-the-public>

Covid-19 Health Surveillance Monitor (Ireland)

<https://www.gov.ie/en/service/0039bc-view-the-covid-19-coronavirus-dashboard-showing-the-latest-stats-and/>

List of Tables

Data accompanying this bulletin are available from the [NISRA website](#) in Excel format. The spread sheet includes the following tables.

Table 1: Deaths registered each week in Northern Ireland, 2020

Table 2: Deaths registered each week in Northern Ireland, age by sex, 2020

Table 3: Deaths registered in Northern Ireland, by Local Government District (LGD), 2020

Table 4: Deaths registered in Northern Ireland, by place of death, 2020

Table 5: Covid-19 related deaths registered each week in Northern Ireland, age by sex, 2020

Table 6: Covid-19 related deaths registered in Northern Ireland, by Local Government District (LGD), 2020

Table 7: Covid-19 related deaths registered in Northern Ireland, by place of death, 2020

Table 8: Covid-19 related care home deaths registered in Northern Ireland, by Local Government District (LGD), 2020

Table 9: Covid-19 related deaths registered by date and place of death in Northern Ireland, 2020

Table 10: Covid-19 related death occurrences by week of death in Northern Ireland, 2020

Table 11: Covid-19 related death occurrences in Northern Ireland, by week of death and place of death, 2020

Table 12: Covid-19 related deaths of care home residents in Northern Ireland, by place of death

Table 13: Covid-19 related deaths: occurrences by date and place of death in Northern Ireland, 2020

Contact Details

We welcome feedback from users, please contact

NISRA Vital Statistics,

Northern Ireland Statistics and Research Agency,

Colby House,

Stranmillis Court,

Belfast BT9 5RR

E-mail: demography@nisra.gov.uk

Telephone: +44 (0)300 200 7836

Twitter: [@NISRA](#)

<https://www.nisra.gov.uk/statistics>

Next publication (tables only): **23th December 2020**

This is a National Statistics publication.

National Statistics are produced to high professional standards set out in the [Code of Practice for Official Statistics](#). They are produced free from any political interference.

The UK Statistics Authority has designated these statistics as National Statistics, in accordance with the Statistics and Registration Service Act 2007 and signifying compliance with the Code of Practice for Official Statistics.

Designation can be broadly interpreted to mean that the statistics:

- meet identified user needs
- are well explained and readily accessible
- are produced according to sound methods
- are managed impartially and objectively in the public interest

Once statistics have been designated as National Statistics it is a statutory requirement that the Code of Practice shall continue to be observed.