



PUBLIC PROSECUTION SERVICE FOR NORTHERN IRELAND

Statistical Bulletin:
Cases Involving Hate Crime 2020/21



1 April 2020 to 31 March 2021

Contents

- Introduction..... 1
 - The Public Prosecution Service 1
 - Hate Crime 2
 - PSNI: Cases involving hate crime 2
 - PPS: Cases considered by a prosecutor to have involved hate crime which was ‘aggravated by hostility’ 2
 - About this Bulletin..... 3
 - COVID 19 Pandemic 4
 - Part One:..... 6
 - Cases Involving Hate Crime Submitted by the PSNI Summary of Key Points 6
 - Files Received from Police by PPS Region / Function (Table 1) 7
 - Files Received by Offence Classification (Table 2) 7
 - Prosecutorial Decisions Issued by Decision Type (Table 3) 8
 - Reasons for No Prosecution (Table 4) 8
 - Defendants Dealt with in the Crown Court by Outcome (Table 5)..... 8
 - Defendants Dealt with in the Magistrates’ and Youth Courts by Outcome (Table 6)..... 8
- Part One: Cases Involving Hate Crime Submitted by the PSNI - Tables..... 10
 - Table 1: Cases Involving Hate Crime - Files Received from Police by PPS Region / Function 2019/20 and 2020/21 11
 - Table 2: Cases Involving Hate Crime - Files Received from Police by Offence Classification 2019/20 and 2020/21 12
 - Table 3: Cases Involving Hate Crime – Prosecutorial Decisions Issued by Decision Type 13
 - Table 4: Cases Involving Hate Crime - Reasons for No Prosecution 14
 - Table 5: Cases Involving Hate Crime - Defendants Dealt with in the Crown Court by Outcome 15
 - Table 6: Cases Involving Hate Crime - Defendants Dealt with in the Magistrates’ and Youth Courts by Outcome 16
- Part Two: 17
 - Cases Considered by a PPS Prosecutor to have Involved Hate Crime which was ‘Aggravated by Hostility’ 17
 - Summary of Key Points..... 18
 - Prosecutorial Decisions Issued by Decision Type (Table 7) 18
 - Reasons for No Prosecution (Table 8)..... 18
 - Defendants Dealt with in the Crown Court by Outcome (Table 9)..... 18
 - Defendants Dealt with in the Magistrates’ and Youth Courts by Outcome (Table 10)..... 19
- Part Two: Cases Considered by a PPS Prosecutor to have Involved Hate Crime which was ‘Aggravated by Hostility’ - Tables..... 20
 - Table 7: Cases Considered by a Prosecutor to have involved Hate Crime which was ‘Aggravated by Hostility’ – Prosecutorial Decisions Issued by Decision Type 21
 - Table 8: Cases Considered by a Prosecutor to have Involved Hate Crime which was Aggravated by Hostility’ - Reasons for No Prosecution 2019/20 and 2020/21 22
 - Table 9: Cases Considered by a Prosecutor to have Involved Hate Crime which was ‘Aggravated by Hostility’ - Defendants Dealt with in the Crown Court by

Outcome	23
Table 10: Cases Considered by a Prosecutor to have Involved Hate Crime which was 'Aggravated by Hostility' - Defendants Dealt with in the Magistrates' and Youth Courts by Outcome	24
Explanatory Notes	25
Tables 1 - 6	25
Cases Involving Hate Crime – Definitions Applied	25
Tables 7 - 10	26
Cases Considered by a Prosecutor to have Involved Hate Crime which was 'Aggravated by Hostility' – Definitions Applied	26
Tables 1 - 2	27
Table 3 / Table 7	28
Table 4 / Table 8	28
Table 5 / Table 9	29
Table 6 / Table 10	29
Tables 5 and 6 / Tables 9 and 10	30
User Information	30
Data sources and validations	30
Rounding conventions	30
Disclosure control	30
Official Statistics	31
Future publications	31
Copyright	31

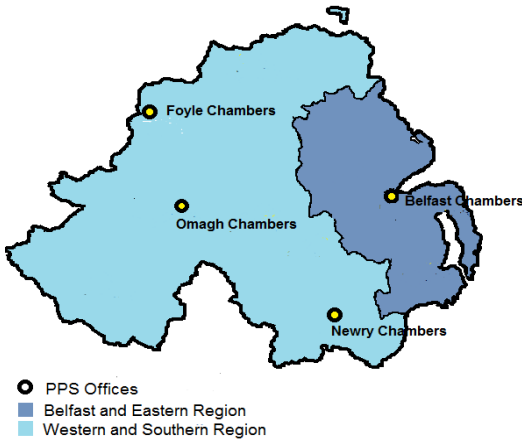
Introduction

The Public Prosecution Service

The Public Prosecution Service for Northern Ireland (PPS), which is headed by the Director of Public Prosecutions, is the principal prosecuting authority in Northern Ireland. In addition to taking decisions as to prosecution in cases investigated by the police, it also considers cases investigated by other statutory authorities, such as HM Revenue and Customs.

The primary role of the PPS is to reach decisions to prosecute or not to prosecute and to have responsibility for the conduct of criminal proceedings. A range of options is also available for dealing with offenders other than through prosecution. These options include cautions, informed warnings and youth conferencing. Prosecutors may also refer offenders to the National Driver Alertness Scheme or to a Community Restorative Justice Scheme.

PPS Regional Structure



The map above shows Northern Ireland with the two PPS regions. Each of the regions, Belfast and Eastern Region and Western and Southern Region, is headed by an Assistant Director (AD). The AD is responsible for working with the courts and the police to provide a high quality prosecution service in their area. The regions deal with a wide range of cases, from the less serious summary cases, which are heard in the Magistrates' Courts, through to more serious indictable cases which are heard in the Crown Court.

In addition there are four legal sections, based in PPS Headquarters, which are also headed at AD level. These are as follows:

- The Serious Crime Unit which deals with a range of the most serious offences

including murder, manslaughter, rape and other serious sexual offences, modern slavery, human trafficking and related offences;

- Central Casework Section which deals with some of the most high profile and difficult cases in Northern Ireland, including files relating to terrorism and organised crime;
- Fraud and Departmental Section which deals with serious and complex fraud files submitted by the police, as well as files from public bodies; and
- High Court and International Section which deals with a range of specialist legal matters (for example, High Court bail applications, extradition and appeals to the Court of Appeal).

Corporate Services is responsible for the organisation's support services such as Policy and Information, Finance, Resource Management, Communications and ICT, as well as the Victim and Witness Care Unit (VWCU).

Hate Crime

Two distinct definitions are applied in cases involving hate crime, as recorded by the Police Service of Northern Ireland (PSNI) and the PPS. These are outlined below.

PSNI: Cases involving hate crime

There is no statutory definition of 'hate crime'. In recording hate crime, the PSNI have adopted the definition for racially motivated crime recommended by the Stephen Lawrence Inquiry, namely: 'Any crime, which is perceived to be racist by the victim or any other person'.

PSNI apply the principles of this definition to record all types of hate crime, including those relating to:

- Racist incidents;
- Homophobic incidents (sexual orientation);
- Sectarian incidents;
- Faith / religious incidents (non-sectarian);
- Disability incidents; and
- Transphobic incidents.

PPS: Cases considered by a prosecutor to have involved hate crime which was 'aggravated by hostility'

While there is no statutory definition of hate crime, the law does provide for a

'statutory aggravating feature'. This is applied if, in the view of a prosecutor, this aspect of a case can be proved to the evidential standard; that is, beyond reasonable doubt. If a Judge accepts that this aspect of the case is proven beyond reasonable doubt, he/she must increase the sentence imposed.

The statutory aggravating feature is provided for by the Criminal Justice (No. 2) (Northern Ireland) Order 2004. The four statutory categories of aggravated offences are:

- Race;
- Religion;
- Sexual orientation; and
- Disability.

There is no statutory category of 'sectarian' or 'transphobic', corresponding to the PSNI definition of hate crime. Where applicable, offences motivated by sectarianism may be considered to be aggravated on the basis of either race or religion, depending on the circumstances of the case. It may be that some offences, which are considered in broad terms to be sectarian, do not fall within either statutory category of race or religion. In such situations the offence can still be prosecuted, but the legislation relating to the aggravation element will not apply.

As there is a requirement to satisfy the evidential standard, not all cases involving hate crimes will be considered by the PPS to be 'aggravated by hostility'. Additionally, cases may be identified by a prosecutor as being 'aggravated by hostility' which were not originally recorded by the PSNI as involving hate crime.

As the PSNI definition of hate crime is perception-based, even if there is insufficient evidence of the hostility element, it remains a hate crime. If there is a conviction for a substantive offence, it is a conviction for a hate crime.

The accompanying explanatory notes (see pages 25-27) provide more detail in respect of the definitions outlined above.

About this Bulletin

This bulletin is set out in two parts:

- In Part One, Tables 1 – 6 present key statistics in relation to cases involving hate crime submitted to the PPS by the PSNI.

- In Part Two, Tables 7 - 10 present key statistics in relation to cases considered by a prosecutor to have involved hate crime which was 'aggravated by hostility'.

The statistical information provided in this bulletin includes caseloads, prosecutorial decisions and the outcomes of prosecutions at court. Figures are provided for the full 2020/21 financial year (i.e. 1 April 2020 to 31 March 2021) and include comparisons with the equivalent period in 2019/20.

Users will wish to note that, due to data quality concerns identified since the publication of the 2018/19 statistics, the publication of figures in respect of defendants whose cases were presented in court as 'aggravated by hostility' is currently suspended. These figures are not included within this release. Figures on the number of defendants who are recorded as having received an enhanced sentence are included as normal.

COVID 19 Pandemic

Please note that the figures contained within this report reflect a period in which the impact of the COVID-19 pandemic was felt across the criminal justice system in Northern Ireland. For example, the 2020/21 financial year has seen reduced levels of crime generally, as evidenced by police recorded crime statistics. The volume of business carried out in the criminal courts has also been severely affected by the pandemic. During the early months of the emergency, all court business was restricted to only four main court 'hubs' in Belfast, Lisburn, Dungannon and Londonderry, with only urgent matters being dealt with. As a result, the PPS was constrained in terms of the numbers of new cases that could be listed in the Crown, Magistrates' and Youth Courts.

All statistics for the current financial year have been finalised. For further details, see 'User Information' on page 30.

In accordance with the Public Sector Bodies (Websites and Mobile Applications) (No.2) Accessibility Regulations 2018, we are working to improve the accessibility of our outputs. As a result, the format of tables has changed. There has been no change to the amount and type of data, only changes to its presentation.

If you have any feedback, questions or requests for further information about this bulletin, please contact us as follows:

Policy and Information Unit
Public Prosecution Service
Belfast Chambers
93 Chichester Street
Belfast BT1 3JR

Tel: 02890 897100

Deaf / hard of hearing (SMS): 07795 675528

Fax: 02890 897030

Email: info@ppsni.gov.uk

Website: www.ppsni.gov.uk

Part One:

Cases Involving Hate Crime Submitted by the PSNI

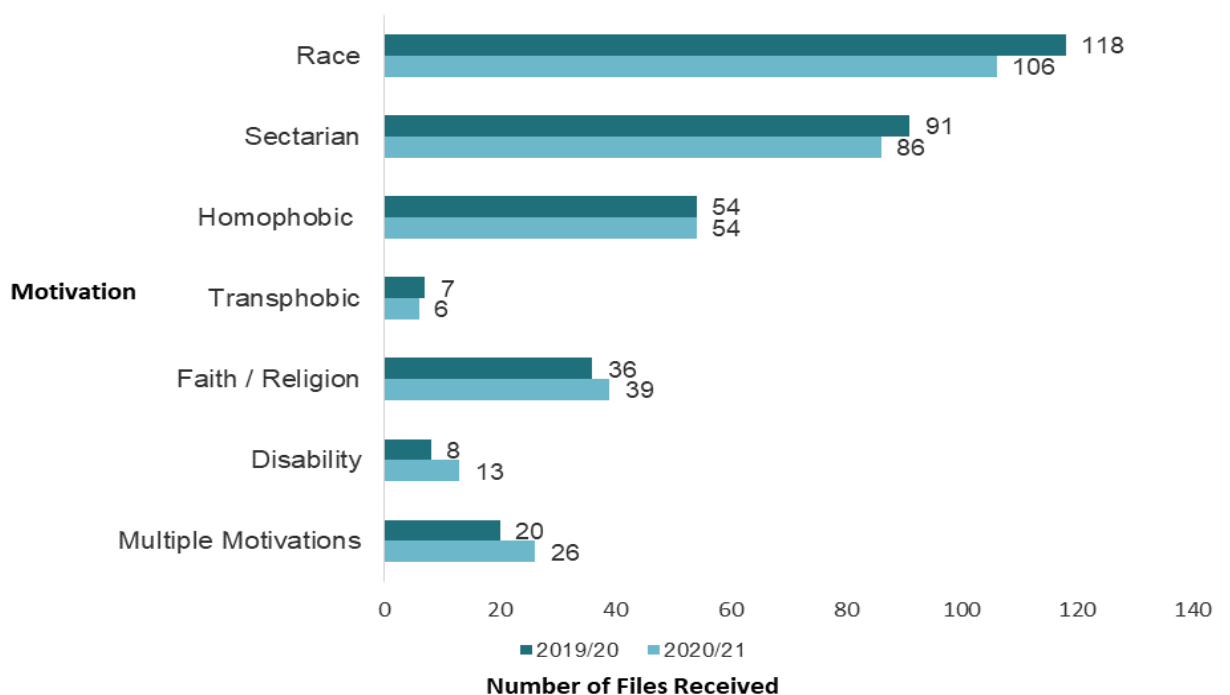
Summary of Key Points

Figures quoted are for the financial year, 1 April 2020 to 31 March 2021, unless otherwise stated. This summary should be read together with the explanatory notes provided (see pages 25 - 30).

Files Received from Police by PPS Region / Function (Table 1)

- During the 2020/21 financial year, the PPS received 330 files involving hate crime. This was a decrease of 4 on 2019/20 (334).
- Just under one-third (32.1%) of files received during 2020/21 related to racial crimes, a fall from 2019/20 (35.3%).
- There were reductions both in the number of files received related to racial crimes (down 12 to 106) and sectarian crimes (down 5 to 86).

Figure 1: Cases Involving Hate Crime: Files Received by Motivation Type 2019/20 and 2020/21



Files Received by Offence Classification (Table 2)

- During 2020/21, the majority of files received involving hate crime (64.2%) fell into one category, 'violence against the person'.

- Comparing 2019/20 with 2020/21, there was an increase in the number of files received within the 'violence against the person' category (from 201 to 212) while the number of files received within the 'Public order' category rose by 8 to 44.

Prosecutorial Decisions Issued by Decision Type (Table 3)

- During 2020/21, prosecutorial decisions were issued by the PPS in respect of 360 persons in cases involving hate crime. This was a decrease of 19.6% on the total issued during 2019/20 (448).
- The evidential Test for Prosecution was met in the majority of cases during 2020/21. Of the 360 persons for whom decisions were issued, 59.7% were issued with a decision for prosecution (183) or for diversion from the courts (32). This was slightly higher than in 2019/20 (56.5%).

Reasons for No Prosecution (Table 4)

- Of the 145 decisions for no prosecution issued during 2020/21, the vast majority (97.2%) did not pass the evidential test. The remaining 2.8% did not pass the public interest test.

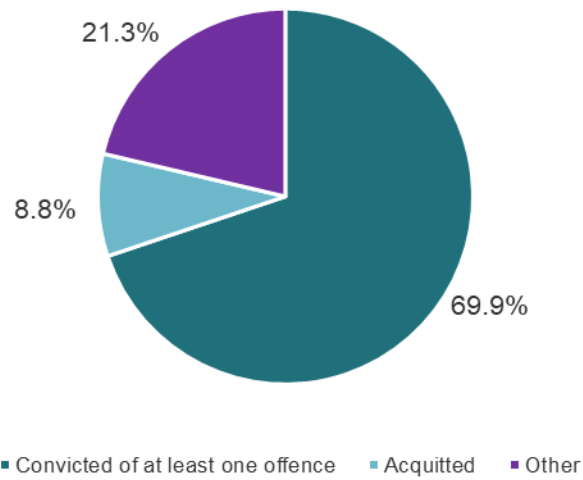
Defendants Dealt with in the Crown Court by Outcome (Table 5)

- During 2020/21, 7 defendants were dealt with in the Crown Court. This was a decrease of 1 on the 2019/20 financial year.
- Four of the 7 defendants dealt with during 2020/21 were convicted of at least one offence.

Defendants Dealt with in the Magistrates' and Youth Courts by Outcome (Table 6)

- A total of 136 defendants were dealt with in the Magistrates' and Youth Courts during 2020/21, a decrease of 80 on 2019/20 (216).
- Of the defendants dealt with during 2020/21, 69.9% were convicted of at least one offence. This is equal to the conviction rate of 69.9% during the previous year.

Figure 2: Cases Involving Hate Crime: Defendants Dealt With in the Magistrates' and Youth Courts 2020/21



'Other' Includes defendant deceased, withdrawal – all charges, bound over for not having shown cause, bound over where charge withdrawn, withdrawn due to diversionary route.

Part One:

Cases Involving Hate Crime Submitted by the PSNI - Tables

**Table 1: Cases Involving Hate Crime - Files Received from Police by PPS Region / Function¹
2019/20 and 2020/21**

Year	Motivation ²	Belfast and Eastern	Western and Southern	Serious Crime Unit	Headquarters ¹	All PPS (Number of files)
2020/21	Race	52	53	0	1	106
2020/21	Sectarian	46	40	0	0	86
2020/21	Homophobic	28	26	0	0	54
2020/21	Transphobic	5	1	0	0	6
2020/21	Faith Religion	21	18	0	0	39
2020/21	Disability	8	5	0	0	13
2020/21	Multiple Motivations	15	11	0	0	26
2020/21	All Files	175	154	0	1	330
2019/20	Race	79	38	1	0	118
2019/20	Sectarian	37	52	0	2	91
2019/20	Homophobic	27	27	0	0	54
2019/20	Transphobic	4	3	0	0	7
2019/20	Faith Religion	16	20	0	0	36
2019/20	Disability	2	6	0	0	8
2019/20	Multiple Motivations	13	7	0	0	20
2019/20	All Files	178	153	1	2	334
Change 2019/20 to 2020/21	Number	-3	1	-1	-1	-4
Change 2019/20 to 2020/21	Percentage Change%³	-1.7%	0.7%	N/A	N/A	-1.2%

¹ 'Headquarters' includes Central Casework Section and Fraud and Departmental Section.

² See explanatory notes, page 25.

³ Some percentage changes are stated as 'N/A' due to base number being too small to allow for the calculation of percentage.

**Table 2: Cases Involving Hate Crime - Files Received from Police by Offence Classification¹
2019/20 and 2020/21**

Year	Motivation ²	Violence against the person	Criminal damage	Public order	All other offence groups	All Offence Classifications (Number of files)
2020/21	Race	59	21	16	10	106
2020/21	Sectarian	47	9	20	10	86
2020/21	Homophobic	43	1	4	6	54
2020/21	Transphobic	6	0	0	0	6
2020/21	Faith Religion	30	6	1	2	39
2020/21	Disability	12	0	0	1	13
2020/21	Multiple Motivations	15	3	3	5	26
2020/21	All Files	212	40	44	34	330
2019/20	Race	81	19	6	12	118
2019/20	Sectarian	40	11	17	23	91
2019/20	Homophobic	38	6	5	5	54
2019/20	Transphobic	5	2	0	0	7
2019/20	Faith Religion	21	8	4	3	36
2019/20	Disability	2	1	2	3	8
2019/20	Multiple Motivations	14	2	2	2	20
2019/20	All Files	201	49	36	48	334
Change 2019/20 to 2020/21	Number	11	-9	8	-14	-4
Change 2019/20 to 2020/21	Percentage Change%³	5.5%	N/A	N/A	N/A	-1.2%

¹ See explanatory notes, page 27.

² See explanatory notes, page 25.

³ Some percentage changes are stated as 'N/A' due to base number being too small to allow for the calculation of percentage.

**Table 3: Cases Involving Hate Crime – Prosecutorial Decisions Issued by Decision Type¹
2019/20 and 2020/21**

Year	Motivation ²	Indictable Prosecution	Summary Prosecution	Diversion	No Prosecution	All Decisions Issued (Number of persons)
2020/21	Race	#	60	#	38	111
2020/21	Sectarian	#	41	#	35	95
2020/21	Homophobic	-	#	3	31	59
2020/21	Transphobic	0	6	0	3	9
2020/21	Faith Religion	3	24	0	22	49
2020/21	Disability	0	6	5	8	19
2020/21	Multiple Motivations	-	#	0	8	18
2020/21	All decisions	13	170	32	145	360
2019/20	Race	4	75	13	57	149
2019/20	Sectarian	6	53	11	66	136
2019/20	Homophobic	-	31	#	27	63
2019/20	Transphobic	0	-	0	#	6
2019/20	Faith Religion	-	#	0	23	46
2019/20	Disability	0	#	0	#	10
2019/20	Multiple Motivations	#	20	#	11	38
2019/20	All decisions	16	206	31	195	448
Change 2019/20 to 2020/21	Number	-3	-36	1	-50	-88
Change 2019/20 to 2020/21	Percentage Change%³	N/A	-17.5%	N/A	-25.6%	-19.6%

¹ See explanatory notes, page 28.

² See explanatory notes, page 25.

³ Some percentage changes are stated as 'N/A' due to base number being too small to allow for the calculation of percentage.

"-" refers to a count less than 3.

"#" refers to a number >=3 which has been suppressed to prevent disclosure of small numbers elsewhere

**Table 4: Cases Involving Hate Crime - Reasons for No Prosecution
2019/20 and 2020/21**

Year	Reason for no prosecution ¹	Number of persons (decisions issued)
2020/21	Did not pass the evidential test	141
2020/21	Did not pass the public interest test	4
2020/21	All no prosecution decisions	145
2019/20	Did not pass the evidential test	#
2019/20	Did not pass the public interest test	-
2019/20	All no prosecution decisions	195
Change 2019/20 to 2020/21	Number	-50
Change 2019/20 to 2020/21	Percentage Change%	-25.6%

¹ See explanatory notes, page 28.

"-" refers to a count less than 3.

"#" refers to a number >=3 which has been suppressed to prevent disclosure of small numbers elsewhere.

**Table 5: Cases Involving Hate Crime ¹ - Defendants Dealt with in the Crown Court by Outcome²
2019/20 and 2020/21**

Year	Motivation ³	Convicted of at least one offence ⁴	Acquitted	Other	All defendants (Number of persons)
2020/21	Race	0	0	0	0
2020/21	Sectarian	1	2	0	3
2020/21	Homophobic	2	0	0	2
2020/21	Transphobic	0	0	0	0
2020/21	Faith Religion	0	0	1	1
2020/21	Disability	0	0	0	0
2020/21	Multiple Motivations	1	0	0	1
2020/21	All defendants	4	2	1	7
2019/20	Race	0	0	0	0
2019/20	Sectarian	6	0	0	6
2019/20	Homophobic	0	0	0	0
2019/20	Transphobic	0	0	0	0
2019/20	Faith Religion	0	0	0	0
2019/20	Disability	0	0	0	0
2019/20	Multiple Motivations	2	0	0	2
2019/20	All defendants	8	0	0	8
Change 2019/20 to 2020/21	Number	-4	2	1	-1
Change 2019/20 to 2020/21	Percentage Change%⁵	N/A	N/A	N/A	N/A

¹ The data in the table reflect the overall outcome for the defendant. Some defendants may have been prosecuted for a mix of offences. In some instances a defendant with an outcome 'convicted of at least one offence' may have been acquitted of the hate motivated offence but convicted of another offence.

² See explanatory notes, page 29.

³ See explanatory notes, page 25.

⁴ Conviction rate percentages not calculated due to base numbers being too small.

⁵ Percentage changes stated as 'N/A' due to base numbers being too small to allow for the calculation of a percentage.

**Table 6: Cases Involving Hate Crime ¹ - Defendants Dealt with in the Magistrates' and Youth Courts by Outcome²
2019/20 and 2020/21**

Year	Motivation ³	Convicted of at least one offence	Acquitted	Other	All defendants (Number of persons)	Conviction Rate (%) ⁴
2020/21	Race	35	3	5	43	N/A
2020/21	Sectarian	23	3	13	39	N/A
2020/21	Homophobic	14	2	6	22	N/A
2020/21	Transphobic	2	1	0	3	N/A
2020/21	Faith Religion	9	3	1	13	N/A
2020/21	Disability	5	0	1	6	N/A
2020/21	Multiple Motivations	7	0	3	10	N/A
2020/21	All defendants	95	12	29	136	69.9%
2019/20	Race	60	9	6	75	N/A
2019/20	Sectarian	39	4	18	61	N/A
2019/20	Homophobic	17	5	7	29	N/A
2019/20	Transphobic	1	0	0	1	N/A
2019/20	Faith Religion	17	2	8	27	N/A
2019/20	Disability	5	1	1	7	N/A
2019/20	Multiple Motivations	12	0	4	16	N/A
2019/20	All defendants	151	21	44	216	69.9%
Change 2019/20 to 2020/21	Number	-56	-9	-15	-80	N/A
Change 2019/20 to 2020/21	Percentage Change%⁴	-37.1%	N/A	N/A	-37.0%	N/A

¹ The data in the table reflect the overall outcome for the defendant. Some defendants may have been prosecuted for a mix of offences. In some instances a defendant with an outcome 'convicted of at least one offence' may have been acquitted of the hate motivated offence but convicted of another offence.

² See explanatory notes, page 29.

³ See explanatory notes, page 25.

⁴ Some percentage changes and conviction rates stated as 'N/A' due to base numbers being too small to allow for the calculation of a percentage.

Part Two:

**Cases Considered by a PPS Prosecutor to
have Involved Hate Crime which was
'Aggravated by Hostility'**

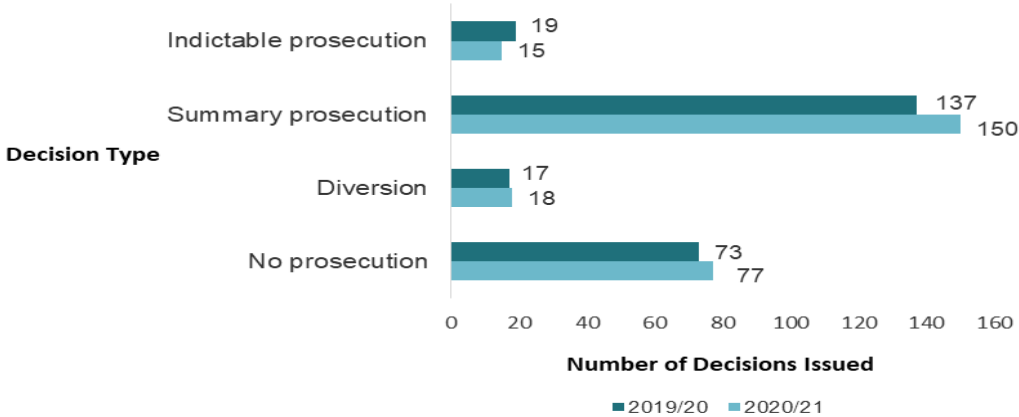
Summary of Key Points

Figures quoted are for the financial year, 1 April 2020 to 31 March 2021, unless otherwise stated. This summary should be read together with the explanatory notes provided (see pages 25 - 30).

Prosecutorial Decisions Issued by Decision Type (Table 7)

- During 2020/21, prosecutorial decisions were issued by the PPS in respect of 260 persons in cases considered to have involved hate crime which was 'aggravated by hostility'. This was 5.7% higher than the total issued during 2019/20 (246).
- The evidential Test for Prosecution was met in the majority of cases considered by prosecutors during 2020/21. Of the 260 persons for whom prosecutorial decisions were issued, just over seven-tenths (70.4%) were issued with a decision for prosecution (165) or for diversion from the courts (18). This was comparable to 2019/20 (70.3%).

Figure 3: Cases Considered by a PPS Prosecutor to have Involved Hate Crime which was 'Aggravated by Hostility': Number of Prosecutorial Decisions Issued by Type 2019/20 and 2020/21



Reasons for No Prosecution (Table 8)

- Of the 77 decisions issued for no prosecution during 2020/21, the vast majority did not pass the evidential test. The remainder did not pass the public interest test.

Defendants Dealt with in the Crown Court by Outcome (Table 9)

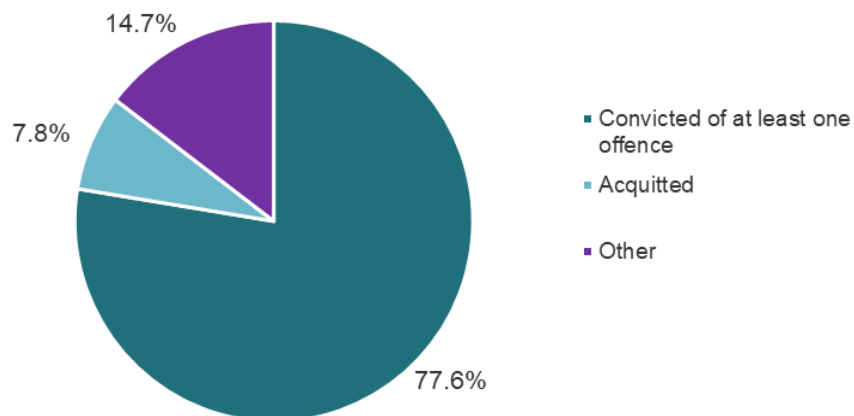
- During 2020/21, 6 defendants were dealt with in the Crown Court. This was a decrease of 7 on the 2019/20 financial year (13).

- Five of the six defendants were convicted of at least one offence.
- One of the five defendants convicted during 2020/21 was recorded as having received an enhanced sentence due to the aggravating feature of the offence(s) involved. This compared with 1 out of 11 in 2019/20.

Defendants Dealt with in the Magistrates' and Youth Courts by Outcome (Table 10)

- A total of 116 defendants were dealt with in the Magistrates' and Youth Courts during 2020/21, a 25.2% decrease on 2019/20 (155).
- The overall conviction rate was 77.6%, compared with 76.8% in 2019/20.
- Thirty-four (37.8%) of the 90 defendants convicted during 2020/21 were recorded as having received an enhanced sentence due to the aggravating feature of the offence(s) involved. This compared with 35 out of 119 (29.4%) in 2019/20.

Figure 4: Cases Considered by a PPS Prosecutor to have Involved Hate Crime which was 'Aggravated by Hostility': Defendants Dealt with in the Magistrates' and Youth Courts 2020/21



'Other' Includes defendant deceased, withdrawal – all charges, bound over for not having shown cause, bound over where charge withdrawn, withdrawn due to diversionary route.

Part Two:

Cases Considered by a PPS Prosecutor to have Involved Hate Crime which was 'Aggravated by Hostility' - Tables

**Table 7: Cases Considered by a Prosecutor to have involved Hate Crime which was ‘Aggravated by Hostility’ – Prosecutorial Decisions Issued by Decision Type¹
2019/20 and 2020/21**

Year	Aggravation Classification ²	Indictable Prosecution	Summary Prosecution	Diversion	No Prosecution	All Decisions Issued (Number of persons)
2020/21	Race	#	78	#	25	113
2020/21	Sexual Orientation	-	22	0	#	50
2020/21	Religion	10	39	7	19	75
2020/21	Disability	0	3	#	-	8
2020/21	Multiple Motivations	0	8	-	#	14
2020/21	All decisions	15	150	18	77	260
2019/20	Race	9	64	9	25	107
2019/20	Sexual Orientation	-	25	-	8	36
2019/20	Religion	#	38	#	40	92
2019/20	Disability	0	-	0	0	-
2019/20	Multiple Motivations	-	#	0	0	#
2019/20	All decisions	19	137	17	73	246
Change 2019/20 to 2020/21	Number	-4	13	1	4	14
Change 2019/20 to 2020/21	Percentage Change%³	N/A	9.5%	N/A	5.5%	5.7%

¹ See explanatory notes, page 28.

² See explanatory notes, page 26.

³ Some percentage changes are stated as 'N/A' due to base number being too small to allow for the calculation of percentage.

"-" refers to a count less than 3.

"#" refers to a number >=3 which has been suppressed to prevent disclosure of small numbers elsewhere.

Table 8: Cases Considered by a Prosecutor to have Involved Hate Crime which was ‘Aggravated by Hostility’ - Reasons for No Prosecution 2019/20 and 2020/21

Year	Reason for No Prosecution ¹	Number of persons (decisions issued)
2020/21	Did not pass the evidential test	#
2020/21	Did not pass the public interest test	-
2020/21	All no prosecution decisions	77
2019/20	Did not pass the evidential test	#
2019/20	Did not pass the public interest test	-
2019/20	All no prosecution decisions	73
Change 2019/20 to 2020/21	Number	4
Change 2019/20 to 2020/21	Percentage Change%	-5.5%

¹ See explanatory notes, page 28.

"-" refers to a count less than 3.

"#" refers to a number >=3 which has been suppressed to prevent disclosure of small numbers elsewhere.

**Table 9: Cases Considered by a Prosecutor to have Involved Hate Crime which was ‘Aggravated by Hostility’ - Defendants Dealt with in the Crown Court by Outcome¹
2019/20 and 2020/21**

Year	Aggravation Classification ²	Convicted of at least one offence ^{3,4,5}	Acquitted	Other	All defendants (Number of persons)
2020/21	Race	0	0	0	0
2020/21	Sexual Orientation	2	0	0	2
2020/21	Religion	2	0	1	3
2020/21	Disability	0	0	0	0
2020/21	Multiple Motivations	1	0	0	1
2020/21	All defendants	5	0	1	6
2019/20	Race	6	0	0	6
2019/20	Sexual Orientation	0	0	0	0
2019/20	Religion	5	2	0	7
2019/20	Disability	0	0	0	0
2019/20	Multiple Motivations	0	0	0	0
2019/20	All defendants	11	2	0	13
Change 2019/20 to 2020/21	Number	-6	-2	1	-7
Change 2019/20 to 2020/21	Percentage Change%⁶	N/A	N/A	N/A	N/A

¹ See explanatory notes, page 29.

² See explanatory notes, page 26.

³ Based on information recorded by the Northern Ireland Courts and Tribunals Service, during 2020/21 one defendant was convicted solely in respect of offences where there was no aggravating feature.

⁴ Based on information recorded by the Northern Ireland Courts and Tribunals Service, during 2020/21 one of the five defendants convicted received an enhanced sentence due to the aggravating feature of the offence(s) involved (see explanatory note, page 27).

⁵ Conviction rate percentages not calculated due to base numbers being too small.

⁶ Percentage changes stated as ‘N/A’ due to base numbers being too small to allow for the calculation of a percentage.

Table 10: Cases Considered by a Prosecutor to have Involved Hate Crime which was ‘Aggravated by Hostility’ - Defendants Dealt with in the Magistrates’ and Youth Courts by Outcome¹ 2019/20 and 2020/21

Year	Aggravation classification ²	Convicted of at least one offence ^{3,4}	Acquitted	Other	All defendants (Number of persons)	Conviction Rate (%) ⁵
2020/21	Race	46	2	5	53	N/A
2020/21	Sexual Orientation	11	2	3	16	N/A
2020/21	Religion	24	5	6	35	N/A
2020/21	Disability	1	0	2	3	N/A
2020/21	Multiple Motivations	8	0	1	9	N/A
2020/21	All defendants	90	9	17	116	77.6%
2019/20	Race	61	6	7	74	N/A
2019/20	Sexual Orientation	11	2	4	17	N/A
2019/20	Religion	35	4	13	52	N/A
2019/20	Disability	4	0	0	4	N/A
2019/20	Multiple Motivations	8	0	0	8	N/A
2019/20	All defendants	119	12	24	155	76.8%
Change 2019/20 to 2020/21	Number	-29	-3	-7	-39	N/A
Change 2019/20 to 2020/21	Percentage Change%⁵	-24.4%	N/A	N/A	-25.2%	N/A

¹ See explanatory notes, page 29.

² See explanatory notes, page 26.

³ Based on information recorded by the Northern Ireland Courts and Tribunals Service, during 2020/21 three defendants were convicted solely in respect of offences where there was no aggravating feature. Excluding these defendants, the overall conviction rate for 2020/21 was 75.0% (see explanatory note, page 26).

⁴ Based on information recorded by the Northern Ireland Courts and Tribunals Service, during 2020/21 34 of the 90 defendants convicted received an enhanced sentence due to the aggravating feature of the offence(s) involved (see explanatory note, page 27).

⁵ Some percentage changes and conviction rates stated as ‘N/A’ due to base numbers being too small to allow for the calculation of a percentage.

Explanatory Notes

Tables 1 - 6

Cases Involving Hate Crime – Definitions Applied

Tables 1 to 6 are based on cases submitted to the PPS which have been flagged by the Police as involving hate crime. As set out above, the PSNI have adopted the definition for racially motivated incidents recommended by the Stephen Lawrence Inquiry, namely, 'Any incident, which is perceived to be racist by the victim or any other person'. The PSNI apply the principles of this definition to record all types of hate crimes.

There are six types of hate crime as listed below:

Race

A racist crime is defined as any crime which is perceived to be racist by the victim or any other person. A racial group can be defined as a group of persons defined by reference to race, colour, nationality or ethnic or national origins (this includes UK National origins, i.e. Scottish, English, Welsh and Irish) and references to a person's racial group refer to any racial group into which he/she falls. Racial group includes the Irish Traveller community.

Sectarian

A sectarian crime is defined as any crime which is perceived to be sectarian by the victim or any other person. The term 'sectarian', whilst not clearly defined, is a term almost exclusively used in Northern Ireland to describe crimes of bigoted dislike or hatred of members of a different religious or political group. It is broadly accepted that within the Northern Ireland context an individual or group must be perceived to be Catholic or Protestant, Nationalist or Unionist, or Loyalist or Republican.

Homophobic

A homophobic crime is defined as any crime which is perceived to be homophobic by the victim or any other person. Homophobia can be defined as a fear or dislike directed towards lesbian, gay or bisexual people, or a fear or dislike directed towards their perceived lifestyle, culture or characteristics.

Transphobic

A transphobic crime is defined as any crime which is perceived to be transphobic by the victim or any other person. Gender should not be confused with sexual orientation. A transsexual is a person who has 'gender dysphoria' or dissatisfaction with his or her own birth gender. Transsexuals may be lesbian, gay, bisexual or heterosexual and may or may not consider a crime perpetrated against them to be homophobic.

Faith/Religious (non-sectarian)

A faith/religious crime is defined as any crime which is perceived to be based upon prejudice towards or hatred of the faith of the victim or so perceived by the victim or any other person. A faith or religious group can be defined as a group of persons defined by reference to religious belief or lack of religious belief. This would include Christians, Muslims, Hindus, Sikhs and different sects within a religion. It also includes people who hold no religious belief at all.

Disability

A disability related crime is defined as any crime which is perceived to be based upon prejudice towards or hatred of the victim because of their disability or so perceived by the victim or any other person. Disability can be defined as any physical or mental impairment which has a substantial and long-term adverse effect on a person's ability to carry out normal day to day activities.

A crime will be recorded as having a hate motivation where it meets at least one of the definitions provided above. However, some cases may have more than one motivation and are therefore recorded as having *multiple* motivations. This is to avoid double counting within the statistics.

Tables 7 - 10

Cases Considered by a Prosecutor to have Involved Hate Crime which was 'Aggravated by Hostility' – Definitions Applied

Offences aggravated by hostility are provided for by the Criminal Justice (No. 2) (Northern Ireland) Order 2004.

An offence is aggravated by hostility if:

- (a) At the time of committing the offence, or immediately before or after doing so, the offender demonstrates towards the victim of the offence hostility based on:
 - (i) The victim's membership (or presumed membership) of a racial group;
 - (ii) The victim's membership (or presumed membership) of a religious group;
 - (iii) The victim's membership (or presumed membership) of a sexual orientation group;
 - (iv) A disability or presumed disability of the victim; **or**

- (b) The offence is motivated (wholly or partly) by hostility towards:
 - (i) Members of a racial group based on their membership of that group;
 - (ii) Members of a religious group based on their membership of that group;
 - (iii) Members of a sexual orientation group based on their membership of that group;
 - (iv) Persons who have a disability or a particular disability.

The definitions applied in the legislation are as follows:

- 'Disability' means any physical or mental impairment.
- 'Membership', in relation to a racial, religious or sexual orientation group, includes association with members of that group.
- 'Presumed' means presumed by the offender.
- 'Racial group' has the same meaning as in the Racial Relations (Northern Ireland) Order 1997.
- 'Religious group' means a group of persons defined by reference to religious belief or lack of religious belief.
- 'Sexual orientation group' means a group of persons defined by reference to sexual orientation.

It should be noted that where there are multiple offences within an individual case, some offences may not in the view of the prosecutor have an aggravating feature.

Where there is sufficient evidence that an offence was aggravated by hostility, the PPS is required to ensure that the case is prosecuted and opened in court in accordance with the provisions of the Criminal Justice (No. 2) (Northern Ireland) Order 2004. This will apply in all cases of this type, unless there has been a change in circumstances, such as the unavailability of a key witness or other evidence.

If the Judge is satisfied that the aggravating element is proven, he/she must state so in open court and increase the sentence (i.e. over that which would otherwise have been imposed). Alternatively, if the court concludes that an offence was aggravated by hostility without it being opened by the prosecution in court, the Judge may state in open court that the offence was aggravated by hostility and increase the sentence accordingly.

As already noted, due to data quality concerns identified since the publication of the 2018/19 statistics, the publication of figures in respect of defendants whose cases were presented in court as 'aggravated by hostility' is currently suspended. These figures are not included within this release. Figures on the number of defendants who are recorded as having received an enhanced sentence are included as normal.

Tables 1 - 2

A file may refer to one or more individuals.

For Table 2 the Offence Classifications used are standardised across the criminal justice organisations in Northern Ireland. While current classifications continue to mirror the Home Office Recorded Crime Offence Categories, there may be some

variation in the offences included within each category. Therefore, data published on Recorded Crime Offence Groups prior to 2014 will not be directly comparable with the Offence Classification.

In January 2019 a review of Offence Classifications was undertaken to ensure continued alignment with Department of Justice Northern Ireland. As a result, some updates were made to the Offence Classifications and first implemented within *Statistical Bulletin: Cases Involving Hate Crime 2018/19*. Previously published figures for financial year 2017/18 were also revised in that bulletin to reflect these changes. It should be noted then that data published prior to 2017/18 will not be directly comparable with the updated Offence Classifications.

Files have been assigned to the respective categories on the basis of the 'primary' offence in each case at the time the file is submitted to PPS from police. The 'primary' offence is generally the most serious offence in terms of the potential penalties in law.

Table 3 / Table 7

More than one prosecutorial decision may be recorded against any individual within a case. Therefore 'type of decision' refers to the most serious decision issued, in the following order: Indictable prosecution; summary prosecution; diversion; and no prosecution. A number of types of prosecutorial decision are available to the prosecutor, as follows:

- *Indictable prosecution* applies in the more serious offences which may be heard in the Crown Court.
- *Summary prosecution* applies to cases which may be heard in the Magistrates' Courts.
- *A diversion* is a method of dealing with offenders that do not involve going through the courts. Diversionary options include cautions, informed warnings and youth conferences.
- *A decision for no prosecution* will be taken if the prosecutor decides that in any case being considered there is insufficient evidence or that it is not in the public interest to prosecute (see note regarding the Test for Prosecution below).

Table 4 / Table 8

Prosecutions are initiated where the prosecutor is satisfied that the Test for Prosecution is met. There are two aspects to the Test:

- a) Whether the evidence which can be offered in court is sufficient to provide a reasonable prospect of conviction (the evidential test); and
- b) Whether prosecution is required in the public interest (the public interest test).

Each of these stages must be separately considered, but a decision whether or not a prosecution is in the public interest can only arise when the evidential test has been satisfied.

Table 5 / Table 9

Includes all defendants dealt with in the Crown Court during the period, based on results data supplied by the Northern Ireland Courts and Tribunals Service (via the Causeway Data Sharing Mechanism). Proceedings in the Crown Court generally follow the issue of a decision by PPS to prosecute on indictment. The category 'acquitted' includes the following outcomes: acquittals, acquittals by direction, No Bills, no evidence offered – defendant acquitted, left on books, proceedings stayed, unfit to plead – but found that he/she did not do the act, no case to answer - granted. 'Other' Includes defendant deceased, withdrawal – all charges, bound over for not having shown cause, bound over where charge withdrawn, withdrawn due to diversionary route.

It should be noted that if an individual is involved in more than one case which is resulted during this period, they will be counted as a separate defendant on each occasion.

Table 6 / Table 10

Includes all defendants dealt with in the Magistrates' and Youth Courts during the period, based on results data supplied by the Northern Ireland Courts and Tribunals Service (via the Causeway Data Sharing Mechanism). Data reflect the number of persons where PPS has taken a decision to prosecute summarily; i.e. defendants against whom charges were withdrawn prior to decision are excluded. The category 'acquitted' includes the following outcomes: dismissed; no case to answer granted; and proceedings stayed. 'Other' includes: defendant deceased; withdrawal – all charges; bound over for not having shown cause; bound over where charge withdrawn; withdrawn due to diversionary route. Excludes persons returned for trial in the Crown Court.

It should be noted that if an individual is involved in more than one case which is resulted during this period, they will be counted as a separate defendant on each occasion.

Tables 5 and 6 / Tables 9 and 10

These data reflect the *overall* outcome for the defendant. Some defendants may have been prosecuted for a mix of offences. In some instances a defendant with an outcome 'convicted of at least one offence' may have been acquitted of the hate motivated / aggravated by hostility offence but convicted of another offence.

Conviction rates are calculated on the basis of the number of persons convicted as a percentage of all persons dealt with during the period.

User Information

Data sources and validations

The information presented in this bulletin is derived from the PPS Case Management System (CMS), the main operational system in use within the PPS. This is a 'live' system with data being input / updated on a daily basis.

It should be noted that the CMS is linked to the CJSNI's Causeway data sharing mechanism. The first phase of Causeway ('DSM 0'), introduced in 2005/06, allowed police to submit files to the PPS electronically. The most recent phase ('DSM 1') was launched at the end of November 2009 and broadened the portfolio of information shared electronically. The information supplied by police via Causeway includes details of cases involving hate crimes.

The information is extracted using Business Objects. It is then validated and quality assured to ensure that the data is reliable and robust for use. Any inconsistencies are reported back to operational staff or to the PPS Information and Communications Technology Branch. If required, any necessary amendments are then made to the data. It should be noted that the recording of hate crime is not quality assured by PPS. However audits and data quality checks are routinely conducted by PSNI.

All statistics for the current financial year have been finalised.

Rounding conventions

Percentages have been rounded to one decimal place and as a consequence some percentages may not sum to 100. Where a base number is less than 50, percentages are not provided.

Disclosure control

Where small numbers (less than 3) within the tables have the potential to disclose sensitive information, disclosure controls have been applied and numbers less than three have been suppressed (see notes to individual tables).

Official Statistics

These are 'Official Statistics' as defined in Section 6 of the Statistics and Registration Services Act 2007. Statisticians from the Northern Ireland Statistics and Research Agency are seconded to the PPS and are responsible for ensuring that the statistics produced comply with the Code of Practice for Official Statistics.

The PPS would value any feedback on this report and welcome recommendations on the future addition of data that may be of interest to readers. Contact details are provided overleaf.

Future publications

The next Statistical Bulletin on Hate Crime, covering the 2021/22 financial year (1 April 2021 to 31 March 2022), will be published during August / September 2022.

Copyright

This publication, excluding logos, may be reproduced free of charge in any format or medium for research, private study or for internal circulation within an organisation. This is subject to it being reproduced accurately and not used in a misleading context. The material must be acknowledged as Crown copyright and the title of the publication specified.

**Policy and Information Unit
Public Prosecution Service
for Northern Ireland
Belfast Chambers
93 Chichester Street
Belfast BT1 3JR**

[Public Prosecution Service NI website](#)

This document is available in a range of alternative formats

Published: 16 September 2021

Investors in People

