

# Statistical Factsheet

## Employment Vacancies Notified to the Department for Communities – Quarter One 2021/22 Financial Year

**Date of Publication:**  
28 July 2021

**Frequency of Publication:**  
Quarterly

**Issued By:**  
Professional Services Unit  
Department for  
Communities  
Causeway Exchange  
1-7 Bedford Street  
Belfast  
BT2 7EG

**Public Enquires:**  
Professional Services Unit

**Statistician:**  
Philip McCurley  
(028) 90 515416

**Comments? Feedback is  
welcome- please contact  
us via email at:**  
[psu@communities-  
ni.gov.uk](mailto:psu@communities-ni.gov.uk)

**Internet:**  
[DfC Statistics and  
Research](#)

**Additional Material:**  
Statistical Tables  
Notes to Readers

This Statistical Factsheet, which is published three times a year (along with a more detailed annual bulletin), presents key information on employment vacancies which have been notified to the Department for Communities (DfC). The statistics presented here do not relate to the total unsatisfied demand for staff by employers, but to only those vacant positions that have been notified by employers to DfC.

In the first quarter (April to June) of the 2021/22 financial year there were 22,544 vacancies notified to DfC, an increase of 9,674 (75%) from the previous quarter (the fourth quarter of 2020/21). It should be noted that seasonality factors can affect vacancy trends. This period was also impacted by the coronavirus (COVID-19) pandemic with the economy reopening from restrictions.




**Standard Occupational Classification**  
**28%** of Vacancies are for 'Personal Service Occupation' positions e.g. healthcare and related services, childcare, hairdressers.

### Comparison with Previous Quarter

Quarter 4 2020/21 12,870 Vacancies

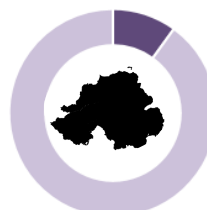
Quarter 1 2021/22 22,544 Vacancies

**Standard Industrial Classification**  
**24%** of Vacancies are for 'Other Service Activities' e.g. activities of membership organisations, hairdressing.



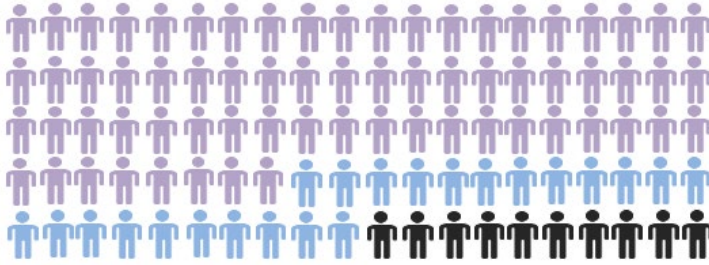
**Northern Ireland Multiple Deprivation Measure**  
**29%** of Vacancies are in the most deprived 20% of areas in Northern Ireland.

**Northern Ireland JobCentre/Jobs & Benefits Office**  
Shaftesbury Square J&BO had the highest number of notified vacancies, accounting for **10%** of the Northern Ireland total.



## Type of Vacancy

Of the 22,544 vacancies notified to DfC in quarter one (April to June) 2021/22:



15,285 are full-time vacancies (68%)

4,910 are part-time vacancies (22%)

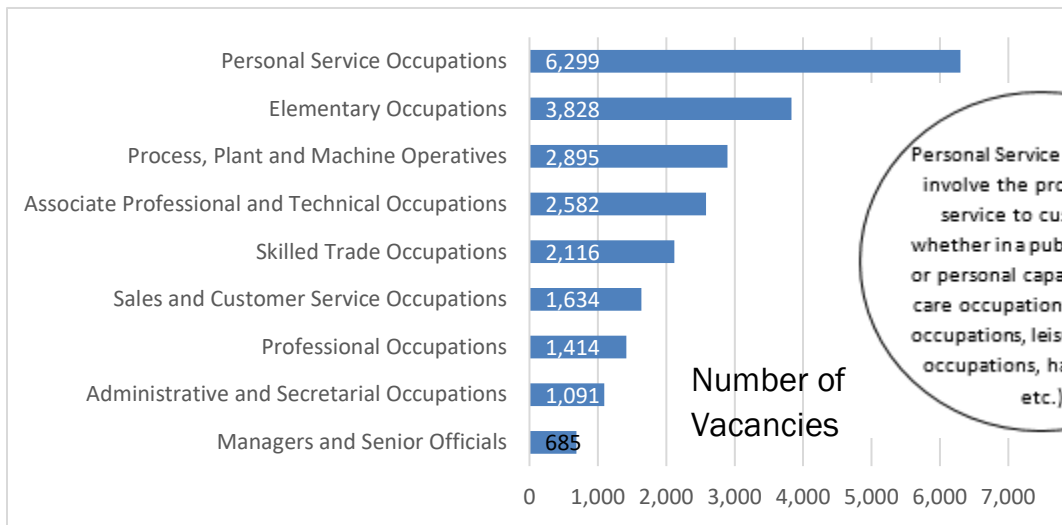
2,349 are casual vacancies (10%)

Note- Percentages may not sum to 100 due to rounding.

In Quarter One 2021/22, 68% of vacancies were full-time, while 22% relate to part-time and 10% representing casual vacancies. The proportionate breakdown has changed slightly from the previous quarter (Quarter four 2020/21) which recorded 70% full-time positions, 20% part-time and 10% casual.

## Standard Occupational Classification

The chart opposite presents the Standard Occupational Classification 2000 (SOC 2000), used to organise vacancies notified to DfC into job groups according to skill level and skill specialisation. Further information, including definitions, relating to the Standard Occupational Classification (2000) can be found in the Notes to Readers.

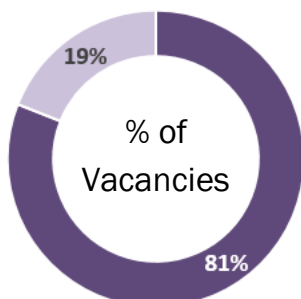


Personal Service Occupations involve the provision of a service to customers, whether in a public protective or personal capacity (health care occupations, childcare occupations, leisure & travel occupations, hairdressers etc.)

## Standard Industrial Classification

In this section the Standard Industrial Classification 2007 (SIC 2007) is used to organise vacancies notified to DfC by the type of economic activity in which they are engaged into twenty one categories. Vacancies are assigned the SIC 2007 code of the employer that notified them. Further information, including definitions, relating to the SIC 2007 can be found in the Notes to Readers.

The top 5 industrial classifications make up 81% (18,276) of the total number of vacancies notified in this quarter.



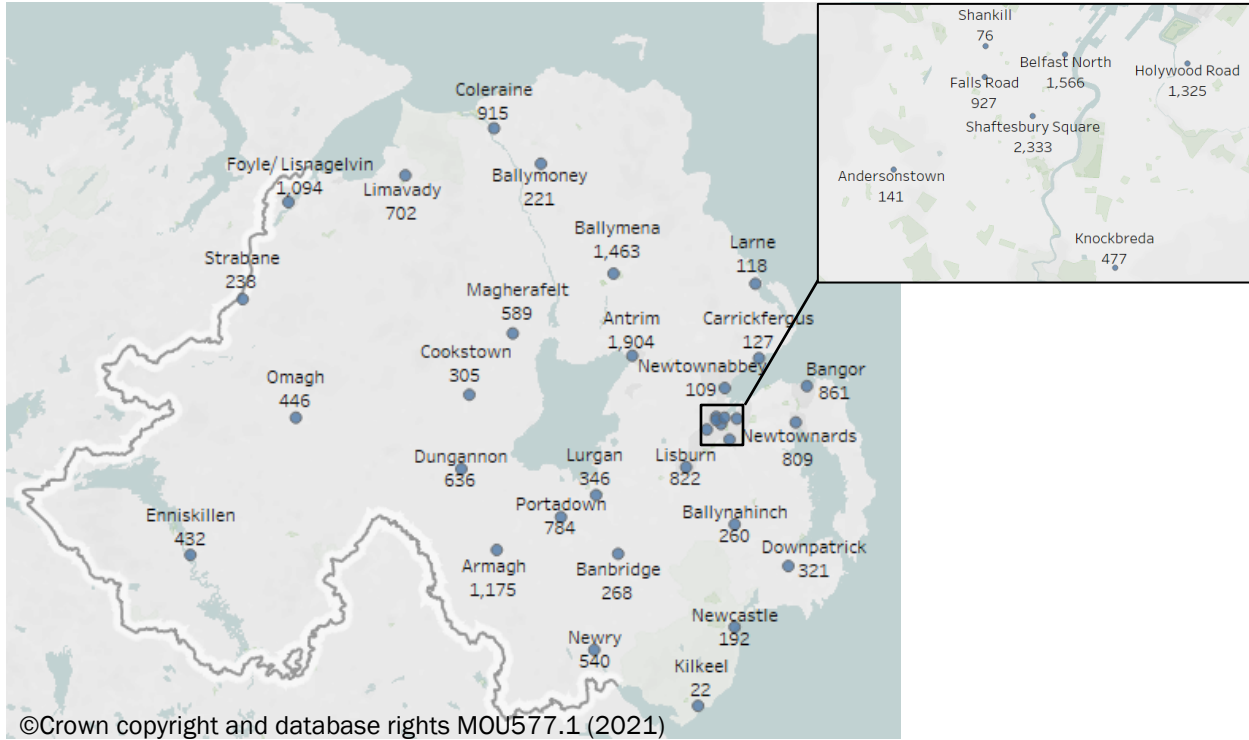
### Top 5 Categories

Other Services- 5,416  
 Administrative & Support Services- 5,008  
 Human Health & Social Work - 4,139  
 Manufacturing- 1,857  
 Accommodation and Food Services- 1,856

Other Service Activities include the activities of membership organisations, the repair of computers and personal and household goods and a variety of personal service activities not covered elsewhere (services such as washing of textiles, hairdressing etc.)

## Northern Ireland JobCentre / Jobs & Benefit Offices

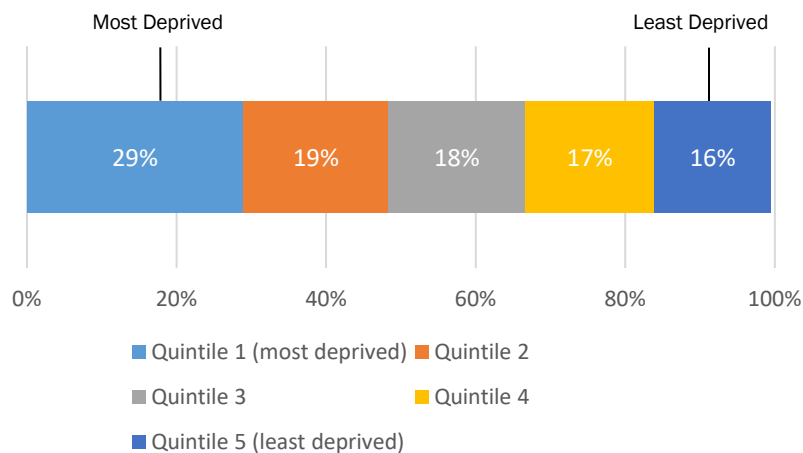
Notified vacancies are presented here by JC and J&BO which the employer account vacancy is assigned to. The purpose is not to rank JCs and J&BOs by the number of notified vacancies, but rather to gain an understanding of the spread of notified vacancies at a local level. Vacancies assigned to Lisnagelvin J&BO are coded under Foyle J&BO on Client Management System (CMS); they are therefore grouped together in this publication.



In the first quarter of the 2021/22 financial year the JCs and J&BOs with the largest numbers of vacancies were; Shaftesbury Square with 2,333 (10%), Antrim with 1,904 (8%), Belfast North with 1,566 (7%), Ballymena with 1,463 (6%) and Holywood Road with 1,325 (6%).

## Northern Ireland Multiple Deprivation Measure

The NI Deprivation Measure (2017) divides Northern Ireland into 890 super output areas. Each area is assigned a rank according to its level of deprivation, 1 being the most deprived and 890 the least. Further information on the Deprivation Measures can be found in the Notes to Readers.



In the first quarter of the 2021/22 financial year 29% of vacancies were listed in the 20% most deprived areas while 16% of vacancies were located in the 20% least deprived areas.