



Department for

# Communities

www.communities-ni.gov.uk

# Engagement in culture, arts and sport by adults in Northern Ireland

## Findings from the Continuous Household Survey 2018/19



Northern Ireland  
Statistics & Research Agency

Annual publication

Published: 30 May 2019

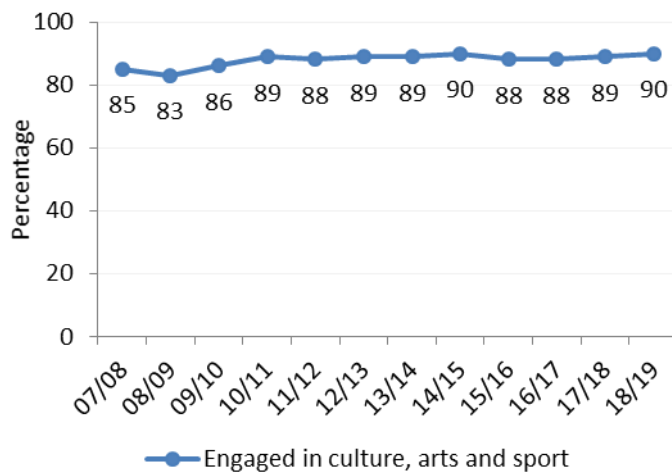
Coverage: Northern Ireland

## Main stories

- In 2018/19, nine out of every ten adults (90%) had engaged in some way with culture, arts and sport. The engagement rate was similar to that in 2017/18 (89%) and similar to comparable engagement rates since 2011/12.
- 87% of adults had engaged in culture and arts in 2018/19, similar to the engagement rate in 2017/18 (87%).
- In 2018/19, just over half of all adults (51%) had visited a museum or science centre within the last 12 months, an increase compared to 2017/18 (49%).

### Engaged in culture, arts and sport

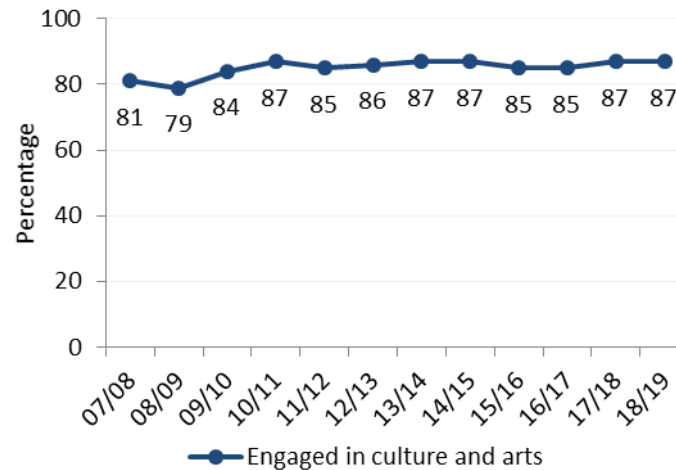
No change from last year's figure



In 2018/19, the proportion of adults engaging in culture, arts and sport was similar to that in the previous year.

### Engaged in culture and arts

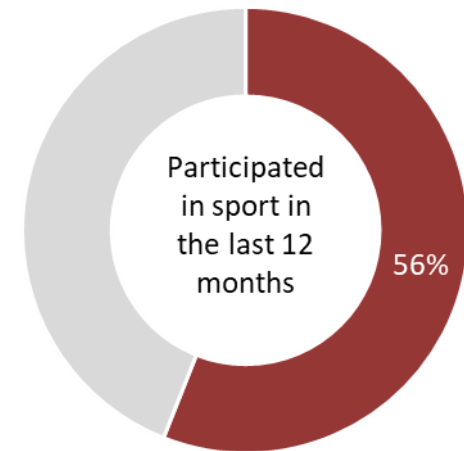
No change from last year's figure



There has been no change to the draft Programme for Government (PfG) indicator of engagement in culture and arts when compared with the previous year. This remains similar to the draft PfG baseline year (2014/15).

### Participated in sport

Increase from last year's figure



More than half of adults (56%) participated in sport within the previous year. This proportion represents an increase when compared with 2017/18.

# Contents

Page

Culture, arts and sport	4
Culture and arts	5
Arts	6
Libraries	7
Museums and PRONI	8
Sport	9
Heritage and volunteering	10
Definitions and technical notes	11
<b>Lead Statistician:</b> Iain Bryson <a href="mailto:ASU@communities-ni.gov.uk">ASU@communities-ni.gov.uk</a>  First published 30 May 2019	

## Introduction

Among other policy areas, the Department for Communities (DfC) is the lead department for arts and creativity, museums, libraries, public records, sports, heritage and volunteering. This bulletin provides headline analysis on these areas, a number of which are of particular relevance in informing cultural and arts activities as defined in the draft Programme for Government for Northern Ireland 2016-21.

Engagement in culture and arts includes:

- Engagement in the arts (includes both arts participation and arts attendance)
- Usage of the public library service
- Visits to museums and science centres
- Visits to the Public Record Office of Northern Ireland.

More detailed analysis will be provided over the coming months, including breakdowns by demographic groups and by area (urban/rural and deprivation).

### Continuous Household Survey

This report presents the findings from the 2018/19 Continuous Household Survey (CHS) in relation to engagement with culture, arts and sport in Northern Ireland. These findings are used to inform the development, monitoring and evaluation of policy. More information relating to the CHS, methodology, definitions and the interpretation of the figures can be found in the [Definitions and technical notes](#) section. Data tables are available in [Excel](#) and [ODS format](#). The questions that were asked in the CHS 2018/19 are available [here](#).

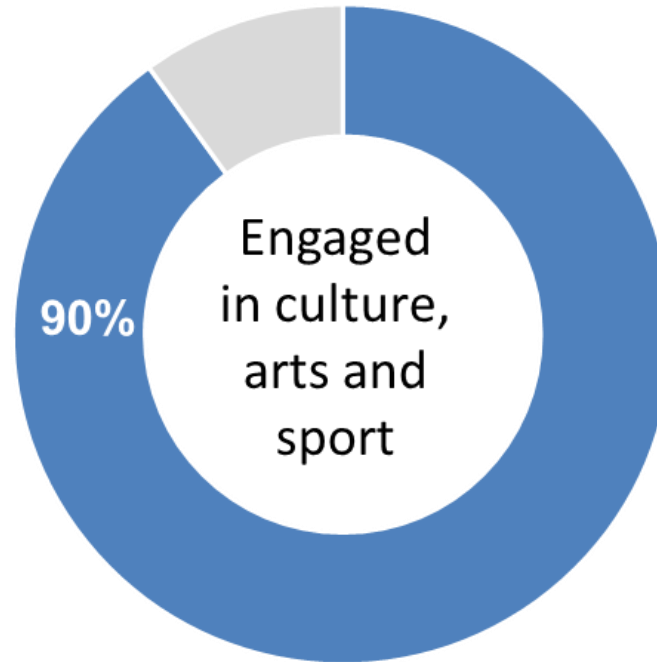
# Engagement in culture, arts and sport

Continuous Household Survey 2018/19



## Arts

Arts engagement  
**83%**



## Sports

Sports participation  
**56%**




## PRONI

Used PRONI services  
**5%**



## Museums

Visited a museum or science centre  
**51%**



## Libraries

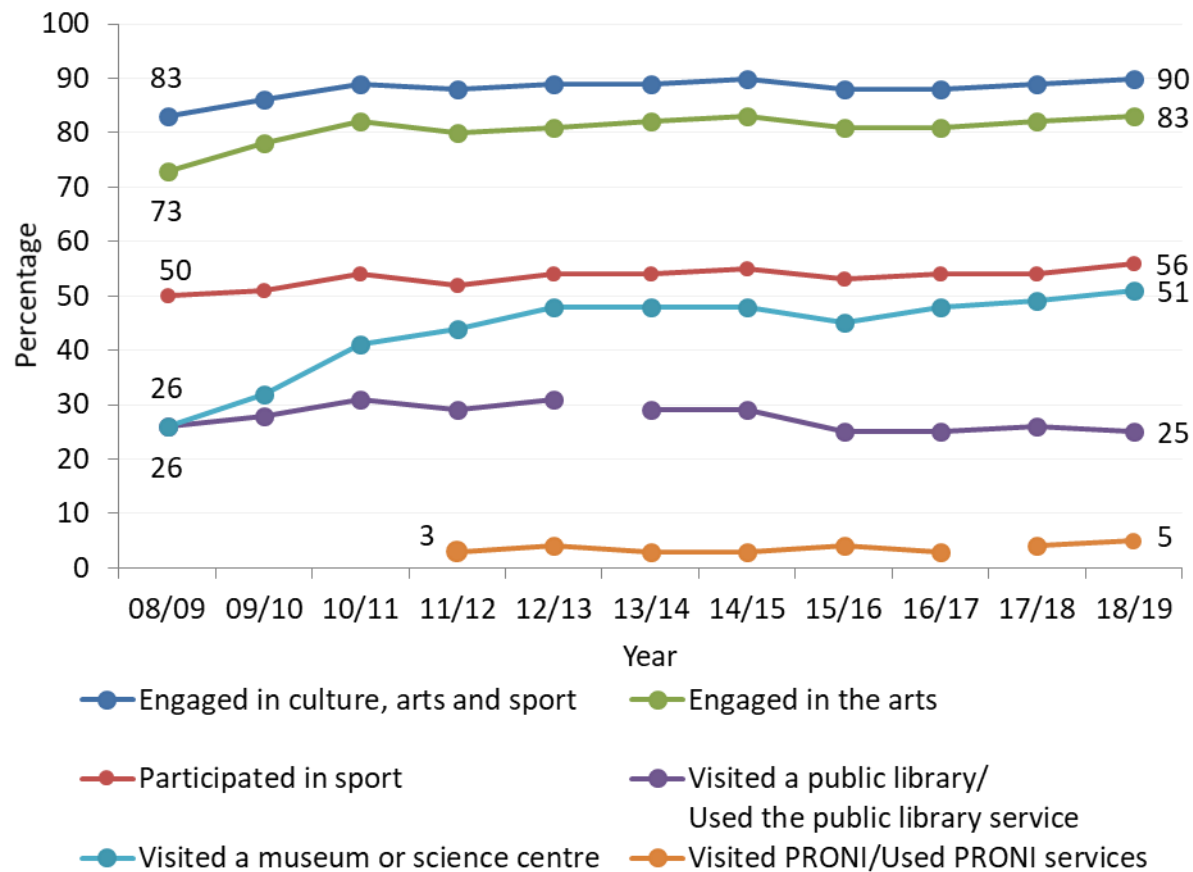
Used the public library service  
**25%**



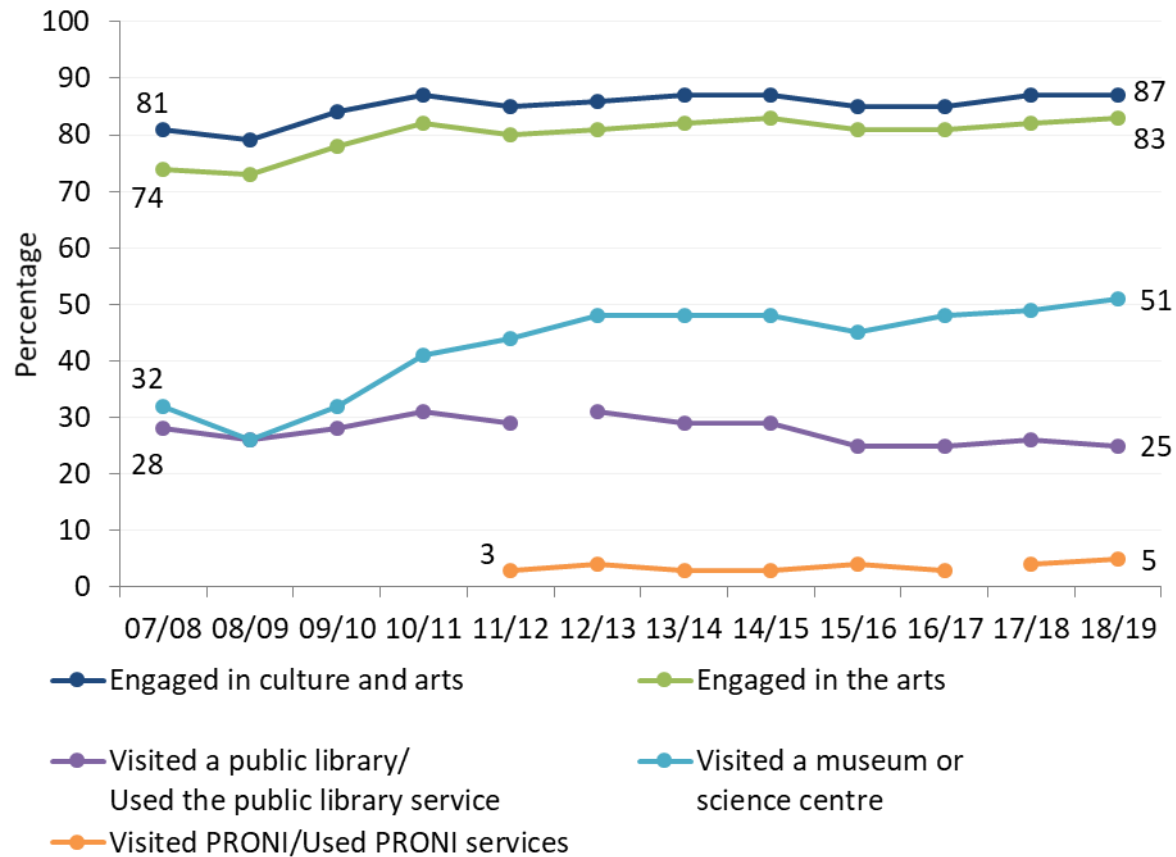
## Culture, arts and sport

Engagement with culture, arts and sport is defined as engaging in the arts, using the public library service, visiting museums or science centres, visiting PRONI or participating in sport.

In 2018/19, nine out of every ten adults (90%) had engaged in some way with culture, arts and sport. The engagement rate was unchanged when compared with 2017/18 and similar to comparable engagement rates since 2011/12.



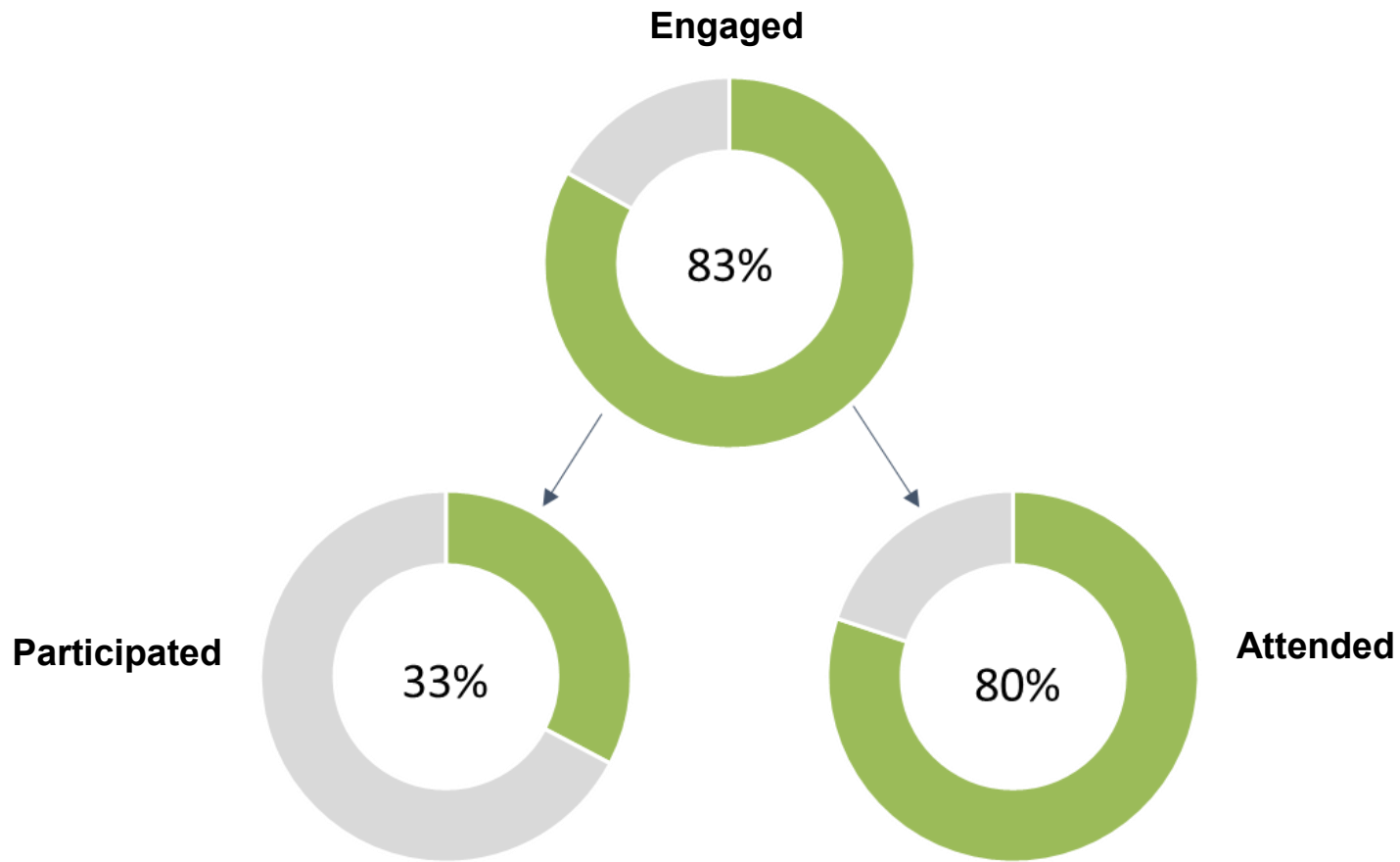
## Culture and arts



The draft Programme for Government (PfG) includes an indicator on engagement in cultural and arts activities. This engagement is defined as engaging with the arts, using the public library service, visiting a museum or science centre or visiting PRONI.

In 2018/19, 87% of adults had engaged in culture and arts. This is similar to the engagement rate in 2017/18 (87%) and shows no change on the draft PfG baseline year (2014/15).

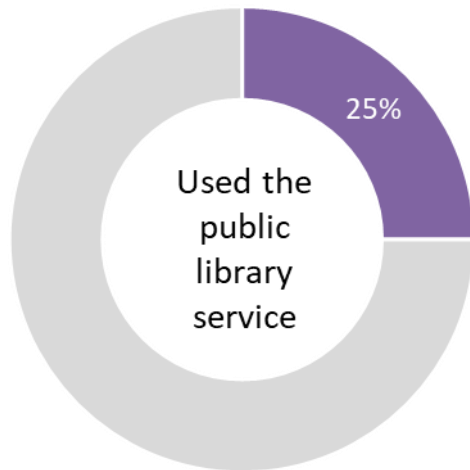
# Arts



In 2018/19, just over eight in every ten adults (83%) had engaged with the arts within the previous year. This represents no change when compared with the 2017/18 engagement rate and is consistent with the rates over the period from 2011/12.

A third of adults (33%) participated in arts activities within the last 12 months, while around eight out of every ten adults (80%) had attended an arts event. As with overall engagement rates, participation and attendance rates were unchanged when compared with 2017/18 and have remained fairly consistent since 2011/12.

# Libraries



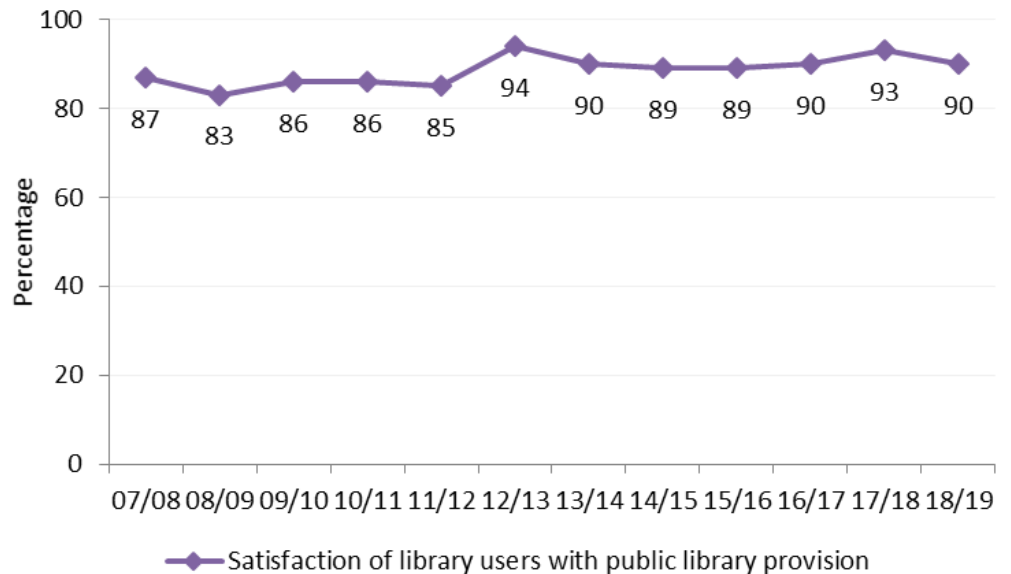
## Used the public library service

In 2018/19, a quarter of adults (25%) had used the public library service at least once within the last 12 months. This shows no change on the 2017/18 figure but is lower than the earliest comparable figure of 31% in 2012/13.

The Delivering Tomorrow’s Libraries policy document has a number of Public Library Standards associated with it. One of the standards is to increase by 3 percentage points, from 2012/13 baseline levels, the percentage of the adult population who have used the public library service at least once in the last 12 months. This target has not been met in 2018/19.

## Satisfaction with public library provision

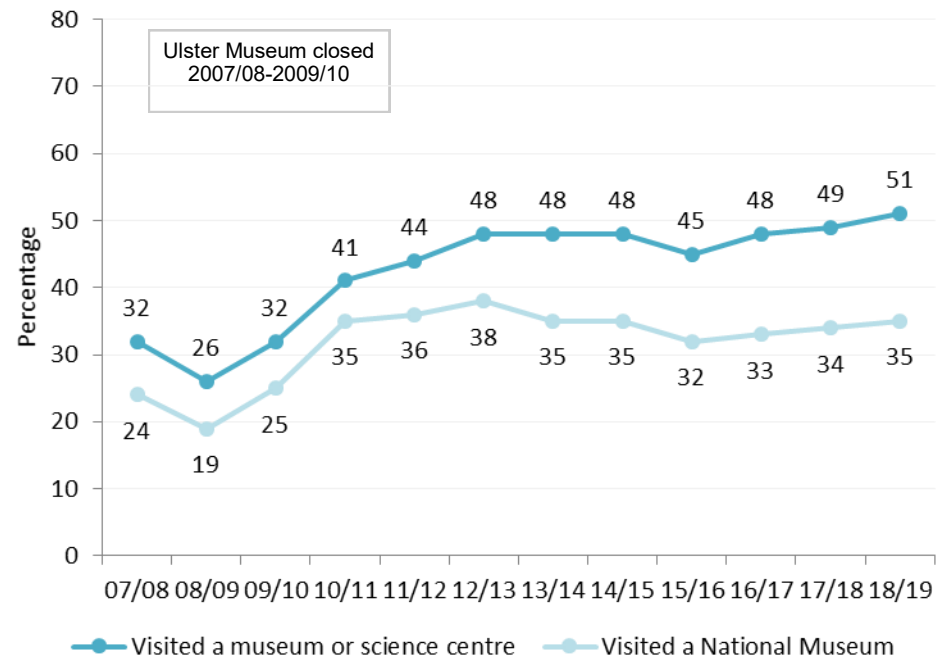
Another Public Library Standard is that at least 90% of adult library users should be satisfied with public library provision in Northern Ireland. This target has been met each year since it was established in 2014 and continues to be met in 2018/19 with 90% of adults who used the public library service satisfied with public library provision in Northern Ireland. This is a decrease on the comparable figure for 2017/18 (93%).



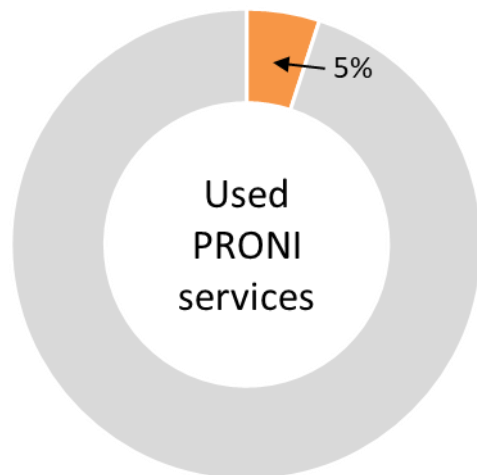
## Museums and science centres

In 2018/19, just over half of all adults (51%) had visited a museum or science centre within the last 12 months, an increase compared to 2017/18 (49%). Just over a third of adults (35%) had visited a National Museum, similar to the 2017/18 figure (34%).

Whilst trend data are available back to 2007/08, it should be noted that these figures are affected by the closure of the Ulster Museum between October 2006 and October 2009. It is, therefore, more appropriate to make comparisons from 2010/11 onwards. Overall, the proportion of adults visiting a museum or science centre generally increased between 2010/11 and 2018/19, with a slight dip in 2015/16.



## PRONI



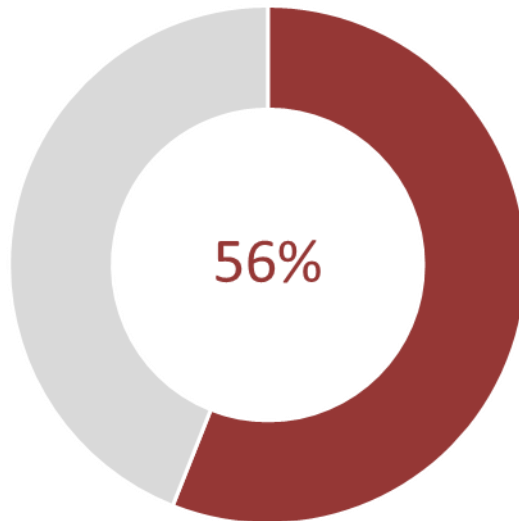
In 2017/18, the PRONI question was extended to cover other contact with PRONI in addition to visiting PRONI, including the use of the PRONI website to access the online catalogue or other applications and also contacting PRONI by telephone or email to request information.

In 2018/19, five per cent of adults used PRONI services within the last 12 months, an increase on the proportion who used PRONI services in 2017/18 (4%).

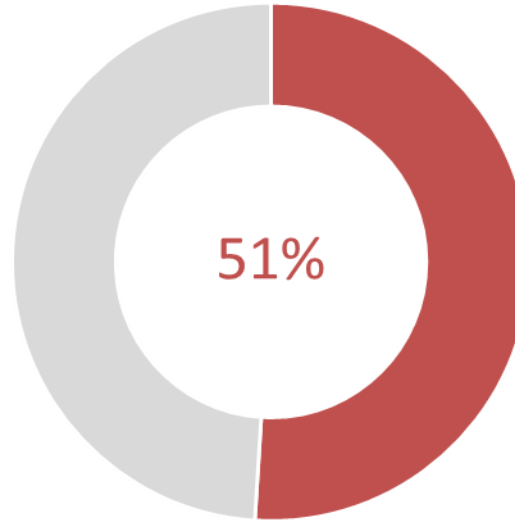


# Sport

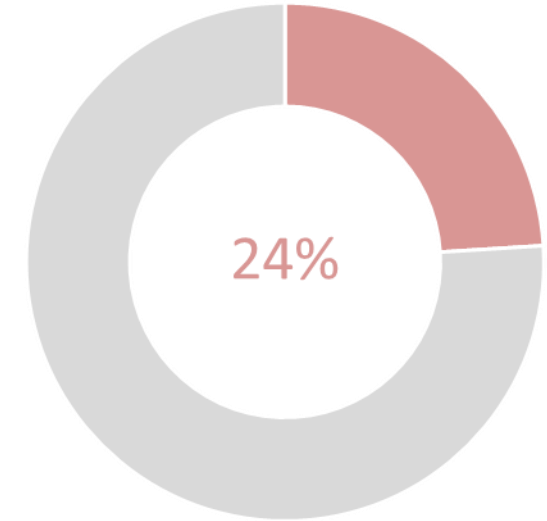
**Participated in sport in the last 12 months**



**Normally participates in sport on at least one day a week**



**Member of a sports club**

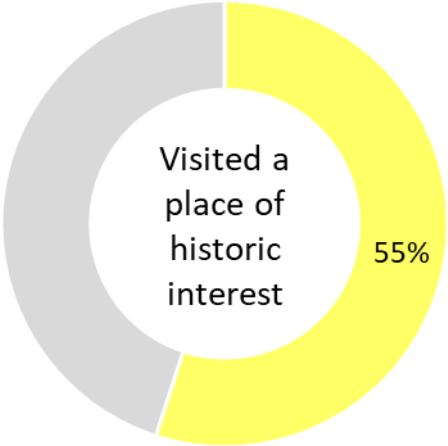


In 2018/19, more than half of adults in Northern Ireland (56%) had participated in sport and physical activity within the last 12 months. This figure showed an increase on that in 2017/18. A target was set in the strategic document Sport Matters, to halt the decline in sports participation by 2013. This was achieved in 2013 and has been maintained in the following five years.

In 2018/19, around half of adults (51%) normally participated in sport and physical activity on at least one day a week. Again, this figure showed an increase when compared with 2017/18.

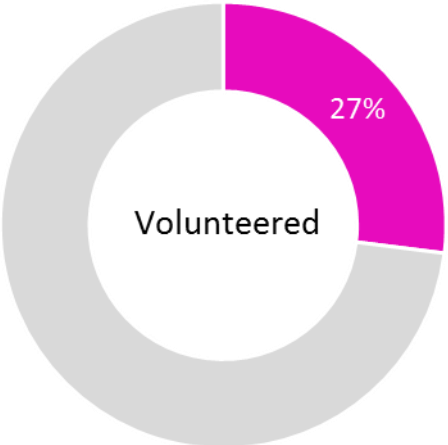
The proportion of adults who were a member of a sports club in 2018/19 (24%) remains similar to the proportion in 2017/18 at 23%.

# Heritage



In 2018/19, 55% of adults had visited a place of historic interest within the last 12 months, a similar figure to that in 2017/18 (54%).

# Volunteered



In 2018/19, 27% of adults had volunteered within the last 12 months, a similar figure to that in 2017/18 (27%).

## Definitions and technical notes

### Continuous Household Survey

The Continuous Household Survey is a Northern Ireland wide household survey administered by Central Survey Unit, Northern Ireland Statistics and Research Agency. The sample for this survey consists of a systematic random sample of 9,000 addresses selected from the Land and Property Service's list of private addresses. The findings reported for 2018/19 are based on 5,736 respondents, aged 16 and over, who answered the key questions required to measure progress against the Programme for Government indicator (arts, libraries, museums and PRONI questions) as well as the sport participation question on the survey. For the remaining questions (volunteering and place of historic interest), the findings are based on 2,779 respondents.

### Weighting the Continuous Household Survey (CHS)

Analysis of the culture, arts and sport modules of the CHS have been weighted for non-response. A chi square goodness-of-fit test showed that neither the larger CHS sample (5,736) nor the smaller sample (2,779) were representative of the population by age and sex when compared with the Population and Migration Estimates Northern Ireland 2017 (NISRA). As a result, six separate weights were produced for age, sex and age and sex combined, three for each sample size.

Non-response weighting sometimes increases standard errors, although the impact tends to be fairly small, i.e. the adjustment may be less or greater than 1, but will generally be reasonably close to 1. In the case of the culture, arts and sport modules of CHS, the values of the adjustment for all three weighting systems are so close to one, it is not necessary to take account of this in the calculation of standard error and confidence intervals.

While weighting for non-response (also called post-stratification) should reduce bias, it must be acknowledged that it will not eliminate bias. The reasons individuals choose to take part in surveys are complex and depend on lots of factors specific to the individual. As a result, the non-response biases in surveys are likely to be complex. Post-stratification works on the assumption that, by aligning the survey to the population along a small number of dimensions such as age and gender, many of these complex biases will reduce. However, it would be misleading to suggest that they will be eliminated.

**Engaged in culture, arts and sport** - Have done at least one of the following in the 12 months prior to the CHS:

- Participated in sport
- Engaged in the arts
- Used the public library service
- Visited a museum or science centre
- Visited PRONI

**Engaged in culture and arts** - Have done at least one of the following in the 12 months prior to the CHS:

- Engaged in the arts
- Used the public library service
- Visited a museum or science centre
- Visited PRONI

**Sport participation** - Participated in at least one of the following activities in the 12 months prior to the CHS:

- Rugby Union or league
- Football indoors or outdoors (INC 5-A-SIDE)
- Gaelic football
- Camogie or Hurling
- Cricket
- Hockey
- Ice hockey
- Netball
- Tennis
- Badminton
- Squash
- Basketball
- Table tennis
- Track and field athletics
- Jogging
- Cycling for recreation
- Walking for recreation
- Climbing
- Bowls, indoor or outdoor (lawn)
- Tenpin bowling
- Swimming or diving
- Angling/fishing
- Yachting or dinghy sailing
- Canoeing, kayaking
- Windsurfing/boardsailing
- Keepfit, aerobics, yoga, dance exercise
- Martial Arts (INCLUDE SELF DEFENCE)
- Weight training\lifting\body building
- Gymnastics
- Snooker, pool, billiards
- Ice skating (IF ROLLER EXCLUDE)
- Darts
- Golf, pitch and putt, putting (EXCLUDE CRAZY/MINIATURE GOLF)
- Skiing
- Horse riding (EXCLUDE POLO)
- Motor sports
- Shooting
- Boxing
- Other

**Member of a sports club** – Member of a sports club or organisation.

**Arts engagement** – Either participated in arts activities or attended arts events in the 12 months prior to the CHS.

**Arts participation** – Participated in at least one of the following arts activities in the 12 months prior to the CHS:

- Ballet
- Other dance (not for fitness)
- Sang to an audience or rehearsed for a performance (not karaoke)
- Played a musical instrument to an audience or rehearse for a performance
- Played a musical instrument for own pleasure
- Written music
- Rehearsed or performed in play/drama
- Rehearsed or performed in opera/opera
- Painting, drawing, printmaking or sculpture
- Photography as an artistic activity (not family or holiday snaps)
- Made films or videos as an artistic activity (not family or holiday)
- Used a computer to create original artworks or animation
- Textile crafts such as embroidery, crocheting or knitting
- Wood crafts such as wood turning, carving or furniture making
- Other crafts such as calligraphy, pottery or jewellery making
- Written any stories or plays
- Written any poetry

**Arts attendance** – Attended at least one of the following arts events in the 12 months prior to the CHS:

- Film at a cinema or other venue
- Exhibition or collection of art, photography or sculpture
- Craft exhibition (not a crafts market)
- Event connected with books or writing (such as poetry reading or storytelling)
- Circus
- Carnival
- An arts festival
- A community festival
- Play or drama
- Other theatre performance (such as a musical or pantomime)
- Opera/opera
- Classical music performance
- Rock or pop music performance
- Jazz performance
- Folk, or traditional or world music performance
- Other live music event
- Ballet
- An Irish dance performance
- Other dance event
- A museum

**Used the public library service** – Used the public library service at least once in the 12 months prior to the CHS, e.g. visited a public library or mobile library; used the Libraries NI website; attended a library event outside a library. Public library does NOT include school, college, or university libraries. A library event outside a library is an event run by Libraries NI which has taken place in a venue other than a library.

**Visited a museum or science centre** – Visited one of the following museums or science centres in the 12 months prior to the CHS:

- Andrew Jackson & US Rangers Centre
- Address House
- Armagh County Museum
- Armagh Planetarium
- Armagh Robinson Library
- Ballycastle Museum
- Ballymoney Museum
- Barn Museum
- Carrickfergus Museum
- Castle Ward
- Coleraine Museum
- Craigavon Museum Service
- Down County Museum
- Downpatrick & County Down Railway
- FE McWilliam Gallery and Studio
- Fermanagh County Museum
- Flame - the Gasworks Museum of Ireland
- Florence Court
- Garvagh Museum & Heritage Centre
- Green Lane Museum
- Hezlett House
- Irish Linen Centre & Lisburn Museum
- Limavady Museum
- Linen Hall Library
- Mid Antrim Museum
- Milford House Museum
- Mount Stewart
- Museum at the Mill
- Newry & Mourne Museum
- North Down Museum
- Northern Ireland War Memorial
- Police Museum
- Royal Irish Fusiliers Museum
- Royal Ulster Rifles Museum
- Sentry Hill
- Somme Museum
- Springhill
- The Argory
- The Inniskillings Museum
- Tower Museum
- Ulster American Folk Park
- Ulster Folk & Transport Museum
- Ulster Museum
- W5, Odyssey Centre
- Whitehead Railway Museum
- Some other museum not mentioned

**Visited a National Museum** – Visited one of the following museums in the 12 months prior to the CHS:

- Ulster Museum, Belfast
- Ulster Folk & Transport Museum, Cultra
- Ulster American Folk Park, Omagh

**Used PRONI services** – Have done one of the following in the 12 months prior to the CHS.

- Visited the Public Record Office of Northern Ireland (PRONI) to carry out personal research
- Visited PRONI to carry out business research
- Visited PRONI for a talk/event or as part of group
- Used the PRONI website to search the online catalogue or to use another application (e.g. Will Calendars, Valuation Revision Books, etc)
- Contacted PRONI by telephone to request information
- Contacted PRONI by email to request information
- Engaged with PRONI in some other way (e.g. Through the Facebook page or by seeing PRONI exhibitions in libraries)

**Visited a place of historic interest** – Visited one of the following places of historic interest in the 12 months prior to the CHS:

- A city or town with historic character
- A historic building open to the public (non-religious)
- A historic park or garden open to the public
- A monument such as a castle, fort, or ruin
- A place connected with industrial history (e.g. an old factory, dockyard or mine) or historic transport system (e.g. an old ship, canal, or railway)
- A historic place of worship attended as a visitor (not to worship)
- A site of archaeological interest (i.e. an earthen fort ancient burial site)
- A site connected with sports heritage (e.g. a historic cricket pitch) (not visited for the purposes of watching sport)
- None of these

**Volunteered** – Volunteered in the 12 months prior to the CHS:

- Volunteering is defined as ‘the commitment of time and energy, for the benefit of society and the community, the environment, or individuals outside (or in addition to) one’s immediate family. It is unpaid and undertaken freely and by choice.’

## **Statistical significance in this report**

Any statements in this report regarding differences between groups such as males and females, different age groups, religion, etc., are statistically significant at the 95% confidence level. This means that we can be 95% confident that the differences between groups are actual differences and have not just arisen by chance. Both the base numbers and the sizes of the percentages have an effect on statistical significance. Therefore on occasion, a difference between two groups may be statistically significant while the same difference in percentage points between two other groups may not be statistically significant. The reason for this is because the larger the base numbers or the closer the percentages are to 0 or 100, the smaller the standard errors. This leads to increased precision of the estimates which increases the likelihood that the difference between the proportions is actually significant and did not just arise by chance.

## **Other notes**

The following should be noted when interpreting figures and tables:

- Percentages less than 0.5% are denoted by '0' and where there are no responses, they are denoted by '-'.
- Percentages may not add to 100% due to rounding.
- Percentages may not add to 100% for questions where multiple responses are allowed.
- Detailed tabulations are not provided where the number of respondents is too small to allow meaningful analysis.
- The base number of responses to each question, which is shown in each table, is the unweighted count. The base may vary due to some respondents not answering certain questions.