

Personal Independence Payment (PIP) Statistics (August 2021)

This quarterly summary contains National Statistics on Personal Independence Payment (PIP). From 20th June 2016, DfC began to replace Disability Living Allowance (DLA) for working age people with PIP. PIP helps with some of the extra costs caused by long term disability, ill health or terminal ill health.

Statistics on PIP registrations, clearances, awards, numbers of claims in payment and mandatory reconsiderations in NI since June 2016 are included in this release. The DLA to PIP migration process for working age claimants was completed by the end of November 2019, therefore there are no further separate updates to reassessment outcome figures for working age claimants. DLA claimants turning 16 will continue to be reassessed for PIP.

Further information can be found in the accompanying Supplementary Tables workbook which contains many tables with breakdowns by new claims and reassessments, as well as by normal rules and special rules for the terminally ill. Tables are provided on registrations, clearances, clearance times, award outcome, award rates, claims in payment and mandatory reconsiderations. A number of these tables also include time series information.

Registrations

266,930

(Total figures from June 2016 to August 2021)

Clearances

255,580

(Total figures from June 2016 to August 2021)

In Payment

161,520

(Total claims in payment at August 2021)

Award Rate

(Normal Rules)

52%

(Rate for new claims at August 2021 based on initial decision.)

Award Rate

(Normal Rules with assessment)

65%

(Rate for new claims at August 2021 based on initial decision.)



Average (median) clearance time of
13 weeks

(Average figure from June 2016 to August 2021 from registration to clearance)



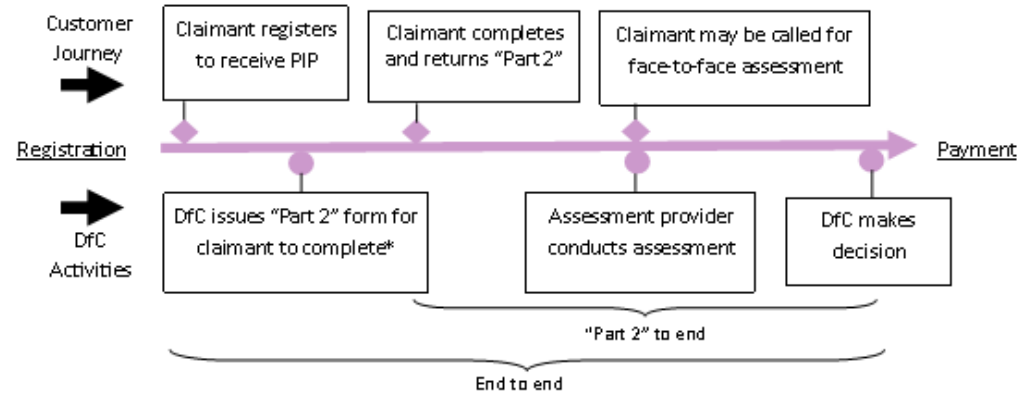
43% of awards have
Psychiatric Disorders as the
main disabling condition

Contents

Registrations, Clearances and Awards	Page 3
Average Clearance Periods	Page 4
Characteristics of Claims in Payment	Page 5
Mandatory Reconsiderations	Page 6
About These Statistics	Pages 7, 8

PIP Claims Process

This release summarises the published official statistics relating to PIP. The statistics cover the PIP customer journey from registration through to payment. Key information is included on average clearance and award rates, on the nature of the award and characteristics of claims in payment. More detailed statistics are available as supplementary tables on the DfC website at <https://www.communities-ni.gov.uk/articles/personal-independence-payment-statistics>.



*The "Part 2" form is referred to in the application process as the "How your disability affects you" form.

Professional Services Unit (PSU) measure the full end-to-end process (from claim registration to decision/payment) and the Assessment Provider (AP) referral to end process (which excludes the time the claim is with the claimant). For more details please refer to the "About these statistics" section.

Glossary of Terms

Registration - Claimant registers an application to claim PIP.

Clearance - DfC decision maker has determined whether the claimant should or should not be awarded PIP.

Clearance Time - The time between registration or referral to the Assessment Provider (AP) and clearance of the case.

Award - Claimant has been awarded PIP.

New Claim - A claim to PIP which does not originate from an existing DLA claim.

Reassessment - DLA claim that has been reassessed for PIP, as opposed to a new claim.

Special Rules for Terminally Ill (SRTI) - A special fast-track PIP claim procedure for anyone who is terminally ill and not expected to live more than six months.

Normal Rules - Claims not being processed under 'Special Rules for Terminally Ill (SRTI)'.

Mandatory Reconsideration - Claimant wishes to dispute a decision made on their claim and requests DfC to reconsider the decision.

Publishing branch:

Professional Services Unit

Email: psu@communities-ni.gov.uk

Published: 24th November 2021

Next edition: 23rd February 2022

Registrations, Clearances and Awards

266,930 PIP Claims registered since June 2016

Clearances and awards statistics below **do not** include awards given as a result of mandatory reconsiderations or appeals. Claims in payment do include those who have been awarded PIP after a mandatory reconsideration or appeal.

Cumulative Registrations, Clearances and Claims in Payment

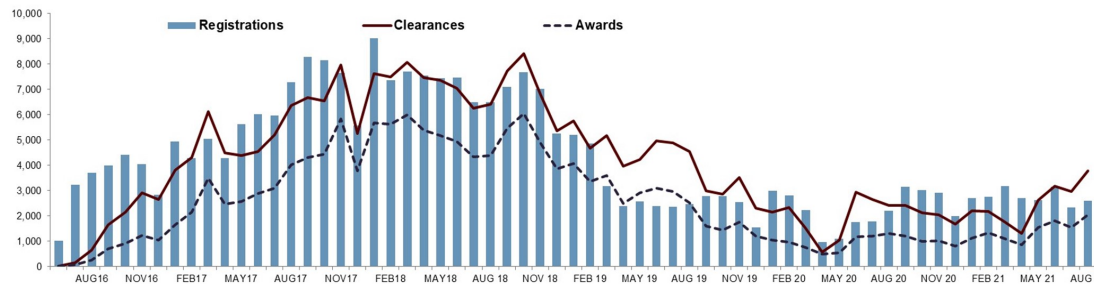


By the end of August 2021, there were 266,930 PIP claims registered. Of these, 255,580 had been cleared including 2,980 (1%) 'Special Rules for the Terminally Ill' (SRTI) claims. (Full breakdowns of registration figures from June 2016 can be found in Table 1 of the Supplementary Tables.)

161,520 Claims in Payment at August 2021

(Full breakdowns of figures for Claims in Payment since June 2016 can be found in Table 10 of the Supplementary Tables.)

Monthly Registrations, Clearances and Awards



New Claim Award Rates

June 2016 - August 2021 (excluding withdrawn claims):

Normal Rules - 48%

Normal Rules with Assessment - 59%

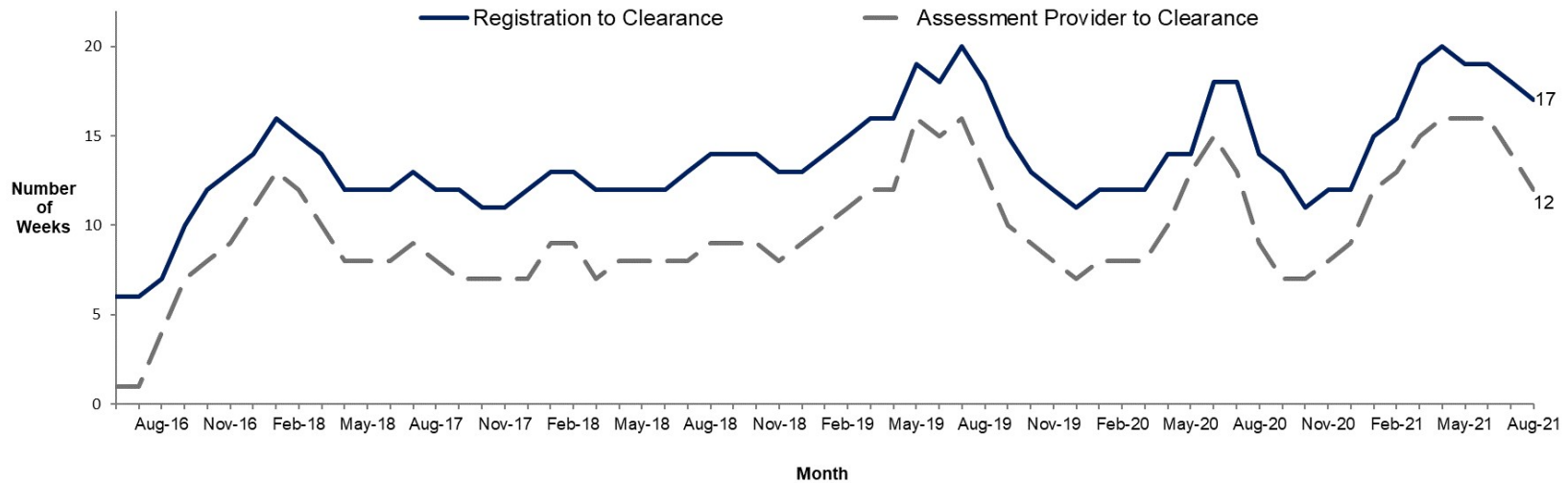
(Full breakdowns of figures for Award Rates and Award Outcomes since June 2016 can be found in Tables 6, 7, 8 and 9 of the Supplementary Tables.)

Average Clearance Periods

Overall average clearance period of 13 weeks since September 2016

Average clearance periods are given in weeks and calculated from date of claim being registered on the PIP computer system until a decision is cleared. Also given below are the average clearance periods for the time taken from referral to assessment provider to a decision being cleared. (Full breakdowns of figures relating to clearance periods are available in Tables 4 and 5 in the Supplementary Tables.)

Average (median) Clearance Period (weeks), Claims Cleared by Month



Average Clearance Periods (registration to clearance):

- June 2016 to August 2021 - **13** weeks
- At August 2021 - **17** weeks

Average Clearance Periods (assessment provider to clearance):

- June 2016 to August 2021 - **9** weeks
- At August 2021 - **12** weeks

Average Clearance Periods (registration to clearance; from June 2016):

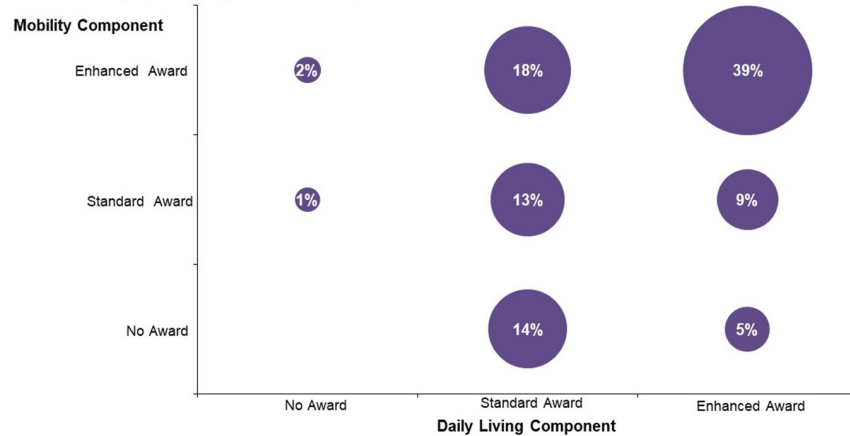
- New Claims - **13** weeks

Characteristics of Claims

Currently 161,520 PIP claims in payment

Claims in Payment by Award Level*

PIP claims in payment by award components



39% of claims in payment are awarded the enhanced rate for both components.

Full breakdowns of awards for claims in payment from June 2016 to August 2021 can be found in Table 11 of the Supplementary Tables.

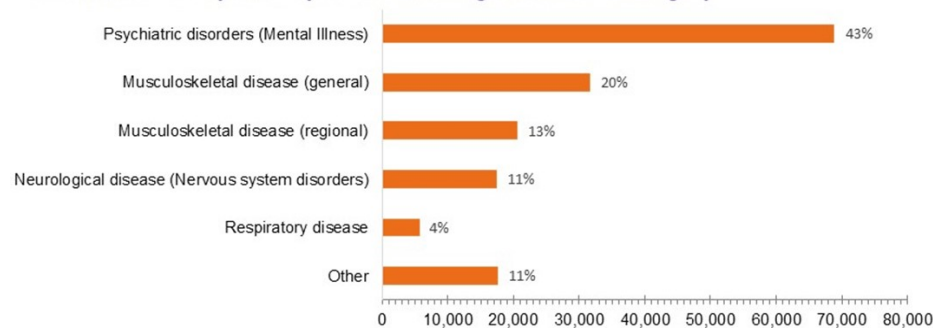
43% (68,830) of all claims in payment have a **Psychiatric Disorder** as the main disabling condition.

Further details and breakdown on PIP medical conditions are included in Table 14 in the accompanying Supplementary Tables workbook.

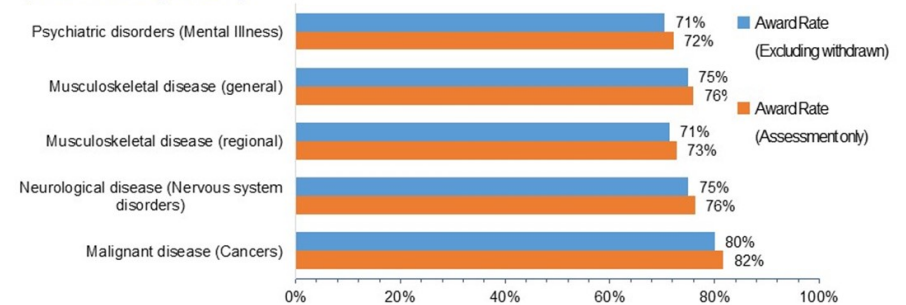
* Percentages are rounded to the nearest 1% and therefore may not sum to totals.

Main Disabling Condition Categories

% of Claims in Payment by Main Disabling Condition Category



Overall Award Rates* by most frequent medical condition category (June 2016 - August 2021)



◆Award Rate Notes

Award rates are based on first clearances only and do not include outcomes from subsequent clearances, mandatory reconsideration or appeals.

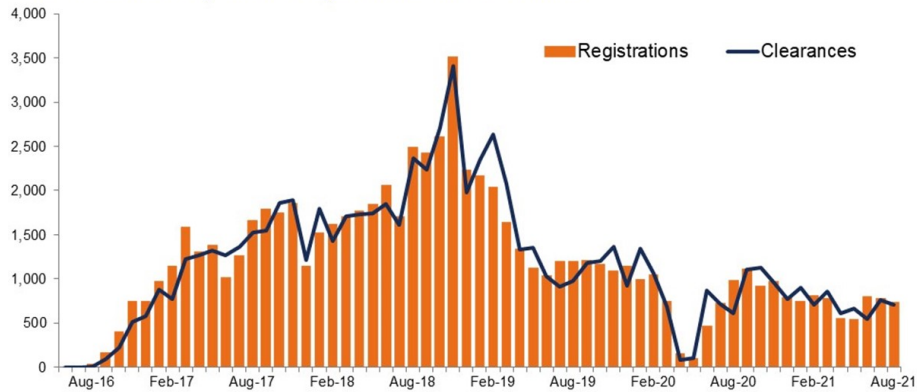
'Excluding withdrawn' - Award rates for all first clearances excluding claims that were withdrawn by the claimant before a decision was made.

'Assessment only' - Award rates for all first clearances in which a medical assessment took place (excludes claims disallowed due not meeting lay rules, not returning PIP2 form, and non-attendance at medical assessment).

Mandatory Reconsiderations

30% of PIP decisions to date have resulted in a request for reconsideration

Reconsiderations by Month: Registrations and Clearances



Claimants who wish to dispute their decision on their PIP claim can ask DfC to reconsider the decision. This is a 'Mandatory Reconsideration' (MR). Its purpose is to consider the grounds for the dispute and complete a review of the initial decision. MRs can arise for various reasons such as omitting to tell DfC about relevant evidence during the initial decision making process or not returning forms required as part of the claim. MRs can also be instigated by the Department.¹

The number of MRs requested tends to move in line with the number of claims cleared. From June 2016 to the end of August 2021, 75,470 MRs had been registered.

There have been 71,110 MRs cleared between June 2016 and August 2021.²

A MR must be completed before an appeal is made and lodged with The Appeals Service.

(Further breakdowns and figures relating to Mandatory Reconsiderations since June 2016 are included in Table 15 of the Supplementary Tables.)

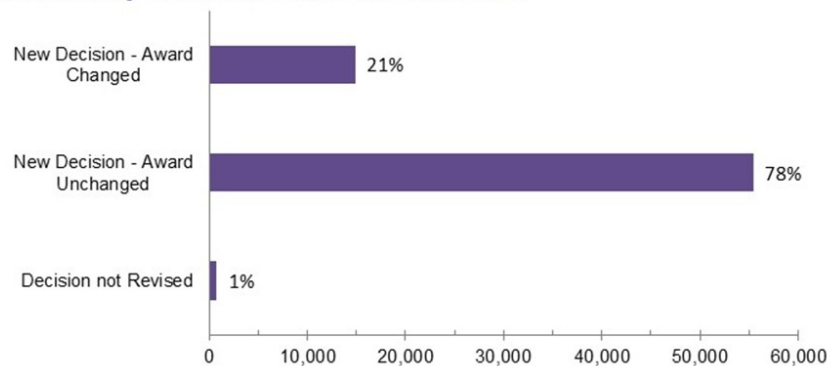
¹ Please see 'Mandatory Reconsiderations' section on Page 8

² Excluding withdrawn / cancelled MRs

The majority of reconsiderations result in no change in the award.

Mandatory Reconsiderations Outcomes

Mandatory Reconsiderations Outcomes



Between June 2016 and August 2021, **79%** of mandatory reconsiderations resulted in no change to the award (Excluding withdrawn/cancelled MRs).

New Decision - Award Changed; The Reconsideration instigated by the Claimant or Department has been completed and a conclusion is recorded which indicates that there has been a new decision issued and the award has been changed.

New Decision - Award Unchanged; The Reconsideration instigated by the Claimant or Department has been completed and a conclusion is recorded which indicates that there has been a new decision issued but the award remains unchanged.

Further details on Mandatory Reconsideration figures, including breakdowns by New Claims and Reassessed claims, can be found in Table 15 in the accompanying Supplementary Tables workbook.

About These Statistics

PIP was introduced in NI on 20th June 2016 for all new claims and where the award period for DLA had come to an end. From December 2016, the main reassessment of all existing working age DLA claims began with claimants selected at random. This process was completed in November 2019.

This quarterly summary contains statistics on PIP registrations, clearances, awards, numbers of claims in payment and mandatory reconsiderations since June 2016 in Northern Ireland. All figures are rounded to the nearest 10 and as a result may not sum to stated totals.

PIP figures contained within the publication and supplementary tables are subject to scheduled revisions. This is to account for retrospective actions on the PIP Computer System (PIPCS). These revisions are performed in accordance with T3.9 of the UK Statistics Authority [Code of Practice for Statistics](#).

'Monthly claims in payment' refers to the number of PIP claims in payment on the last day of the month. Any figures relating to claims in payment will include claims which may have been changed as a result of a mandatory reconsideration or appeal. Figures relating to registrations, clearances and award rates are based on the initial decision and do not take account of any awards changed as a result of mandatory reconsiderations or appeal.

Data Quality Summary

The production and processes involved in these statistics have been assessed and reviewed by the Office for Statistics Regulation (OSR) and Office of National Statistics, and subsequently awarded the designation of National Statistics Status. Further details can be found on the OSR web page [here](#).

Data source and supplier

Data from the PIPCS are transferred to the PIP Atomic Data Store held by the Department for Work and Pensions (DWP). A suite of data tables, representing a 100% population of PIP claimants with a postcode in Northern Ireland, are supplied to the Department for Communities (DfC) by DWP using approved high secure transfers. For quality management, routine checks and measures include: checks on files received that names, sizes and figures contained within are as expected; any variations are investigated and if necessary data suppliers are contacted; PSU Database Management Team remove personal or sensitive variables before loading files onto a restricted access secure server database for use by internal analysts; DWP will inform DfC if there are any changes or issues with the PIPCS and vice versa.

Limitations and other issues

Although analysts in DfC receive a large suite of data tables on a monthly basis from DWP, they do not have access to all data tables relating to PIP held by DWP due to the large volumes of data created by the PIPCS. This can limit the information that DfC analysts can create for use regarding PIP statistics. In some circumstances, DfC will request particular information to be extracted by DWP analysts where appropriate and possible. Errors may occasionally arise due to IT system errors or human error.

Creation of data tables for analytical and statistical purposes

Data arrives with DfC in structures that do not provide immediate insight to PIP figures in Northern Ireland. In order to create meaningful material for analysis and reporting, information must be collated from multiple variables across the various tables supplied and connected using unique linking variables.

Further details on the creation of data tables and data quality can be found in the 'Data Quality and Methodology' page [here](#).

About These Statistics (continued)

Mandatory Reconsiderations

The Department commenced an administrative exercise on 28th June 2018 to review all current PIP claims to check if customers are eligible for more support as a result of two Upper Tier Tribunal judgements in Great Britain. The outcomes from the review exercise are captured under both the new claims and the reassessed DLA reconsiderations categories. As the review exercise relates only to the application of these two judgements it resulted in higher rates of 'no change to the award'. Consequently this leads to a higher overall proportion of mandatory reconsiderations resulting in 'no change to the award'.

Revisions to Publication

February 2020 - The reassessment from DLA to PIP for working age claimants was completed in November 2019. The November 2019 release (published February 2020) includes the final publication of information on working age reassessment outcomes and can be viewed at:

<https://www.communities-ni.gov.uk/publications/personal-independence-payment-statistics-november-2019>.

DfC endeavour to provide the most relevant statistics in this published bulletin and the accompanying supplementary tables. As such, both undergo changes to content and design periodically. The action plan for changes and additions to the published statistics is available [here](#).

Feedback

We would appreciate if you completed a short questionnaire to give us your views on the publication. An online version of this questionnaire is available at the following link: http://www.smartsurvey.co.uk/s/PIP_Stats_User_Survey/.

Further Information

For more information on PIP statistics, including detailed tables, please visit: <https://www.communities-ni.gov.uk/articles/personal-independence-payment-statistics>.

Alternatively, contact DfC Professional Services Unit at: psu@communities-ni.gov.uk.

For more information on PIP in general, please visit: <https://www.nidirect.gov.uk/articles/personal-independence-payment>.

To view PIP statistics for Great Britain, please visit: <https://www.gov.uk/government/collections/personal-independence-payment-statistics>.