



Steps 2 Success

STATISTICAL BULLETIN

Northern Ireland Statistics from October 2014 to June 2017

Published 31st August 2017



Reader Information

<u>Purpose:</u>	This publication is designed to monitor participation on and performance of the Steps 2 Success employment programme.
<u>Author:</u>	Sharon McMichael / Peter Martin
<u>Publication Date:</u>	31 st August 2017
<u>Reporting Period:</u>	October 2014 – June 2017
<u>Publication issue</u>	7
<u>Issued by:</u>	Analytical Services Unit Department for Communities Lighthouse Building Gasworks Business Park Belfast, BT7 2JB
<u>Statistician:</u>	Sharon McMichael
<u>Email:</u>	sharon.mcmichael@communities-ni.gov.uk
<u>Statistical Quality:</u>	Official Statistic
<u>Target Audience:</u>	DfC Policy officials to monitor programme performance and inform future policy decisions, NI Assembly and Communities Committee, other government departments, Lead Contractors as well as researchers and academics to understand the underlying trends in the labour market.
<u>Internet access:</u>	https://www.communities-ni.gov.uk/topics/statistics-and-research/employment-programme-statistics
<u>Price:</u>	Free

Contents

<u>Section</u>	<u>Page</u>
Introduction	<u>4</u>
Key Statistics	<u>5</u>
Detailed Analysis	
Section 1 – Referrals and Starts (Oct 2014 to Jun 2017)	<u>6</u>
Section 2 - Occupancy (Dec 2014 to Jun 2017)	<u>9</u>
Section 3 – Moves to Employment (Oct 2014 to Jun 2016)	<u>10</u>
Section 4 – Sustained Employment (Oct 2014 to Dec 2015)	<u>15</u>
Section 5 – Moves to Employment & Sustainment (Oct 2014 to Jun 2017)	<u>18</u>
Statistical Tables	<u>22</u>
User Guidance	<u>61</u>

Introduction

Background

Steps 2 Success (S2S) is the Department for Communities' (DfC) main return to work programme. The aim of S2S is to help eligible benefit recipients find and sustain work thereby supporting the needs of employers and the economy. It was developed to build on the success of the previous Steps to Work programme and was introduced on 20th October 2014.

Steps 2 Success is a new approach to the delivery of employment programmes in Northern Ireland. The focus is firmly on job outcomes and Contractors are paid on the basis of results achieved. Contractors have been given freedom and flexibilities as part of the design of Steps 2 Success enabling them to focus on individual's needs and barriers to work, instead of providing a menu of provision as was the case with New Deal and Steps to Work.

Steps 2 Success is being delivered by 3 Lead Contractors each delivering the programme across a commercially similar (in terms of client numbers) geographical region within Northern Ireland.

Participation on Steps 2 Success is mandatory for all Jobseeker's Allowance (JSA) claimants who are:

- aged between 18 and 24 and have been claiming JSA for 9 months and;
- aged 25 and over claiming JSA for 12 months or more.

Jobseeker's Allowance (JSA) clients who, in the opinion of their Employment Adviser, have significant barriers to work which cannot be addressed by the Working Age Service, may be considered for referral to the Steps 2 Success programme at an early stage.

Employment and Support Allowance (ESA) claimants who are in the Work Related Activity Group (WRAG) can be referred to Steps 2 Success if it is agreed that Steps 2 Success would be the best opportunity to help meet their needs. Clients referred from the ESA (WRAG) category are expected to fully participate in the programme.

Voluntary participation on Steps 2 Success can be offered to existing ESA clients in the Support Group, lone parents in receipt of Income Support, Carers and Pension Credit claimants who are looking to prepare for and find work and wish to join the programme.

Clients remain on the programme for a period of 12 or 18 months depending on their client category (see user guidance for details).

Following the completion of S2S, all JSA claimants who either remain on benefit or return to benefit for 26 weeks are required to return to the programme for a second 52 week spell.

Coverage

Steps 2 Success statistics are disseminated quarterly through a statistical bulletin published in February, May, August and November each year. This S2S bulletin provides data on the number of clients referred to and participating in S2S, key personal characteristics of participants (such as gender and background), as well as the number of participants moving into and sustaining employment.

Key Statistics

A total of 50,423 clients have been referred to the Steps 2 Success programme from its inception on 20th October 2014 to 30th June 2017.

At the end of June 2017 a total of 44,520 clients had started the programme, of which 72% were in the JSA 25+ category, 23% were in the JSA 18-24 category and 5% were in the JSA Early Entry category. Only a small number of ESA and Voluntary clients have started the programme.

The into employment statistics contained in the bulletin focus on those clients who started the programme during the first 21 months (between October 2014 and June 2016) as the majority of these clients have completed the programme. For this period 29% (9,244) of clients have moved into employment. Performance increased from 29% in the first quarter of the programme to 38% in Jan – Mar 16 but has subsequently fallen to 32% in Apr – Jun 16.

The percentage of clients moving into employment varies across the three Contract Areas from 32% in the Southern region to 30% in the Belfast region and 26% in the Northern region. The overall baseline performance level is 28%.


For the JSA 18-24 category, 39% of participants who started the programme between Oct 14 and Jun 16 have moved into employment. This increased from 35% in the first quarter to 46% in Jan – Mar 16 and has fallen to 38% in the most recent quarter. During the same period the JSA 25+ category seen performance improve from 26% in the first quarter to 34% in Jan – Mar 16 before decreasing to 28% in the most recent quarter and sits at 27% overall.

The 6 month sustainment statistics contained in the bulletin focus on those clients who started the programme during the first 15 months (between October 2014 and December 2015). For this period 18% (4,942) of clients have sustained employment for 6 months. This equates to 65% of those who moved into work.

The 12 month sustainment statistics contained in the bulletin focus on those clients who started the programme during the first 9 months (between October 2014 and June 2015). For this period 13% (2,774) of clients have sustained employment for 12 months. This equates to 48% of those who moved into work.

Early into employment figures for clients who started the programme during the first 33 months (between October 2014 and June 2017), show that Steps 2 Success has helped 11,349 clients into employment. As the majority of clients from the latter monthly cohorts are still on the programme, the number moving into employment for this period is expected to increase over time.

Detailed Analysis



Section 1 - Referrals and Starts

From its inception on 20th October 2014 to 30th June 2017, a total of 50,423 referrals have been made to the Steps 2 Success (S2S) programme.

The number of referrals will always be higher than the number of starts as Lead Contractors have up to 15 working days following referral to start the client on the programme. Additionally some clients may sign off benefit or move into work after referral but before starting the programme.

Of those who were referred to the programme during the period 20th October 2014 to 30th June 2017, 88% (44,520) started within the same period.

Referrals and Starts by Client Category

Figure 1: Number of Referrals to Steps 2 Success and Starts by Client Category (October 2014 to June 2017)

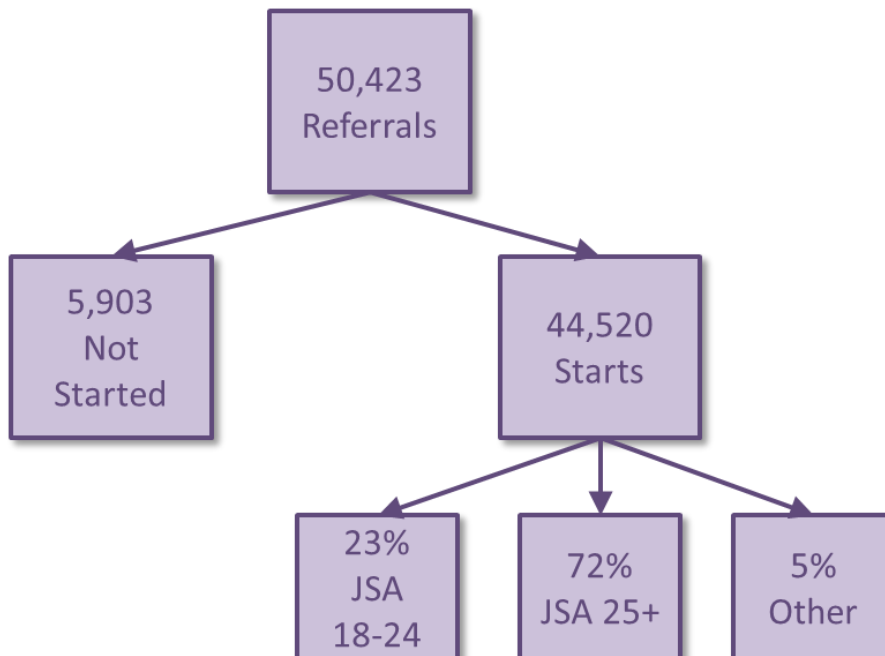
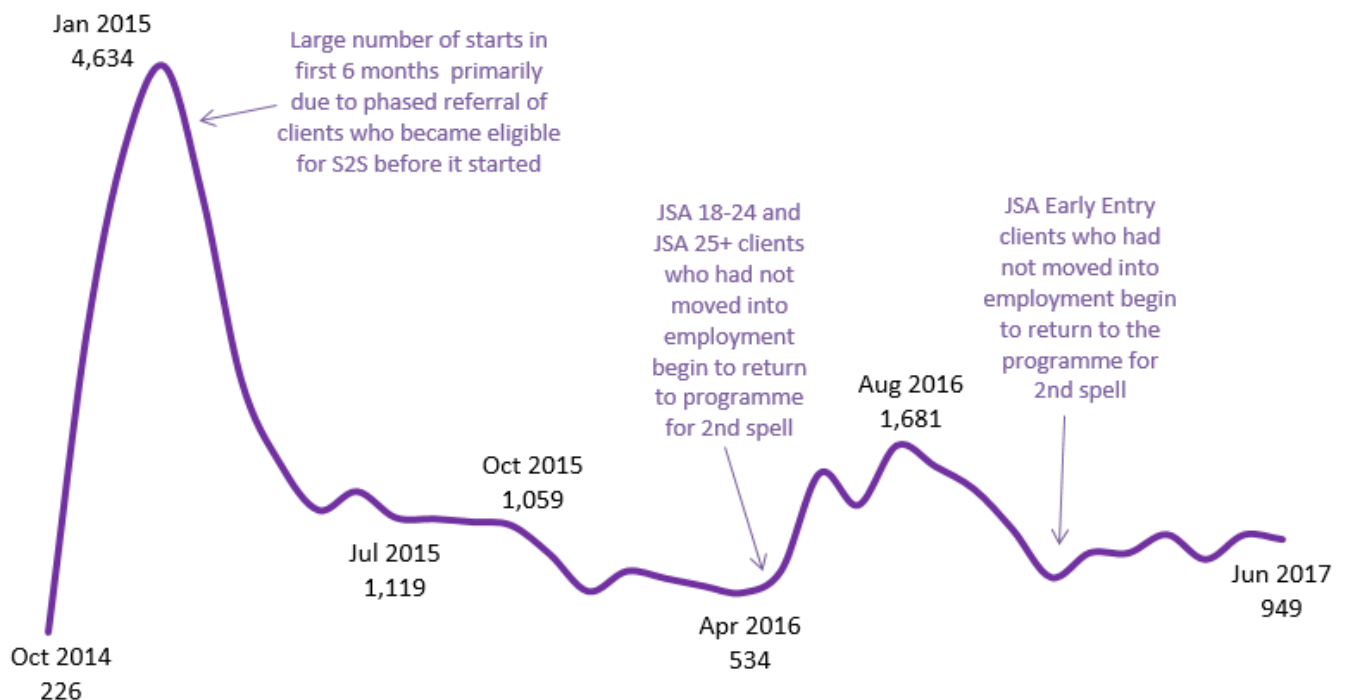


Figure 1 and Section 1 Tables show that the largest proportion (72%) of clients who started S2S were in the JSA 25+ category, 23% were in the JSA 18-24 category and 5% were in the JSA Early Entry category. Only a small number of ESA and Voluntary clients have started the programme.

Starts by Month

As shown in **Figure 2 and Table 1.3**, the number of clients starting the S2S programme peaked in January 2015 with 4,634 clients, levelled out at approximately 1,100 per month between July and October 2015 and subsequently fell to 534 in April 2016. The number of clients starting the programme then increased from May 2016 as those clients from the first monthly cohorts who had not moved into employment returned to the programme for a second spell, peaking at 1,681 in August 2016. In recent months the number of starts has fluctuated in line with the number of returners. Note; the large numbers experienced in the first few months were primarily due to the phased referral of clients who became eligible for the programme before it started. See [user guidance](#) for full details.

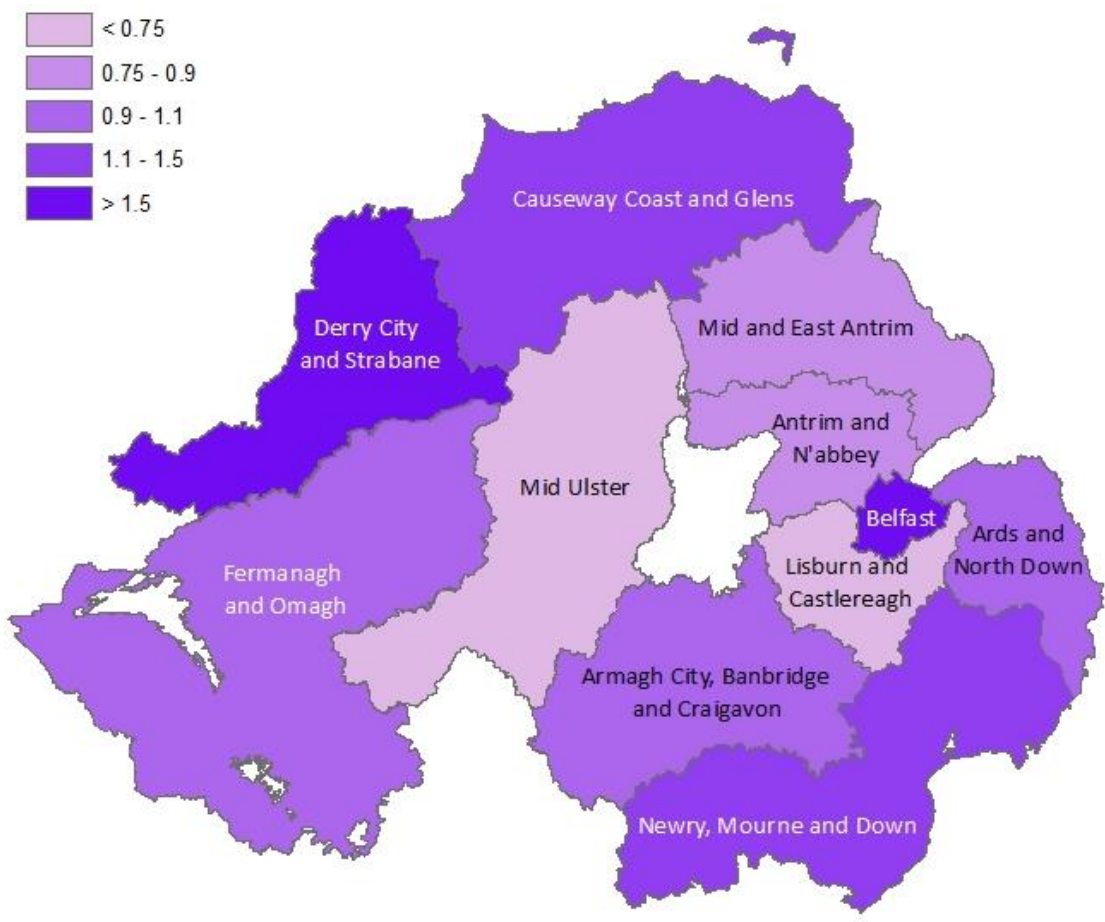
Figure 2: Number of Starts on Steps 2 Success by Month (October 2014 to June 2017)



Starts by Area

As shown in **Table 1.5** the number of clients starting S2S has been distributed fairly equally across the Belfast and Northern regions with 15,881 (36%) and 16,220 (36%) starts respectively; with a lower number in the Southern region – 12,419 (28%). However, analysing the average monthly number of starts on S2S per thousand population at Local Government District level shows a much greater level of variation (as shown in **Figure 3 and Table 1.6**). Derry City & Strabane had 2.6 monthly starts per 1,000 residents, whilst Lisburn & Castlereagh had 0.65 starts per 1,000 residents each month on average. This reflects the fact that Derry City & Strabane is the area with the highest unemployment rate and Lisburn & Castlereagh is one of the areas with the lowest unemployment rate across Northern Ireland.

Figure 3: Average Number of Monthly Starts per 1,000 Population on Steps 2 Success by Local Government District of Residence (October 2014 to June 2017)

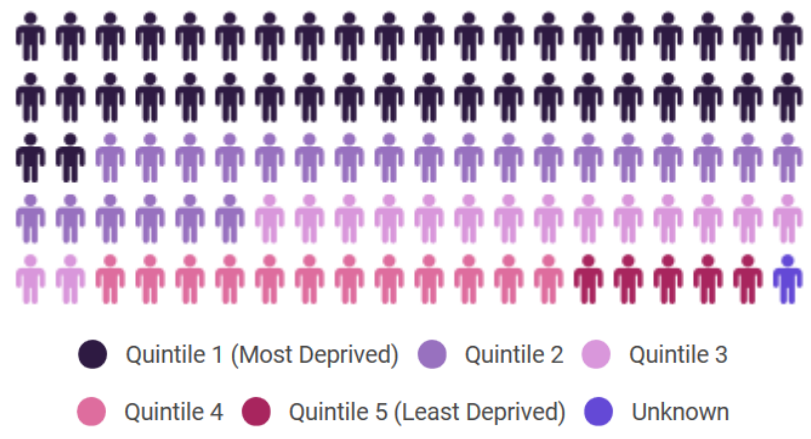



Starts by Deprivation Quintile

Figure 4 and Table 1.7 show that as the level of deprivation within an area increases the number of residents starting the S2S programme also increases.

Clients from the 20% most deprived areas within Northern Ireland account for 42% of all starts from October 2014 to June 2017 while clients from the 20% least deprived areas account for 6% of starts.

Figure 4: Percentage of Starts on Steps 2 Success by Northern Ireland Multiple Deprivation Quintile (October 2014 to June 2017)





Section 2 - Occupancy

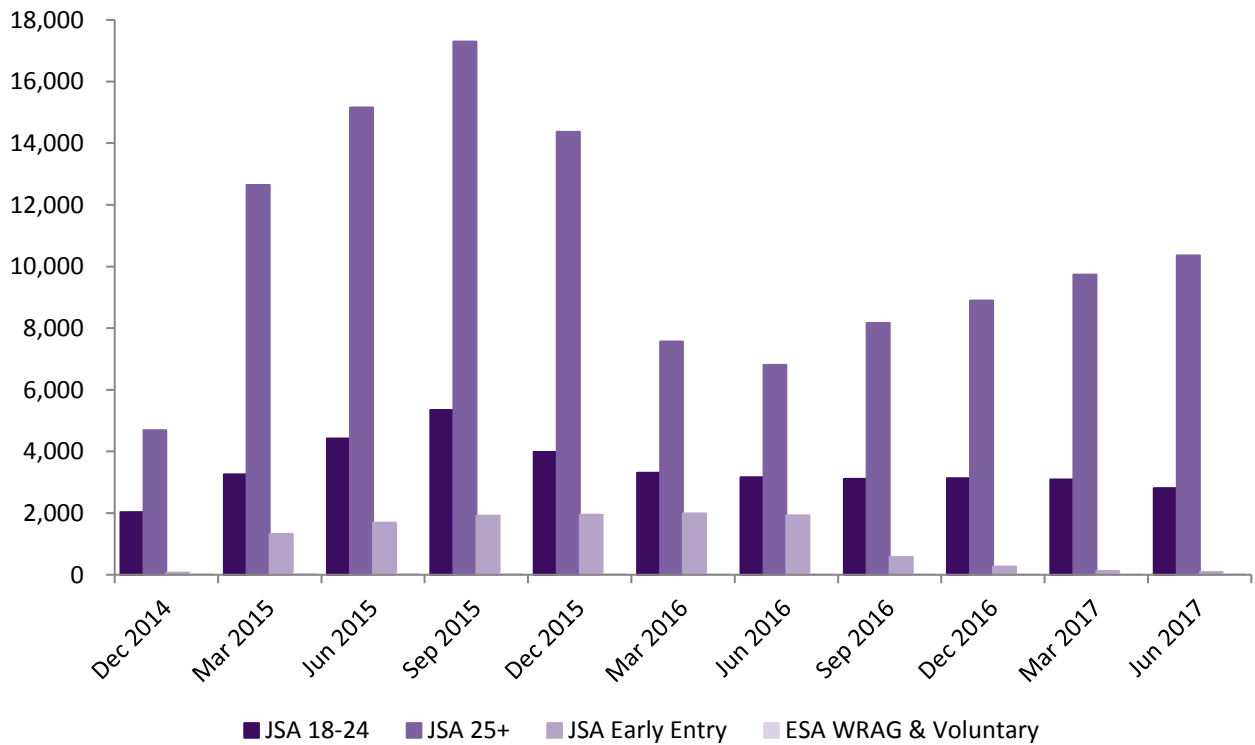
The occupancy figures on S2S show the number of clients within each Contract Area by Client Category, who were on the programme at a particular point in time. Occupancy figures are taken on the last day of each quarter.

S2S clients remain on the programme for 12 or 18 months (depending on their client category), therefore the occupancy figures increased in line with starts on the programme from October 2014 to September 2015, decreased until September 2016 as the first cohorts completed the programme and have since begun to increase as the number of clients returning to the programme for a second spell has increased (see [Figure 5](#)).

At the end of June 2017, a total of 13,270 participants were on the programme. The proportion of clients within each client category is consistent across all three Contract Areas with the JSA 18-24 category accounting for approximately 21%, the JSA 25+ category accounting for approximately 78%, Early Entrants accounting for approximately 1% and ESA WRAG and Voluntary clients accounting for only 0.1%.


For more information on occupancy see [Section 2](#) tables.

Figure 5: Occupancy on Steps 2 Success at Quarter End by Client Category (December 2014 to June 2017)



The central aim of S2S is to assist people who are unemployed or economically inactive to find and sustain employment. Section 3 measures the number of clients who moved into employment for a period of at least 2 weeks (either during their time on the programme or within 13 weeks of leaving) and for whom a job entry payment has been approved. Section 4 measures the number of clients who moved into employment and have sustained employment for 6 and 12 months. The percentage of participants moving into and sustaining employment is assessed against a set of performance indicators developed by the Department. A different baseline performance level has been set for each of the five client categories, reflecting their distance from the labour market.

Employment and sustainment figures for each monthly cohort cannot be finalised until all clients within the cohort complete the programme and where appropriate have had sufficient time to sustain employment. Clients remain on the programme for 12 or 18 months depending on their client category. See user guidance for further details and definitions.



Section 3 - Moves to Employment (October 2014 to June 2016)

The following figures focus on clients who started S2S between October 2014 and June 2016 as the majority of these clients have now completed the programme. [Section 5](#) (page 18) provides early into employment figures for all clients who started the programme up to June 2017.

Moves to Employment by Quarter - October 2014 to June 2016 Starts

Figure 6: Percentage of October 2014 to June 2016 Starts who Moved Into Employment by Quarter and Client Category

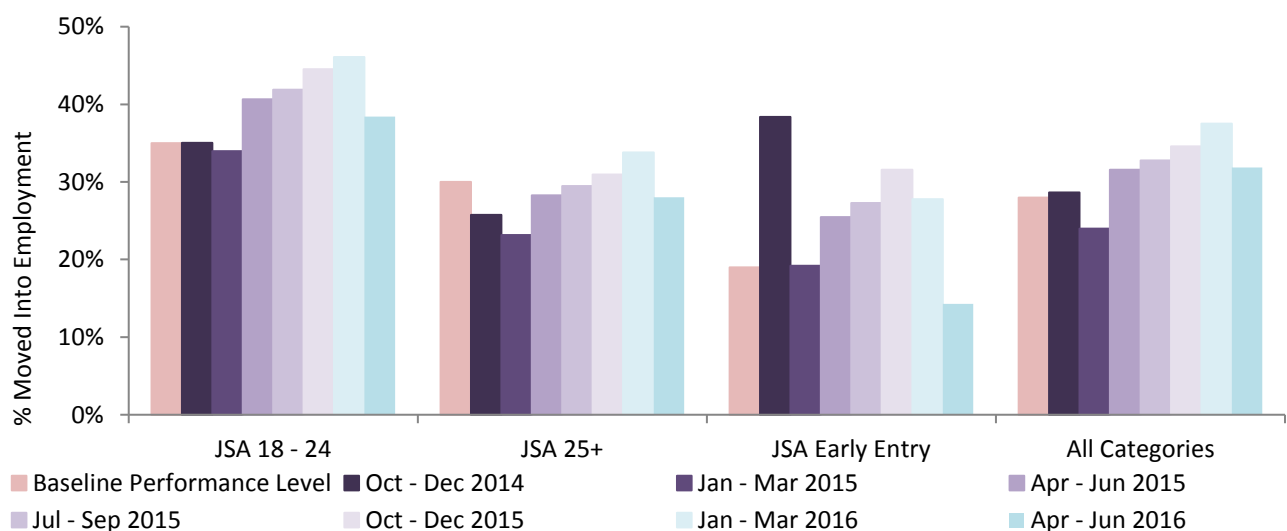


Figure 6 highlights that the percentage of participants on the Steps 2 Success programme moving into employment is above the overall baseline performance level (28%) for all quarters, with the exception of participants who started during the second quarter (Jan to Mar 15).

Steps 2 Success has helped 29% of participants across all client categories into employment (Oct 14 to Jun 16 starts). Performance increased from 29% in the first quarter of the programme to 38% in Jan – Mar 16 but has subsequently fallen to 32% in Apr – Jun 16.

Participants who started S2S during the second quarter showed a dip in performance to 24%. During this period a large number (over 6,000) of longer term unemployed clients started the programme. This has had a noticeable impact on performance, not only for the second quarter but, due the size of this group, on programme performance as a whole.

The drop in programme performance seen in Apr – Jun 16 may be due to the introduction of returners during this quarter. Excluding returners, overall programme performance for this quarter is 37%.

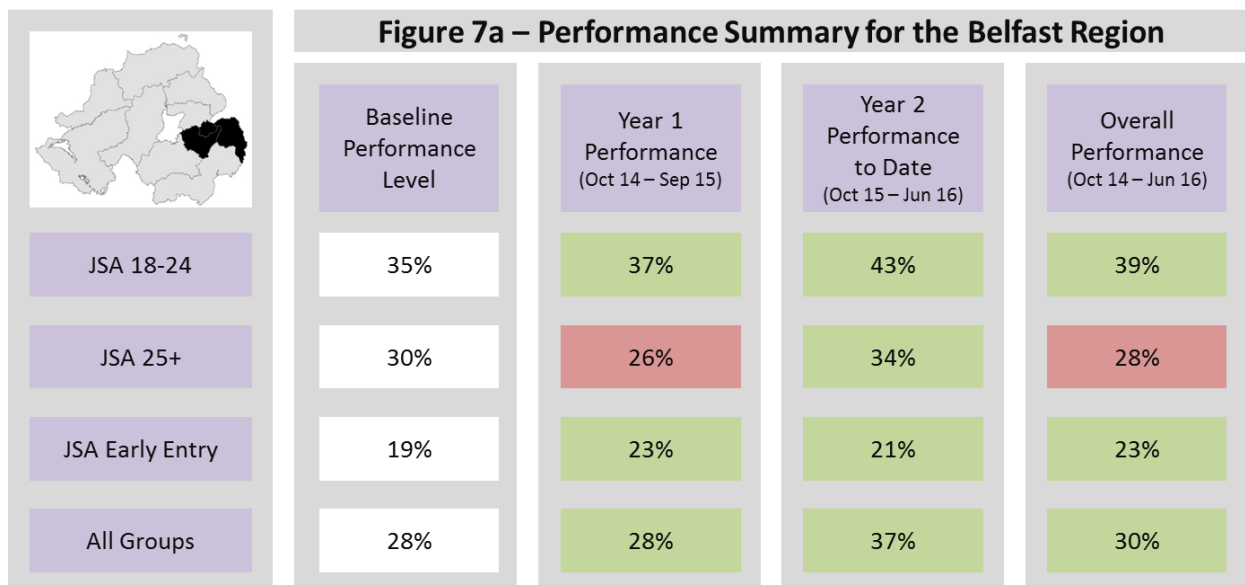
For the JSA 18-24 category, 39% of participants who started the programme between Oct 14 and Jun 16 have moved into employment. This increased from 35% in the first quarter to 46% in Jan – Mar 16 and has fallen to 38% in the most recent quarter. During the same period the JSA 25+ category seen performance improve from 26% in the first quarter to 34% in Jan – Mar 16 before decreasing to 28% in the most recent quarter and sits at 27% overall.

Caution should be exercised when considering variations within the JSA Early Entry category due to the small number of clients represented in some quarters. Overall performance for this category is 22%.

Moves to Employment by Contract Area – October 2014 to June 2016 Starts

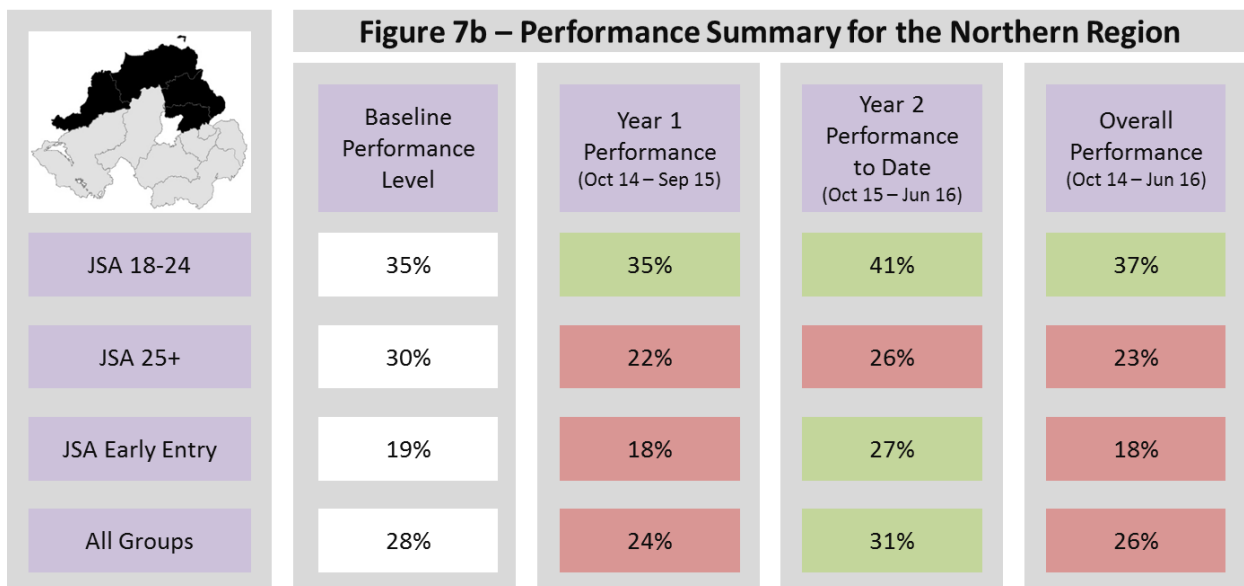
The next set of graphics (**Figures 7a – 7c**) look at how each Contract Area is performing against the baseline performance level set for each client category. Green indicates that the baseline performance level has been met or exceeded and red indicates that baseline has not yet been met.

Belfast Region



- For Oct 14 to Jun 16 starts, the Belfast region has met or exceeded baseline performance for all client categories apart from the JSA 25+ category.
- The percentage of JSA 18 -24 clients moving into employment has increased from 37% in year 1 to 43% in the first nine months of year 2 against a baseline performance level of 35%.
- In year 1, the JSA 25+ category performed at 26%, somewhat below the baseline performance level of 30%. This category has been significantly impacted by the large number of longer term unemployed clients who started the programme during year 1. In the first nine months of year 2 performance has increased to 34%.
- Overall the Belfast region met the baseline performance level of 28%, achieving 28% in year 1 and 37% in the nine month period Oct 15 to Jun 16.

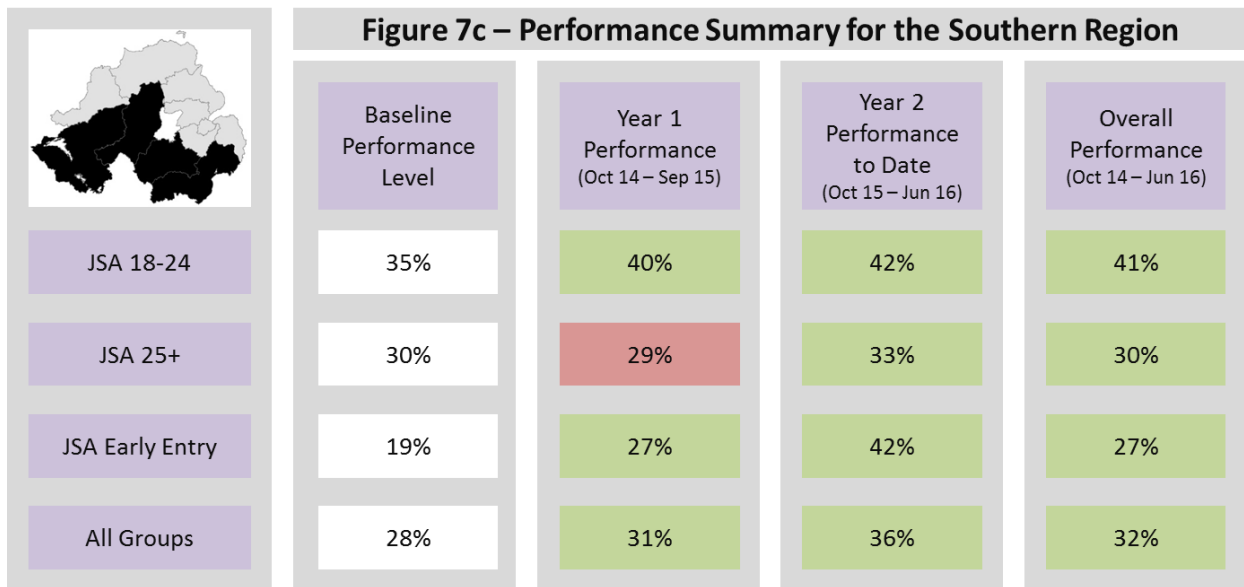
Northern Region



- For clients starting Steps 2 Success during Oct 14 to Jun 16, the Northern region has only met the baseline performance level for the JSA 18-24 client category; however, performance across all categories has improved for the first nine months of year 2.
- For the JSA 18 to 24 category, the percentage moving into employment has increased from 35% in year 1 to 41% in the first nine months of year against the baseline performance level of 35%.
- The JSA 25+ category achieved 22% in year 1, well below the baseline of 30%. This category has been significantly impacted by the large number of longer term unemployed clients who started the programme during year 1. In the first nine months of year 2 performance has increased to 26%.

- Overall the Northern region has helped 26% of participants into employment, increasing from 24% in Year 1 to 31% for Oct 15 – Jun 16 starts.

Southern Region



- For Oct 14 to Jun 16 starts, the Southern region has exceeded the baseline performance level for all client categories.
- The percentage of JSA 18-24 clients moving into employment has increased from 40% in year 1 to 42% in the first nine months of year 2.
- The baseline performance level for the JSA 25+ category is 30%. In year 1 the Southern region fell just below this at 29% and performance has subsequently increased to 33% in the first nine months of year 2. This category has been significantly impacted by the large number of longer term unemployed clients who started the programme during year 1.
- Overall the Southern region is performing above the baseline performance level of 28%, achieving 31% in year 1 and 36% in the first nine months of year 2.

Note; care should be taken when considering variation within the JSA Early Entry category for all Contract Areas due to the small number of clients within this category for some quarters.

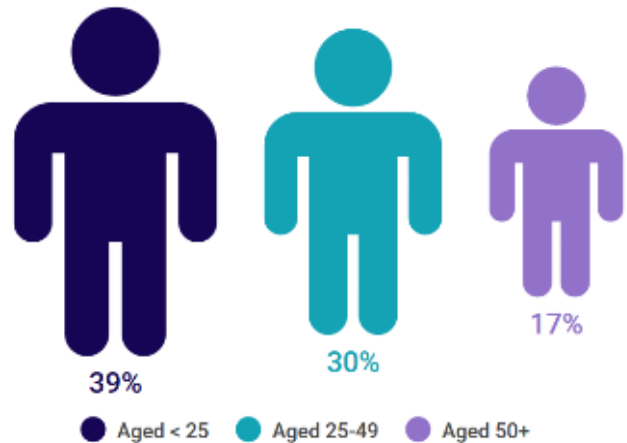
Moves to Employment by Equality Group – October 2014 to June 2016 Starts

Table 3.3b shows that the percentage of clients who started the S2S programme between October 2014 and June 2016 and have subsequently moved into employment does not vary significantly across most equality categories with the exception of disability and age.

The proportion of disabled clients moving into employment is substantially lower than that of non-disabled clients (18% and 32% respectively).

Figure 8 shows that the percentage of clients who move into employment decreases as age increases, with 39% of those aged less than 25, 30% of those aged 25-49 and 17% of those aged 50+ having moved into employment. A possible explanation for this is that clients aged less than 25 may be closer to the labour market as they have spent less time unemployed and are more likely to be recently qualified.

Figure 8: Percentage of Starts from October 2014 to June 2016 by Age who Moved Into Employment



Moves to Employment by Local Government District – October 2014 to June 2016 Starts

Figure 9: Percentage of Starts from October 2014 to June 2016 by Local Government District of Residence who Moved Into Employment

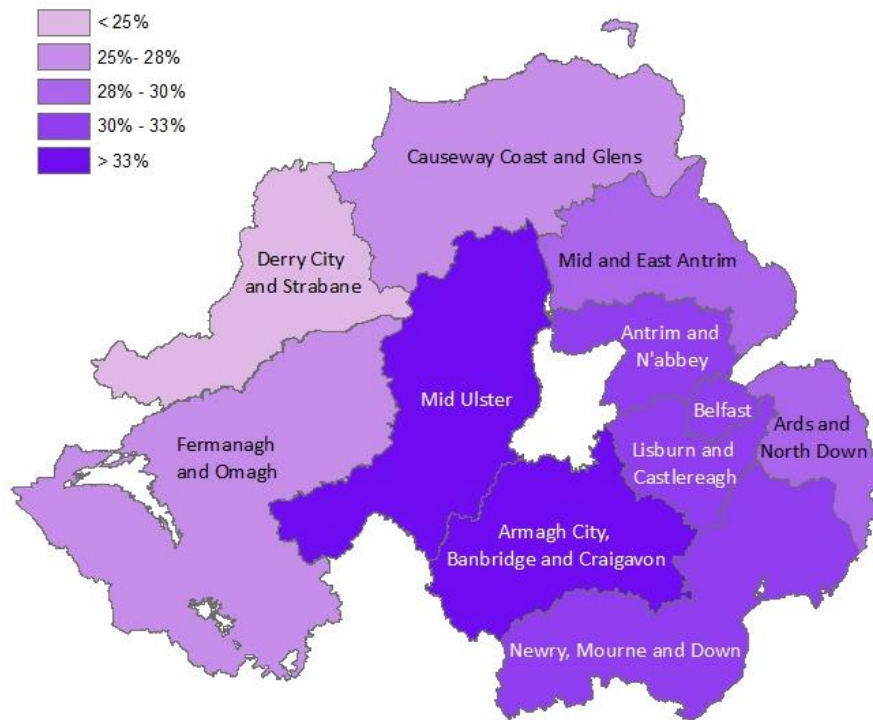


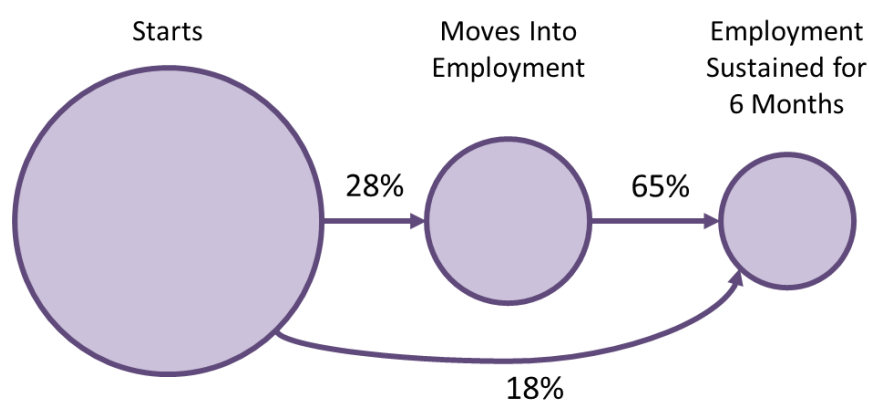
Figure 9 and Table 3.4b show the variation in the percentage of clients from the October 2014 to June 2016 monthly cohorts who have moved into employment by Local Government District of residence. Derry City and Strabane has the lowest proportion (22%) of clients moving into employment. This is also the area that has the highest number of people claiming JSA in Northern Ireland. Armagh City, Banbridge and Craigavon is the highest performing Local Government District with 35% of clients moving into employment.

6 Months Sustained Employment – October 2014 to December 2015 Starts

The following figures focus on clients who started S2S between October 2014 and December 2015 as the majority of these clients have now completed the programme and have had time to sustain employment for 6 months. [Section 5](#) (page 18) provides early 6 month sustainment figures for all clients who started the programme up to December 2016.

Sustainment figures, as illustrated below, can be calculated in two different but corresponding ways:

- (i) As a percentage of clients who started the programme (this is how the baseline performance level has been calculated); or
- (ii) As a percentage of clients who moved into employment.



(i) As a percentage of clients who started the programme

Of those participants who started the programme between October 2014 and December 2015, 18% have moved into employment which they have sustained for at least 6 months. This is below the baseline performance level of 19%. This varies across the three contract areas with the Southern Region achieving 22%, compared to 18% in the Belfast Region and 16% in the Northern Region (see [Figure 10 and Table 4.2b](#)).

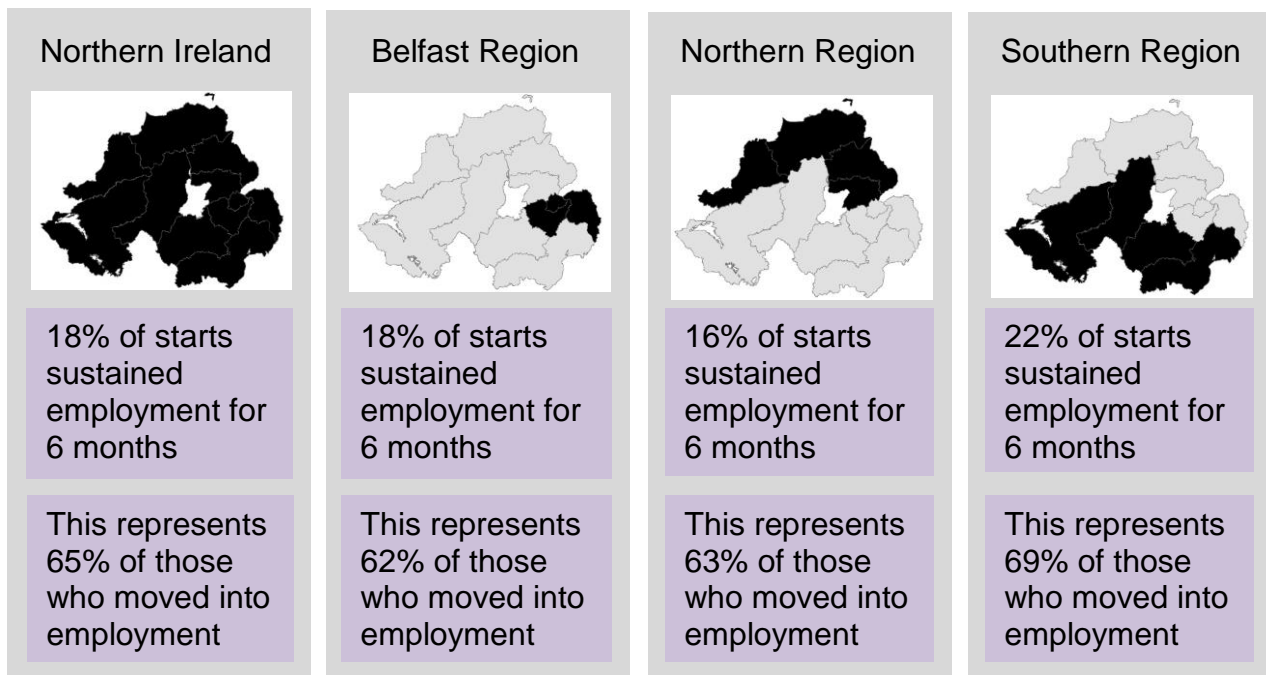
Reflecting the into employment figures, the percentage of starts in the JSA 18 to 24 year old category who sustain employment for 6 months is higher than for JSA 25+ age group, with 23% sustaining employment for 6 months compared to 17%.

(ii) As a percentage of participants who moved into employment

Of those participants who started the programme between Oct 14 and Dec 15 and who moved into employment, 65% sustained employment for 6 months or longer (see [Figure 10 and Table 4.2c](#)).

This differs between the two main JSA categories, with 60% of 18 to 24 year olds sustaining employment for 6 months, compared to 67% of those aged 25+. It is worth noting that, although a lower proportion of JSA 25+ participants move into employment, once they do, they are more likely to sustain employment for 6 months.

Figure 10: Percentage of Starts from October 2014 to December 2015 who Sustained Employment for 6 Months by Contract Area



12 Months Sustained Employment – October 2014 to June 2015 Starts

The following figures focus on clients who started S2S between October 2014 and June 2015 as the majority of these clients have now completed the programme and have had time to sustain employment for 12 months. [Section 5](#) (page 18) provides early 12 month sustainment figures for all clients who started the programme up to June 2016.

(i) As a percentage of clients who started the programme

Of those participants who started the programme between October 2014 and June 2015, 13% have moved into at least 12 months of sustained employment. This is below the baseline performance level of 15%. The percentage of starts achieving 12 months sustained employment varies across the three contract areas with the Southern Region achieving 16%, compared to 13% in the Belfast Region and 11% in the Northern Region (see [Figure 11 and Table 4.4b](#)).

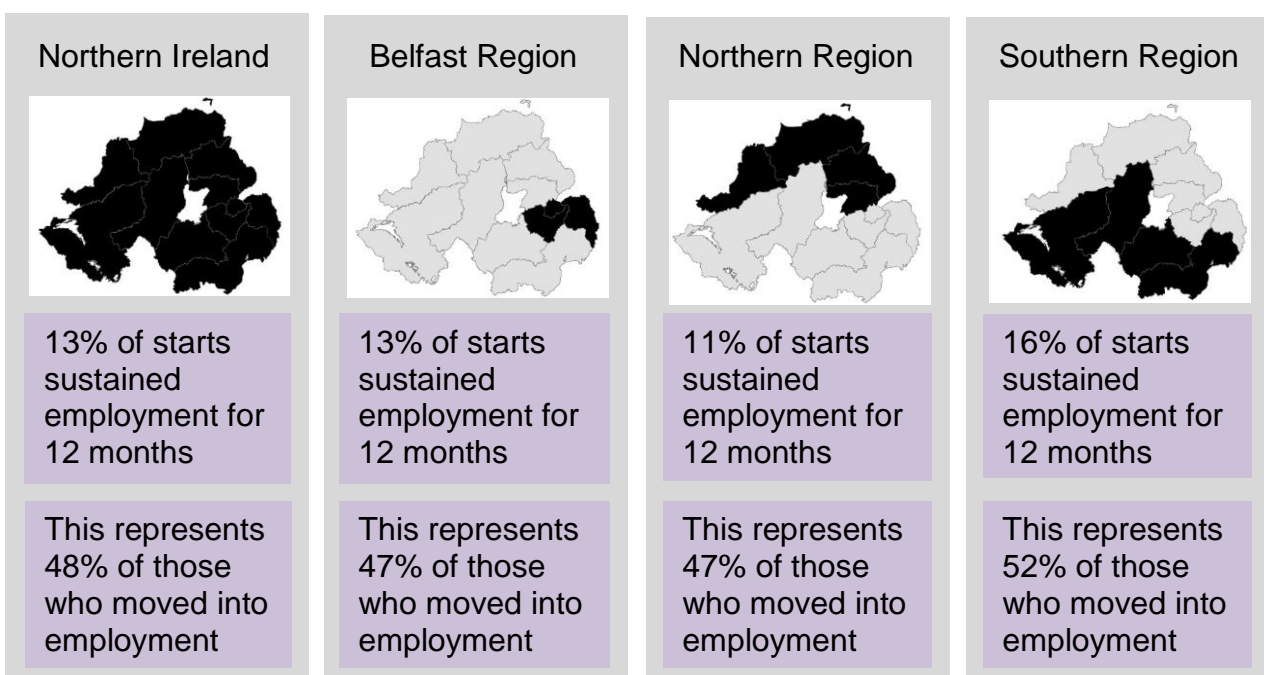
Reflecting the into employment and 6 month sustainment figures, the percentage of starts in the JSA 18 to 24 year old category who sustain employment for 12 months is higher than for JSA 25+ age group, with 16% sustaining employment for 12 months compared to 13%.


(ii) As a percentage of participants who moved into employment

Of those participants who started the programme between Oct 14 and Jun 15 and who moved into employment, 48% sustained employment for 12 months or longer (see **Figure 11 and Table 4.4c**).

This differs between the two main JSA categories, with 43% of 18 to 24 year olds sustaining employment for 12 months, compared to 50% of those aged 25+. Again it is worth noting that, although a lower proportion of JSA 25+ participants move into employment, once they do, they are more likely to sustain employment for 12 months.

Figure 11: Percentage of Starts from October 2014 to June 2015 who Sustained Employment for 12 Months by Contract Area





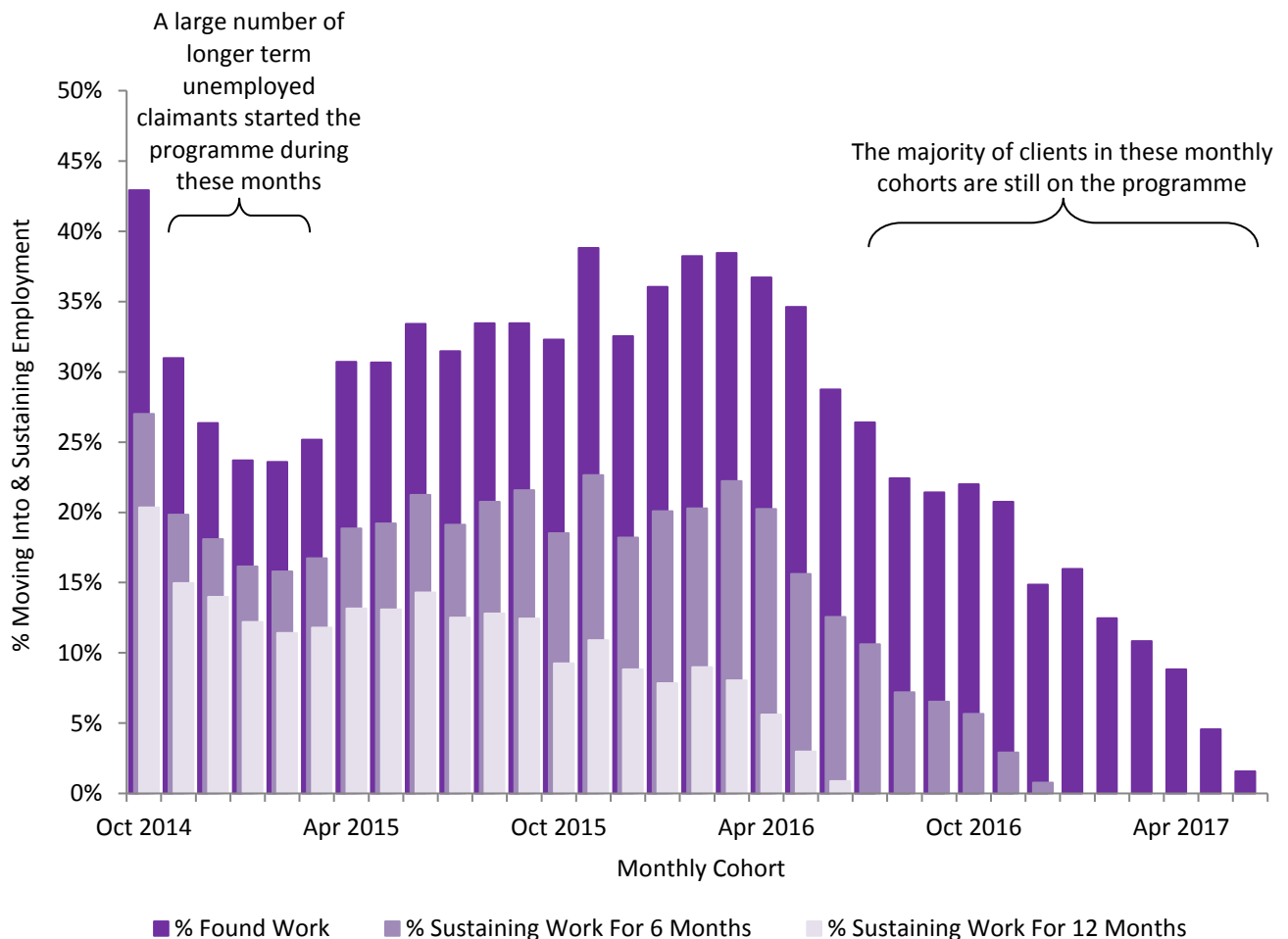
Section 5 – Moves to Employment & Sustainment (October 2014 to June 2017)

Moves to Employment and Sustainment by Month – October 2014 to June 2017 Starts

Table 5.1a and **Figure 12** show the percentage of clients who have moved into employment and the percentage who have sustained their employment for periods of 6 and 12 months for all monthly cohorts (October 2014 to June 2017). **The majority of clients from the latter cohorts are still on the programme and still have time remaining in which to find and sustain work. The percentage of clients moving into and sustaining work from these cohorts is therefore anticipated to increase in the coming months.**

To date, the S2S programme has helped 11,349 clients from across Northern Ireland into employment, 6,206 of which have now sustained their employment for at least 6 months. As expected the percentage of participants moving into and sustaining employment generally decreases as the length of time clients have spent on the programme decreases.

Figure 12: Percentage of Starts on Steps 2 Success in Northern Ireland who Moved Into and Sustained Employment by Monthly Cohort (Oct 14 to Jun 17)



The majority of clients who started the programme in October 2014 were from the JSA 18 to 24 category. This could partly explain the high percentage of clients moving into (43%) and sustaining (27%) employment from this monthly cohort.

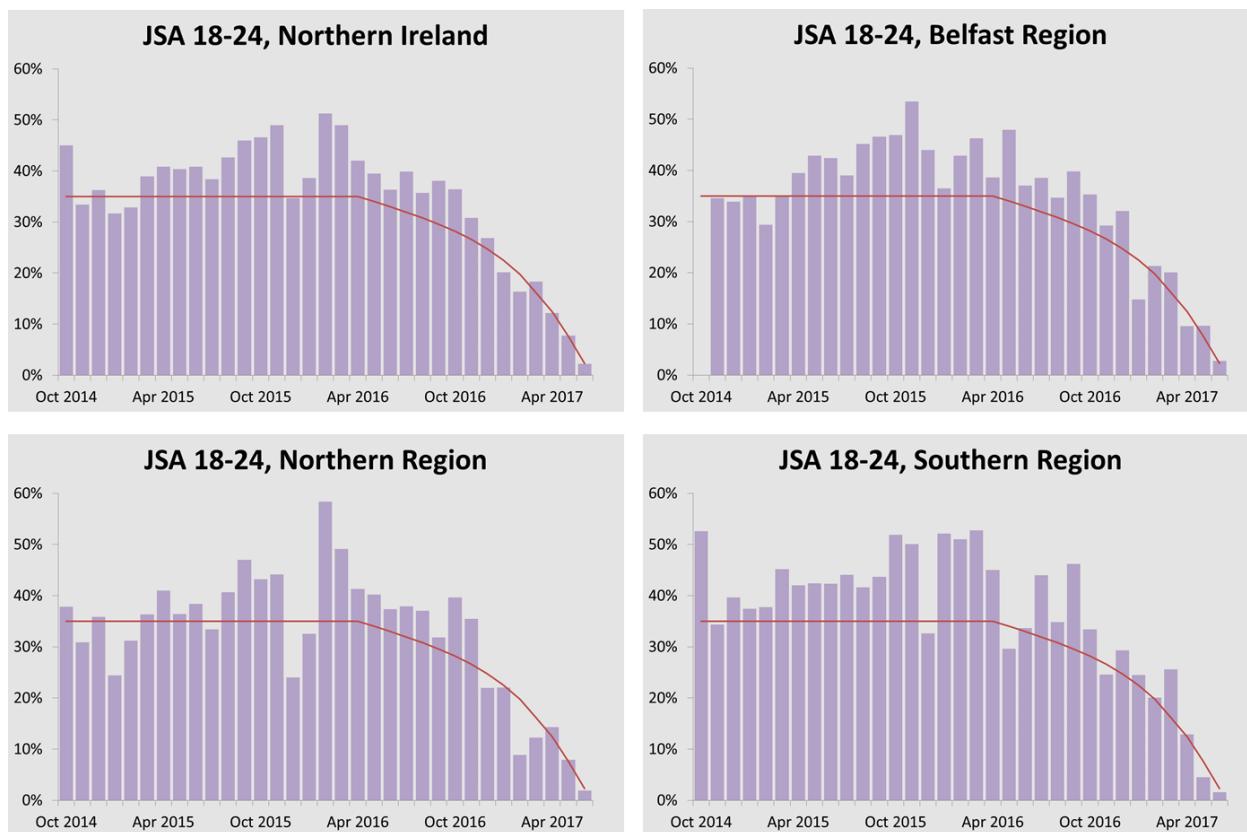
Figure 12 shows that there is a dip in the percentage of clients moving into and sustaining employment for clients starting the programme during the period November 2014 to March 2015. This corresponds with the months in which a large number of longer term claimants were phased onto the programme. These clients were further from the labour market and were likely to find it more difficult to find and sustain employment. See [user guidance](#) for full details.

For further information on the overall programme performance by Contract Area to date see [Tables 5.1b – 5.1d](#).

Moves to Employment for the JSA 18-24 Client Category – October 2014 to June 2017 Starts

In **Figure 13**, each bar highlights the percentage of participants who have moved into employment from each monthly cohort for the JSA 18-24 category. The red line shows how performance is expected to progress from 0%, for those who have just started the programme, towards the baseline performance level of 35%, for those who have completed their 12 months on the programme.

Figure 13: Percentage of Starts on Steps 2 Success within the JSA 18-24 Category who Moved Into Employment by Monthly Cohort (Oct 14 to Jun 17)

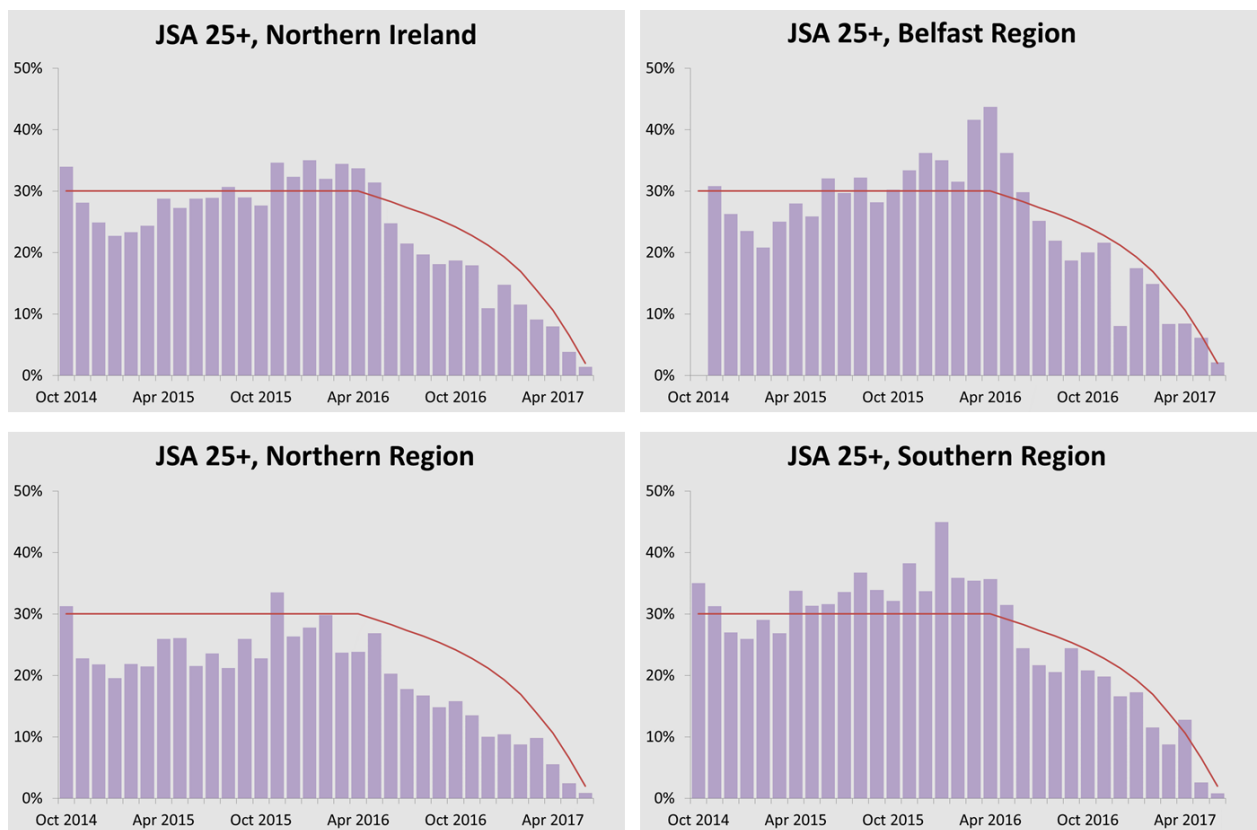


- For the JSA 18-24 category, the Northern Ireland average performance level has reached or exceeded the red line in 26 out of the 33 months from October 2014 to June 2017.
- Across Northern Ireland performance fell slightly below the baseline level for a number of the early months of the programme; this corresponds to the months in which a large number of longer term unemployed claimants were phased onto S2S. These clients were further from the labour market and were likely to find it more difficult to find and sustain employment.
- Comparing the three separate regions, we can see that while the Southern region had the highest level of performance during the first 12 months of the programme (October 2014 to September 2015), all regions are showing significant signs of improvement in year 2.
- The baseline performance level for this client category is 35%. To date the number of monthly cohorts that have met or surpassed this level is similar across all 3 contract areas with 22 in the Belfast region, 20 in the Southern region and 19 in the Northern region. In the Southern region performance has reached 50% or over in 6 monthly cohorts.

Moves to Employment for the JSA 25+ Client Category – October 2014 to June 2017 Starts

Figure 14 provides the equivalent data for the JSA 25+ category. This group has a baseline performance level of 30% for those who have completed 12 months on the programme.

Figure 14: Percentage of Starts on Steps 2 Success within the JSA 25+ Category who Moved Into Employment by Monthly Cohort (Oct 14 to Jun 17)



- For the JSA 25+ category, the Northern Ireland average performance level has reached or exceeded the red line in only 9 out of the 33 months from October 2014 to June 2017.
- This category has been significantly impacted by the large number of unemployed claimants who were phased onto the programme during the period from October 2014 to March 2015; this is evident from the dip in the performance level experienced within all 3 regions across this period.
- Within the Southern region, the JSA 25+ category is performing at or above the expected level for all monthly cohorts between April 2015 and May 2016. In recent months performance has started to fall below the expected level. This may, in part, be due to clients from the first monthly cohorts who had not moved into employment returning to the programme for a second spell.
- While the Southern region had the highest level of performance during the first 12 months, the Belfast region has improved significantly, remaining above the expected level during the period November 2015 to June 2016 before falling slightly as the number of clients returning to programme increased.
- The performance of the JSA 25+ category within the Northern region is in general below target, with only 3 monthly cohorts currently performing at or above the expected level.

Statistical Tables

TABLE	TITLE	PAGE
SECTION 1: REFERRALS TO AND STARTS ON STEPS 2 SUCCESS (Oct 14 to Jun 17)		
1.1	Referrals to Steps 2 Success by Month	24
1.2	Referrals to Steps 2 Success by Local Government District 2014	25
1.3	Starts on Steps 2 Success by Month	26
1.4	Starts on Steps 2 Success by Equality Group	27
1.5	Starts on Steps 2 Success by Lead Contractor	28
1.6	Starts on Steps 2 Success by Local Government District 2014	29
1.7	Starts on Steps 2 Success by Northern Ireland Multiple Deprivation Measure 2010	30
SECTION 2: OCCUPANCY ON STEPS 2 SUCCESS (Dec 14 to Jun 17)		
2.1	Occupancy on Steps 2 Success at Quarter End by Contract Area	31
SECTION 3: MOVES TO EMPLOYMENT (Oct 14 to Jun 16)		
3.1a	Number of Starts on Steps 2 Success who Moved Into Employment by Quarterly Cohort	32
3.1b	Percentage of Starts on Steps 2 Success who Moved Into Employment by Quarterly Cohort	33
3.2a	Number of Starts on Steps 2 Success who Moved Into Employment by Lead Contractor	34
3.2b	Percentage of Starts on Steps 2 Success who Moved Into Employment by Lead Contractor	35
3.3a	Number of Starts on Steps 2 Success who Moved Into Employment by Equality Group	36
3.3b	Percentage of Starts on Steps 2 Success who Moved Into Employment by Equality Group	37
3.4a	Number of Starts on Steps 2 Success who Moved Into Employment by Local Government District 2014	38
3.4b	Percentage of Starts on Steps 2 Success who Moved Into Employment by Local Government District 2014	39
3.5a	Number of Starts on Steps 2 Success who Moved Into Employment by Northern Ireland Multiple Deprivation Measure 2010	40
3.5b	Percentage of Starts on Steps 2 Success who Moved Into Employment by Northern Ireland Multiple Deprivation Measure 2010	41

SECTION 4: SUSTAINMENT (Oct 14 to Dec 15)

4.1a	Number of Starts on Steps 2 Success from October 2014 to December 2015 who Sustained Employment for 6 Months by Monthly Cohort	42
4.1b	Percentage of Starts on Steps 2 Success from October 2014 to December 2015 who Sustained Employment for 6 Months by Monthly Cohort	43
4.1c	Percentage of those Participants who Moved Into Employment that have Sustained Employment for 6 Months by Monthly Cohort	44
4.2a	Number of Starts on Steps 2 Success from October 2014 to December 2015 who Sustained Employment for 6 Months by Lead Contractor	45
4.2b	Percentage of Starts on Steps 2 Success from October 2014 to December 2015 who Sustained Employment for 6 Months by Lead Contractor	45
4.2c	Percentage of those Participants who Moved Into Employment that have Sustained Employment for 6 Months by Lead Contractor	45
4.3a	Number of Starts on Steps 2 Success from October 2014 to June 2015 who Sustained Employment for 12 Months by Monthly Cohort	46
4.3b	Percentage of Starts on Steps 2 Success from October 2014 to June 2015 who Sustained Employment for 12 Months by Monthly Cohort	46
4.3c	Percentage of those Participants who Moved Into Employment that have Sustained Employment for 12 Months by Monthly Cohort	47
4.4a	Number of Starts on Steps 2 Success from October 2014 to June 2015 who Sustained Employment for 12 Months by Lead Contractor	48
4.4b	Percentage of Starts on Steps 2 Success from October 2014 to June 2015 who Sustained Employment for 12 Months by Lead Contractor	48
4.4c	Percentage of those Participants who Moved Into Employment that have Sustained Employment for 12 Months by Lead Contractor	48

SECTION 5: MOVES TO EMPLOYMENT & SUSTAINMENT (Oct 14 to Jun 17)

5.1a	Number of Starts on Steps 2 Success in Northern Ireland who Moved Into and Sustainment Employment by Monthly Cohort	49
5.1b	Number of Starts on Steps 2 Success in the Belfast Region who Moved Into and Sustained Employment by Monthly Cohort	50
5.1c	Number of Starts on Steps 2 Success in the Northern Region who Moved Into and Sustained Employment by Monthly Cohort	51
5.1d	Number of Starts on Steps 2 Success in the Southern Region who Moved Into and Sustained Employment by Monthly Cohort	52
5.2a	Number of JSA 18-24 Starts on Steps 2 Success in Northern Ireland who Moved Into and Sustainment Employment by Monthly Cohort	53
5.2b	Number of JSA 18-24 Starts on Steps 2 Success in the Belfast Region who Moved Into and Sustained Employment by Monthly Cohort	54
5.2c	Number of JSA 18-24 Starts on Steps 2 Success in the Northern Region who Moved Into and Sustained Employment by Monthly Cohort	55
5.2d	Number of JSA 18-24 Starts on Steps 2 Success in the Southern Region who Moved Into and Sustained Employment by Monthly Cohort	56
5.3a	Number of JSA 25+ Starts on Steps 2 Success in Northern Ireland who Moved Into and Sustainment Employment by Monthly Cohort	57
5.3b	Number of JSA 25+ Starts on Steps 2 Success in the Belfast Region who Moved Into and Sustained Employment by Monthly Cohort	58
5.3c	Number of JSA 25+ Starts on Steps 2 Success in the Northern Region who Moved Into and Sustained Employment by Monthly Cohort	59
5.3d	Number of JSA 25+ Starts on Steps 2 Success in the Southern Region who Moved Into and Sustained Employment by Monthly Cohort	60

Section 1: Referrals and Starts

Table 1.1 – Referrals to Steps 2 Success by Month (Oct 2014 to Jun 2017)

Month of Referral	Client Group				Total
	JSA 18 - 24	JSA 25+	JSA Early Entry	ESA WRAG & Voluntary	
Oct 2014	935	295	37	14	1,281
Nov 2014	1,342	3,738	47	11	5,138
Dec 2014	631	3,956	57	1	4,645
Jan 2015	485	4,972	416	2	5,875
Feb 2015	459	1,561	1,028	1	3,049
Mar 2015	377	897	249	2	1,525
Apr 2015	388	851	102	1	1,342
May 2015	358	701	42	1	1,102
Jun 2015	606	741	24	1	1,372
Jul 2015	358	683	98	1	1,140
Aug 2015	273	727	83	2	1,085
Sep 2015	271	776	15	0	1,062
Oct 2015	291	704	13	1	1,009
Nov 2015	221	534	9	1	765
Dec 2015	178	338	7	0	523
Jan 2016	201	449	7	0	657
Feb 2016	184	400	5	0	589
Mar 2016	197	348	5	0	550
Apr 2016	282	378	5	0	665
May 2016	401	519	2	2	924
Jun 2016	588	1,308	5	0	1,901
Jul 2016	341	1,209	2	0	1,552
Aug 2016	314	1,608	2	1	1,925
Sep 2016	330	1,420	6	2	1,758
Oct 2016	291	888	4	0	1,183
Nov 2016	220	812	5	0	1,037
Dec 2016	171	478	1	0	650
Jan 2017	235	759	1	6	1,001
Feb 2017	175	760	3	8	946
Mar 2017	215	913	1	7	1,136
Apr 2017	216	706	0	7	929
May 2017	252	792	1	4	1,049
Jun 2017	352	695	1	10	1,058
Total	12,138	35,916	2,283	86	50,423

Notes:

1. The Steps 2 Success programme was introduced across Northern Ireland on 20th October 2014.
2. A referral is the point at which a client is referred by their Employment Service Advisor within the Job Centre/Jobs & Benefit Office to the Steps 2 Success programme. It is expected that the client will normally start the programme within 15 working days of the referral.
3. The large numbers experienced in the first few months were due to the phased referral of clients who became eligible for the programme before it started. See [user guidance](#) for full details.

**Table 1.2 – Referrals to Steps 2 Success by Local Government District 2014
(Oct 2014 to Jun 2017)**

Local Government District 2014	Client Group				Total
	JSA 18 - 24	JSA 25+	JSA Early Entry	ESA WRAG & Voluntary	
Antrim and Newtownabbey	666	1,721	97	3	2,487
Ards and North Down	843	2,496	160	10	3,509
Armagh City, Banbridge and Craigavon	1,014	3,078	191	10	4,293
Belfast	3,163	9,123	696	18	13,000
Causeway Coast and Glens	1,036	2,893	70	5	4,004
Derry City and Strabane	2,031	6,134	554	9	8,728
Fermanagh and Omagh	553	2,031	74	5	2,663
Lisburn and Castlereagh	554	1,447	69	3	2,073
Mid and East Antrim	633	1,952	71	4	2,660
Mid Ulster	528	1,614	66	9	2,217
Newry, Mourne and Down	964	3,032	219	9	4,224
Unknown	153	395	16	1	565
Total	12,138	35,916	2,283	86	50,423

Notes:

1. The Steps 2 Success programme was introduced across Northern Ireland on 20th October 2014.
2. A referral is the point at which a client is referred by their Employment Service Advisor within the Job Centre/Jobs & Benefit Office to the Steps 2 Success programme. It is expected that the client will normally start the programme within 15 working days of the referral.

Table 1.3 – Starts on Steps 2 Success by Month (Oct 2014 to Jun 2017)

Monthly Cohort	Client Group				Total
	JSA 18 - 24	JSA 25+	JSA Early Entry	ESA WRAG & Voluntary	
Oct 2014	160	56	8	2	226
Nov 2014	1,351	1,148	45	17	2,561
Dec 2014	516	3,481	20	1	4,018
Jan 2015	515	4,049	70	0	4,634
Feb 2015	381	2,601	631	3	3,616
Mar 2015	337	1,309	548	0	2,194
Apr 2015	336	992	213	3	1,544
May 2015	325	753	98	1	1,177
Jun 2015	498	770	54	1	1,323
Jul 2015	368	696	54	1	1,119
Aug 2015	291	695	123	0	1,109
Sep 2015	270	760	54	1	1,085
Oct 2015	260	782	15	2	1,059
Nov 2015	237	587	11	0	835
Dec 2015	159	372	12	1	544
Jan 2016	210	483	8	1	702
Feb 2016	205	426	15	0	646
Mar 2016	188	384	13	0	585
Apr 2016	217	312	5	0	534
May 2016	294	408	3	0	705
Jun 2016	504	954	6	1	1,465
Jul 2016	316	896	4	0	1,216
Aug 2016	289	1,391	1	0	1,681
Sep 2016	255	1,262	0	0	1,517
Oct 2016	253	1,083	4	1	1,341
Nov 2016	234	789	4	0	1,027
Dec 2016	164	488	1	0	653
Jan 2017	204	639	1	1	845
Feb 2017	153	689	1	0	843
Mar 2017	186	797	4	1	988
Apr 2017	165	628	0	0	793
May 2017	207	771	1	7	986
Jun 2017	280	665	1	3	949
Total	10,328	32,116	2,028	48	44,520

Notes:

1. The Steps 2 Success programme was introduced across Northern Ireland on 20th October 2014.
2. A client is deemed to have started Steps 2 Success on the date they have their first meeting with the Contractor.
3. The large numbers experienced in the first few months were due to the phased referral of clients who became eligible for the programme before it started. See [user guidance](#) for full details.
4. A number of those starting S2S during the period April to June 2016 were originally incorrectly coded as Early Entrants; this has been amended for this bulletin.

Table 1.4 – Starts on Steps 2 Success by Equality Group (Oct 2014 to Jun 2017)

Equality Group	Client Group			Total
	JSA 18 - 24	JSA 25+	Other	
All	10,328	32,116	2,076	44,520
Male	7,431	23,075	1,549	32,055
Female	2,897	9,041	527	12,465
% Male	72%	72%	75%	72%
Catholic	4,865	16,051	1,126	22,042
Protestant	3,779	11,564	643	15,986
Other	506	1,749	117	2,372
Not Known	1,178	2,752	190	4,120
% Catholic	47%	50%	54%	50%
% Protestant	37%	36%	31%	36%
White	10,184	30,905	1,973	43,062
Non White	143	743	63	949
Not Known	1	468	40	509
% White	99%	96%	95%	97%
No Dependants	9,879	24,080	1,573	35,532
With Dependants	449	8,036	503	8,988
Not Known	0	0	0	0
% With Dependants	4%	25%	24%	20%
Non Disabled	8,938	25,087	1,657	35,682
Disabled	1,150	5,986	334	7,470
Not Known	240	1,043	85	1,368
% Disabled	11%	19%	16%	17%
Single	10,036	21,545	1,386	32,967
Married/Co-Habiting	254	3,439	247	3,940
Widowed/Separated/Divorced	20	6,943	421	7,384
Not Known	18	189	22	229
% Single	97%	67%	67%	74%
Aged < 25	10,327	1	70	10,398
Aged 25-49	1	22,480	1,292	23,773
Aged 50+	0	9,635	714	10,349
% Aged 50+	0%	30%	34%	23%

Notes:

1. The Steps 2 Success programme was introduced across Northern Ireland on 20th October 2014.
2. A client is deemed to have started Steps 2 Success on the date they have their first meeting with the Contractor.
3. JSA Early Entry, ESA WRAG & Voluntary clients have been combined into 'Other' category to avoid disclosing sensitive information.

**Table 1.5 – Starts on Steps 2 Success by Lead Contractor
(Oct 2014 to Jun 2017)**

Lead Contractor	Contract Area	Client Group				Total
		JSA 18 - 24	JSA 25+	JSA Early Entry	ESA WRAG & Voluntary	
Ingeus UK	Belfast Region	3,726	11,354	788	13	15,881
PeoplePlus NI	Northern Region	3,796	11,682	733	9	16,220
Reed In Partnership	Southern Region	2,806	9,080	507	26	12,419
Total	Northern Ireland	10,328	32,116	2,028	48	44,520

Notes:

1. The Steps 2 Success programme was introduced across Northern Ireland on 20th October 2014.
2. A client is deemed to have started Steps 2 Success on the date they have their first meeting with the Contractor.
3. PeoplePlus NI was previously known as EOS NI.

**Table 1.6 – Starts on Steps 2 Success by Local Government District 2014
(Oct 2014 to Jun 2017)**

Local Government District 2014	Client Group				Total Starts	Population Aged 18-64	Average Monthly Starts per 1000 Population
	JSA 18 - 24	JSA 25+	JSA Early Entry	ESA WRAG & Voluntary			
Antrim & Newtownabbey	546	1,486	84	3	2,119	84,952	0.76
Ards & North Down	705	2,181	145	4	3,035	93,391	0.98
Armagh City, Banbridge & Craigavon	925	2,834	170	9	3,938	124,312	0.96
Belfast	2,574	7,884	598	9	11,065	212,940	1.57
Causeway Coast & Glens	892	2,621	63	2	3,578	86,148	1.26
Derry City & Strabane	1,760	5,600	513	3	7,876	91,532	2.61
Fermanagh & Omagh	486	1,878	69	5	2,438	69,161	1.07
Lisburn & Castlereagh	460	1,289	52	0	1,801	84,255	0.65
Mid & East Antrim	525	1,750	62	0	2,337	82,446	0.86
Mid Ulster	473	1,472	56	6	2,007	86,784	0.70
Newry, Mourne & Down	854	2,789	203	6	3,852	105,500	1.11
Unknown	128	332	13	1	474	-	-
Total	10,328	32,116	2,028	48	44,520	1,121,421	1.20

Notes:

1. The Steps 2 Success programme was introduced across Northern Ireland on 20th October 2014.
2. A client is deemed to have started Steps 2 Success on the date they have their first meeting with the Contractor.
3. Population figures are sourced from NINIS midyear population estimates for 2014/15.

Table 1.7 – Starts on Steps 2 Success by Northern Ireland Multiple Deprivation Measure 2010 (Oct 2014 to Jun 2017)

Northern Ireland Multiple Deprivation Measure 2010 Quintile	Client Group				Total
	JSA 18 - 24	JSA 25+	JSA Early Entry	ESA WRAG & Voluntary	
Quintile 1 (most deprived)	4,319	13,229	978	16	18,542
Quintile 2	2,411	7,839	450	15	10,715
Quintile 3	1,609	5,241	289	8	7,147
Quintile 4	1,244	3,758	183	7	5,192
Quintile 5 (least deprived)	617	1,720	115	1	2,453
Unknown	128	329	13	1	471
Total	10,328	32,116	2,028	48	44,520

Notes:

1. The Steps 2 Success programme was introduced across Northern Ireland on 20th October 2014.
2. A client is deemed to have started Steps 2 Success on the date they have their first meeting with the Contractor.
3. The Northern Ireland Multiple Deprivation Measure 2010 is the official measure of deprivation in Northern Ireland and provides a relative measure of deprivation in small areas. Please refer to the user guidance section for further information.

Section 2: Occupancy

**Table 2.1 – Occupancy on Steps 2 Success at Quarter End
by Contract Area (Dec 2014 to Jun 2017)**

Quarter	Contract Area			Total Occupancy
	Belfast Region	Northern Region	Southern Region	
Dec 2014	2,084	2,357	2,364	6,805
Mar 2015	5,634	6,236	5,376	17,246
Jun 2015	7,319	7,580	6,388	21,287
Sep 2015	8,672	8,605	7,315	24,592
Dec 2015	7,561	7,185	5,568	20,314
Mar 2016	5,053	4,435	3,379	12,867
Jun 2016	4,483	4,139	3,276	11,898
Sep 2016	4,385	4,273	3,198	11,856
Dec 2016	4,371	4,525	3,400	12,296
Mar 2017	4,540	4,930	3,474	12,944
Jun 2017	4,963	5,148	3,159	13,270

Notes:

1. The Steps 2 Success programme was introduced across Northern Ireland on 20th October 2014.
2. Figures relate to the number of clients on the S2S programme on the last day of the quarter.
3. Occupancy figures may continue to fluctuate after the occupancy date due to delays in recording end dates for clients who complete/leave the programme.

Occupancy figures by client group are available in the MS Excel version of the tables published alongside this bulletin.

Section 3: Moves to Employment (Oct 14 to Jun 16)

Table 3.1a – Number of Starts on Steps 2 Success from October 2014 to June 2016 who Moved Into Employment by Quarterly Cohort

Quarterly Cohort	Client Group				Total
	JSA 18 - 24	JSA 25+	JSA Early Entry	ESA WRAG & Voluntary	
Oct - Dec 2014	710	1,206	28	5	1,949
Jan - Mar 2015	419	1,842	240	2	2,503
Apr - Jun 2015	471	711	93	2	1,277
Jul - Sep 2015	389	634	63	0	1,086
Year 1 Total	1,989	4,393	424	9	6,815
Oct - Dec 2015	292	539	12	0	843
Jan - Mar 2016	278	437	10	0	725
Apr - Jun 2016	390	469	2	0	861
Year 2 Total	960	1,445	24	0	2,429
Overall Total	2,949	5,838	448	9	9,244

Notes:

1. The Steps 2 Success programme was introduced across Northern Ireland on 20th October 2014.
2. A client is deemed to have started Steps 2 Success on the date they have their first meeting with the Contractor.
3. Moves to Employment are based on the number of approved job entry payments. See user guidance for further information.
4. Due to the time given for clients to find work and for Lead Contractors to claim payments, final into employment figures for each monthly cohort will not be available until approximately 6 months after all clients within the group have completed the programme. The figures will continue to be updated in future Statistical Bulletins prior to finalisation.

Table 3.1b – Percentage of Starts on Steps 2 Success from October 2014 to June 2016 who Moved Into Employment by Quarterly Cohort

Quarterly Cohort	Client Group				Total
	JSA 18 - 24	JSA 25+	JSA Early Entry	ESA WRAG & Voluntary	
Oct - Dec 2014	35%	26%	38%	25%	29%
Jan - Mar 2015	34%	23%	19%	67%	24%
Apr - Jun 2015	41%	28%	25%	40%	32%
Jul - Sep 2015	42%	29%	27%	0%	33%
Year 1 Total	37%	25%	22%	30%	28%
Oct - Dec 2015	45%	31%	32%	0%	35%
Jan - Mar 2016	46%	34%	28%	0%	38%
Apr - Jun 2016	38%	28%	14%	0%	32%
Year 2 Total	42%	31%	27%	0%	34%
Overall Total	39%	27%	22%	26%	29%
Baseline Performance Level	35%	30%	19%	20%	28%

Notes:

1. The Steps 2 Success programme was introduced across Northern Ireland on 20th October 2014.
2. A client is deemed to have started Steps 2 Success on the date they have their first meeting with the Contractor.
3. Moves to Employment are based on the number of approved job entry payments. See user guidance for further information.
4. Due to the time given for clients to find work and for Lead Contractors to claim payments, final into employment figures for each monthly cohort will not be available until approximately 6 months after all clients within the group have completed the programme. The figures will continue to be updated in future Statistical Bulletins prior to finalisation.

Table 3.2a – Number of Starts on Steps 2 Success from October 2014 to June 2016 who Moved Into Employment by Lead Contractor

Period	Lead Contractor	Contract Area	Client Group				Total
			JSA 18 - 24	JSA 25+	JSA Early Entry	ESA WRAG & Voluntary	
Oct 14 - Sep 15 (Year 1)	Ingeus UK	Belfast Region	714	1,548	170	3	2,435
	PeoplePlus NI	Northern Region	652	1,316	126	4	2,098
	Reed In Partnership	Southern Region	623	1,529	128	2	2,282
	Total	Northern Ireland	1,989	4,393	424	9	6,815
Oct 15 - Jun 16 (Year 2 to date)	Ingeus UK	Belfast Region	360	572	9	0	941
	PeoplePlus NI	Northern Region	347	427	7	0	781
	Reed In Partnership	Southern Region	253	446	8	0	707
	Total	Northern Ireland	960	1,445	24	0	2,429
Total	Ingeus UK	Belfast Region	1,074	2,120	179	3	3,376
	PeoplePlus NI	Northern Region	999	1,743	133	4	2,879
	Reed In Partnership	Southern Region	876	1,975	136	2	2,989
	Total	Northern Ireland	2,949	5,838	448	9	9,244

Notes:

1. The Steps 2 Success programme was introduced across Northern Ireland on 20th October 2014.
2. A client is deemed to have started Steps 2 Success on the date they have their first meeting with the Contractor.
3. Moves to Employment are based on the number of approved job entry payments. See user guidance for further information.
4. Due to the time given for clients to find work and for Lead Contractors to claim payments, final into employment figures for each monthly cohort will not be available until approximately 6 months after all clients within the group have completed the programme. The figures will continue to be updated in future Statistical Bulletins prior to finalisation.
5. PeoplePlus NI was previously known as EOS NI.

Table 3.2b – Percentage of Starts on Steps 2 Success from October 2014 to June 2016 who Moved Into Employment by Lead Contractor

Period	Lead Contractor	Contract Area	Client Group				Total
			JSA 18 - 24	JSA 25+	JSA Early Entry	ESA WRAG & Voluntary	
Oct 14 - Sep 15 (Year 1)	Ingeus UK	Belfast Region	37%	26%	23%	33%	28%
	PeoplePlus NI	Northern Region	35%	22%	18%	57%	24%
	Reed In Partnership	Southern Region	40%	29%	27%	14%	31%
	Total	Northern Ireland	37%	25%	22%	30%	28%
Oct 15 - Jun 16 (Year 2 to date)	Ingeus UK	Belfast Region	43%	34%	21%	0%	37%
	PeoplePlus NI	Northern Region	41%	26%	27%	0%	31%
	Reed In Partnership	Southern Region	42%	33%	42%	0%	36%
	Total	Northern Ireland	42%	31%	27%	0%	34%
Total	Ingeus UK	Belfast Region	39%	28%	23%	30%	30%
	PeoplePlus NI	Northern Region	37%	23%	18%	50%	26%
	Reed In Partnership	Southern Region	41%	30%	27%	12%	32%
	Total	Northern Ireland	39%	27%	22%	26%	29%
Baseline Performance Level			35%	30%	19%	20%	28%

Notes:

1. The Steps 2 Success programme was introduced across Northern Ireland on 20th October 2014.
2. A client is deemed to have started Steps 2 Success on the date they have their first meeting with the Contractor.
3. Moves to Employment are based on the number of approved job entry payments. See user guidance for further information.
4. Due to the time given for clients to find work and for Lead Contractors to claim payments, final into employment figures for each monthly cohort will not be available until approximately 6 months after all clients within the group have completed the programme. The figures will continue to be updated in future Statistical Bulletins prior to finalisation.
5. PeoplePlus NI was previously known as EOS NI.

Table 3.3a – Number of Starts on Steps 2 Success from October 2014 to June 2016 who Moved Into Employment by Equality Group

Equality Group	Client Group			Total
	JSA 18 - 24	JSA 25+	Other	
All	2,949	5,838	457	9,244
Male	2,133	4,171	322	6,626
Female	816	1,667	135	2,618
Catholic	1,350	2,861	241	4,452
Protestant	1,106	2,036	138	3,280
Other	159	401	39	599
Not Known	334	540	39	913
White	2,918	5,582	437	8,937
Non White	31	172	10	213
Not Known	0	84	10	94
No Dependants	2,847	4,260	330	7,437
With Dependants	102	1,578	127	1,807
Not Known	0	0	0	0
Non Disabled	2,663	5,026	397	8,086
Disabled	229	666	48	943
Not Known	57	146	12	215
Single	2,874	4,030	308	7,212
Married/Co-Habiting	64	663	48	775
Widowed/Separated/Divorced	5	1,115	96	1,216
Not Known	6	30	5	41
Aged < 25	2,949	0	25	2,974
Aged 25-49	0	4,754	331	5,085
Aged 50+	0	1,084	101	1,185

Notes:

1. The Steps 2 Success programme was introduced across Northern Ireland on 20th October 2014.
2. A client is deemed to have started Steps 2 Success on the date they have their first meeting with the Contractor.
3. Moves to Employment are based on the number of approved job entry payments. See user guidance for further information.
4. Due to the time given for clients to find work and for Lead Contractors to claim payments, final into employment figures for each monthly cohort will not be available until approximately 6 months after all clients within the group have completed the programme. The figures will continue to be updated in future Statistical Bulletins prior to finalisation.
5. JSA Early Entry, ESA WRAG & Voluntary clients have been combined into 'Other' category to avoid disclosing sensitive information.

Table 3.3b – Percentage of Starts on Steps 2 Success from October 2014 to June 2016 who Moved Into Employment by Equality Group

Equality Group	Client Group			Total
	JSA 18 - 24	JSA 25+	Other	
All	39%	27%	22%	29%
Male	39%	26%	21%	29%
Female	39%	27%	26%	29%
Catholic	38%	26%	22%	28%
Protestant	39%	26%	22%	29%
Other	42%	33%	34%	35%
Not Known	40%	28%	21%	31%
White	39%	26%	23%	29%
Non White	30%	34%	16%	32%
Not Known	0%	25%	25%	25%
No Dependants	39%	26%	21%	30%
With Dependants	27%	28%	26%	28%
Not Known	-	-	-	-
Non Disabled	40%	29%	24%	32%
Disabled	28%	16%	15%	18%
Not Known	32%	21%	14%	23%
Single	39%	28%	23%	31%
Married/Co-Habiting	32%	27%	20%	26%
Widowed/Separated/Divorced	33%	23%	23%	23%
Not Known	40%	22%	23%	24%
Aged < 25	39%	-	40%	39%
Aged 25-49	-	30%	26%	30%
Aged 50+	-	17%	14%	17%

Notes:

1. The Steps 2 Success programme was introduced across Northern Ireland on 20th October 2014.
2. A client is deemed to have started Steps 2 Success on the date they have their first meeting with the Contractor.
3. Moves to Employment are based on the number of approved job entry payments. See user guidance for further information.
4. Due to the time given for clients to find work and for Lead Contractors to claim payments, final into employment figures for each monthly cohort will not be available until approximately 6 months after all clients within the group have completed the programme. The figures will continue to be updated in future Statistical Bulletins prior to finalisation.
5. JSA Early Entry, ESA WRAG & Voluntary clients have been combined into 'Other' category to avoid disclosing sensitive information.

Table 3.4a – Number of Starts on Steps 2 Success from October 2014 to June 2016 who Moved Into Employment by Local Government District 2014

Local Government District 2014	Client Group				Total
	JSA 18 - 24	JSA 25+	JSA Early Entry	ESA WRAG & Voluntary	
Antrim & Newtownabbey	189	284	21	3	497
Ards & North Down	191	396	24	2	613
Armagh City, Banbridge & Craigavon	330	651	61	0	1,042
Belfast	750	1,489	140	2	2,381
Causeway Coast & Glens	230	426	22	0	678
Derry City & Strabane	416	694	69	0	1,179
Fermanagh & Omagh	132	344	14	0	490
Lisburn & Castlereagh	135	243	17	0	395
Mid & East Antrim	146	313	18	0	477
Mid Ulster	159	323	15	2	499
Newry, Mourne & Down	245	618	42	0	905
Unknown	26	57	5	0	88
Total	2,949	5,838	448	9	9,244

Notes:

1. The Steps 2 Success programme was introduced across Northern Ireland on 20th October 2014.
2. A client is deemed to have started Steps 2 Success on the date they have their first meeting with the Contractor.
3. Moves to Employment are based on the number of approved job entry payments. See user guidance for further information.
4. Due to the time given for clients to find work and for Lead Contractors to claim payments, final into employment figures for each monthly cohort will not be available until approximately 6 months after all clients within the group have completed the programme. The figures will continue to be updated in future Statistical Bulletins prior to finalisation.

Table 3.4b – Percentage of Starts on Steps 2 Success from October 2014 to June 2016 who Moved Into Employment by Local Government District 2014

Local Government District 2014	Client Group				Total
	JSA 18 - 24	JSA 25+	JSA Early Entry	ESA WRAG & Voluntary	
Antrim & Newtownabbey	45%	28%	25%	100%	33%
Ards & North Down	37%	27%	17%	67%	29%
Armagh City, Banbridge & Craigavon	46%	31%	36%	0%	35%
Belfast	40%	28%	24%	25%	30%
Causeway Coast & Glens	37%	24%	35%	0%	28%
Derry City & Strabane	33%	20%	14%	0%	22%
Fermanagh & Omagh	36%	26%	21%	0%	27%
Lisburn & Castlereagh	38%	27%	33%	-	30%
Mid & East Antrim	38%	25%	31%	-	28%
Mid Ulster	46%	30%	28%	40%	34%
Newry, Mourne & Down	37%	30%	21%	0%	31%
Unknown	30%	25%	38%	-	27%
Total	39%	27%	22%	26%	29%

Notes:

1. The Steps 2 Success programme was introduced across Northern Ireland on 20th October 2014.
2. A client is deemed to have started Steps 2 Success on the date they have their first meeting with the Contractor.
3. Moves to Employment are based on the number of approved job entry payments. See user guidance for further information.
4. Due to the time given for clients to find work and for Lead Contractors to claim payments, final into employment figures for each monthly cohort will not be available until approximately 6 months after all clients within the group have completed the programme. The figures will continue to be updated in future Statistical Bulletins prior to finalisation.

Table 3.5a – Number of Starts on Steps 2 Success from October 2014 to June 2016 who Moved Into Employment by Northern Ireland Multiple Deprivation Measure 2010

Northern Ireland Multiple Deprivation Measure 2010 Quintile	Client Group				Total
	JSA 18 - 24	JSA 25+	JSA Early Entry	ESA WRAG & Voluntary	
Quintile 1 (most deprived)	1,172	2,172	173	4	3,521
Quintile 2	660	1,436	116	1	2,213
Quintile 3	508	1,000	69	1	1,578
Quintile 4	381	759	51	3	1,194
Quintile 5 (least deprived)	202	414	34	0	650
Unknown	26	57	5	0	88
Total	2,949	5,838	448	9	9,244

Notes:

1. The Steps 2 Success programme was introduced across Northern Ireland on 20th October 2014.
2. A client is deemed to have started Steps 2 Success on the date they have their first meeting with the Contractor.
3. Moves to Employment are based on the number of approved job entry payments. See user guidance for further information.
4. Due to the time given for clients to find work and for Lead Contractors to claim payments, final into employment figures for each monthly cohort will not be available until approximately 6 months after all clients within the group have completed the programme. The figures will continue to be updated in future Statistical Bulletins prior to finalisation.
5. The Northern Ireland Multiple Deprivation Measure 2010 is the official measure of deprivation in Northern Ireland and provides a relative measure of deprivation in small areas. Please refer to the user guidance section for further information.

Table 3.5b – Percentage of Starts on Steps 2 Success from October 2014 to June 2016 who Moved Into Employment by Northern Ireland Multiple Deprivation Measure 2010

Northern Ireland Multiple Deprivation Measure 2010 Quintile	Client Group				Total
	JSA 18 - 24	JSA 25+	JSA Early Entry	ESA WRAG & Voluntary	
Quintile 1 (most deprived)	37%	24%	18%	33%	27%
Quintile 2	38%	26%	26%	10%	29%
Quintile 3	42%	27%	24%	14%	31%
Quintile 4	41%	29%	28%	50%	32%
Quintile 5 (least deprived)	44%	34%	30%	-	36%
Unknown	30%	25%	38%	-	27%
Total	39%	27%	22%	26%	29%

Notes:

1. The Steps 2 Success programme was introduced across Northern Ireland on 20th October 2014.
2. A client is deemed to have started Steps 2 Success on the date they have their first meeting with the Contractor.
3. Moves to Employment are based on the number of approved job entry payments. See user guidance for further information.
4. Due to the time given for clients to find work and for Lead Contractors to claim payments, final into employment figures for each monthly cohort will not be available until approximately 6 months after all clients within the group have completed the programme. The figures will continue to be updated in future Statistical Bulletins prior to finalisation.
5. The Northern Ireland Multiple Deprivation Measure 2010 is the official measure of deprivation in Northern Ireland and provides a relative measure of deprivation in small areas. Please refer to the user guidance section for further information.

Section 4: Sustainment (Oct 14 to Dec 15)

Table 4.1a – Number of Starts on Steps 2 Success from October 2014 to December 2015 who Sustained Employment for 6 Months by Monthly Cohort

Monthly Cohort	Client Group				Total
	JSA 18 - 24	JSA 25+	JSA Early Entry	ESA WRAG & Voluntary	
Oct 2014	44	14	3	0	61
Nov 2014	270	226	9	3	508
Dec 2014	112	608	7	0	727
Jan 2015	106	629	13	0	748
Feb 2015	83	409	77	2	571
Mar 2015	85	210	72	0	367
Apr 2015	86	175	28	2	291
May 2015	76	133	17	0	226
Jun 2015	134	132	15	0	281
Jul 2015	82	125	7	0	214
Aug 2015	66	143	21	0	230
Sep 2015	71	152	11	0	234
Oct 2015	66	127	3	0	196
Nov 2015	60	125	4	0	189
Dec 2015	26	72	1	0	99
Total	1,367	3,280	288	7	4,942

Notes:

1. The Steps 2 Success programme was introduced across Northern Ireland on 20th October 2014.
2. A client is deemed to have started Steps 2 Success on the date they have their first meeting with the Contractor.
3. Six month sustainment figures are based on the number of approved 26 week sustainment payments. See user guidance for further information.
4. Due to the time given for clients to find work and for Lead Contractors to claim payments, final 6 month sustainment figures for each monthly cohort will not be available until approximately 12 months after all clients within the group have completed the programme. The figures will continue to be updated in future Statistical Bulletins prior to finalisation.

Table 4.1b – Percentage of Starts on Steps 2 Success from October 2014 to December 2015 who Sustained Employment for 6 Months by Monthly Cohort

Monthly Cohort	Client Group				Total
	JSA 18 - 24	JSA 25+	JSA Early Entry	ESA WRAG & Voluntary	
Oct 2014	28%	25%	38%	0%	27%
Nov 2014	20%	20%	20%	18%	20%
Dec 2014	22%	17%	35%	0%	18%
Jan 2015	21%	16%	19%	-	16%
Feb 2015	22%	16%	12%	67%	16%
Mar 2015	25%	16%	13%	-	17%
Apr 2015	26%	18%	13%	67%	19%
May 2015	23%	18%	17%	0%	19%
Jun 2015	27%	17%	28%	0%	21%
Jul 2015	22%	18%	13%	0%	19%
Aug 2015	23%	21%	17%	-	21%
Sep 2015	26%	20%	20%	0%	22%
Oct 2015	25%	16%	20%	0%	19%
Nov 2015	25%	21%	36%	-	23%
Dec 2015	16%	19%	8%	0%	18%
Total	23%	17%	15%	21%	18%
Baseline Performance Level	23%	21%	9%	9%	19%

Notes:

1. The Steps 2 Success programme was introduced across Northern Ireland on 20th October 2014.
2. A client is deemed to have started Steps 2 Success on the date they have their first meeting with the Contractor.
3. Six month sustainment figures are based on the number of approved 26 week sustainment payments. See user guidance for further information.
4. Due to the time given for clients to find work and for Lead Contractors to claim payments, final 6 month sustainment figures for each monthly cohort will not be available until approximately 12 months after all clients within the group have completed the programme. The figures will continue to be updated in future Statistical Bulletins prior to finalisation.

Table 4.1c – Percentage of those Participants who Moved Into Employment that have Sustained Employment for 6 Months by Monthly Cohort

Monthly Cohort	Client Group				Total
	JSA 18 - 24	JSA 25+	JSA Early Entry	ESA WRAG & Voluntary	
Oct 2014	61%	74%	50%	-	63%
Nov 2014	60%	70%	60%	60%	64%
Dec 2014	60%	70%	100%	-	69%
Jan 2015	65%	68%	81%	-	68%
Feb 2015	66%	68%	64%	100%	67%
Mar 2015	65%	66%	70%	-	66%
Apr 2015	63%	61%	56%	100%	61%
May 2015	58%	65%	68%	-	63%
Jun 2015	66%	60%	83%	-	64%
Jul 2015	58%	62%	70%	-	61%
Aug 2015	53%	67%	62%	-	62%
Sep 2015	57%	69%	58%	-	64%
Oct 2015	55%	59%	60%	-	57%
Nov 2015	52%	62%	80%	-	58%
Dec 2015	47%	60%	50%	-	56%
Total	60%	67%	66%	78%	65%

Notes:

1. The Steps 2 Success programme was introduced across Northern Ireland on 20th October 2014.
2. A client is deemed to have started Steps 2 Success on the date they have their first meeting with the Contractor.
3. Six month sustainment figures are based on the number of approved 26 week sustainment payments. See user guidance for further information.
4. Due to the time given for clients to find work and for Lead Contractors to claim payments, final 6 month sustainment figures for each monthly cohort will not be available until approximately 12 months after all clients within the group have completed the programme. The figures will continue to be updated in future Statistical Bulletins prior to finalisation.

Table 4.2a – Number of Starts on Steps 2 Success from October 2014 to December 2015 who Sustained Employment for 6 Months by Lead Contractor

Lead Contractor	Contract Area	Client Group				Total
		JSA 18 - 24	JSA 25+	JSA Early Entry	ESA WRAG & Voluntary	
Ingeus UK	Belfast Region	453	1,147	117	2	1,719
PeoplePlus NI	Northern Region	466	955	79	4	1,504
Reed In Partnership	Southern Region	448	1,178	92	1	1,719
Total	Northern Ireland	1,367	3,280	288	7	4,942

Table 4.2b – Percentage of Starts on Steps 2 Success from October 2014 to December 2015 who Sustained Employment for 6 Months by Lead Contractor

Lead Contractor	Contract Area	Client Group				Total
		JSA 18 - 24	JSA 25+	JSA Early Entry	ESA WRAG & Voluntary	
Ingeus UK	Belfast Region	21%	17%	15%	22%	18%
PeoplePlus NI	Northern Region	22%	14%	11%	50%	16%
Reed In Partnership	Southern Region	26%	21%	19%	6%	22%
Total	Northern Ireland	23%	17%	15%	21%	18%
Baseline Performance Level		23%	21%	9%	9%	19%

Table 4.2c – Percentage of those Participants who Moved Into Employment that have Sustained Employment for 6 Months by Lead Contractor

Lead Contractor	Contract Area	Client Group				Total
		JSA 18 - 24	JSA 25+	JSA Early Entry	ESA WRAG & Voluntary	
Ingeus UK	Belfast Region	54%	65%	66%	67%	62%
PeoplePlus NI	Northern Region	62%	64%	63%	100%	63%
Reed In Partnership	Southern Region	65%	70%	69%	50%	69%
Total	Northern Ireland	60%	67%	66%	78%	65%

Notes:

1. The Steps 2 Success programme was introduced across Northern Ireland on 20th October 2014.
2. A client is deemed to have started Steps 2 Success on the date they have their first meeting with the Contractor.
3. Six month sustainment figures are based on the number of approved 26 week sustainment payments. See user guidance for further information.
4. Due to the time given for clients to find work and for Lead Contractors to claim payments, final 6 month sustainment figures for each monthly cohort will not be available until approximately 12 months after all clients within the group have completed the programme. The figures will continue to be updated in future Statistical Bulletins prior to finalisation.
5. PeoplePlus NI was previously known as EOS NI.

Table 4.3a – Number of Starts on Steps 2 Success from October 2014 to June 2015 who Sustained Employment for 12 Months by Monthly Cohort

Monthly Cohort	Client Group				Total
	JSA 18 - 24	JSA 25+	JSA Early Entry	ESA WRAG & Voluntary	
Oct 2014	33	10	3	0	46
Nov 2014	202	171	8	2	383
Dec 2014	82	473	7	0	562
Jan 2015	72	484	9	0	565
Feb 2015	56	303	53	1	413
Mar 2015	53	154	52	0	259
Apr 2015	61	120	21	1	203
May 2015	49	92	13	0	154
Jun 2015	87	89	13	0	189
Total	695	1,896	179	4	2,774

Table 4.3b – Percentage of Starts on Steps 2 Success from October 2014 to June 2015 who Sustained Employment for 12 Months by Monthly Cohort

Monthly Cohort	Client Group				Total
	JSA 18 - 24	JSA 25+	JSA Early Entry	ESA WRAG & Voluntary	
Oct 2014	21%	18%	38%	0%	20%
Nov 2014	15%	15%	18%	12%	15%
Dec 2014	16%	14%	35%	0%	14%
Jan 2015	14%	12%	13%	-	12%
Feb 2015	15%	12%	8%	33%	11%
Mar 2015	16%	12%	9%	-	12%
Apr 2015	18%	12%	10%	33%	13%
May 2015	15%	12%	13%	0%	13%
Jun 2015	17%	12%	24%	0%	14%
Total	16%	13%	11%	14%	13%
Baseline Performance Level	18%	17%	7%	7%	15%

Notes:

1. The Steps 2 Success programme was introduced across Northern Ireland on 20th October 2014.
2. A client is deemed to have started Steps 2 Success on the date they have their first meeting with the Contractor.
3. Twelve month sustainment figures are based on the number of approved 52 week sustainment payments. See user guidance for further information.
4. Due to the time given for clients to find work and for Lead Contractors to claim payments, final 12 month sustainment figures for each monthly cohort will not be available until approximately 18 months after all clients within the group have completed the programme. The figures will continue to be updated in future Statistical Bulletins prior to finalisation.

Table 4.3c – Percentage of those Participants who Moved Into Employment that have Sustained Employment for 12 Months by Monthly Cohort

Monthly Cohort	Client Group				Total
	JSA 18 - 24	JSA 25+	JSA Early Entry	ESA WRAG & Voluntary	
Oct 2014	46%	53%	50%	-	47%
Nov 2014	45%	53%	53%	40%	48%
Dec 2014	44%	55%	100%	-	53%
Jan 2015	44%	53%	56%	-	51%
Feb 2015	45%	50%	44%	50%	48%
Mar 2015	40%	48%	50%	-	47%
Apr 2015	45%	42%	42%	50%	43%
May 2015	37%	45%	52%	-	43%
Jun 2015	43%	40%	72%	-	43%
Total	43%	50%	50%	44%	48%

Notes:

1. The Steps 2 Success programme was introduced across Northern Ireland on 20th October 2014.
2. A client is deemed to have started Steps 2 Success on the date they have their first meeting with the Contractor.
3. Twelve month sustainment figures are based on the number of approved 52 week sustainment payments. See user guidance for further information.
4. Due to the time given for clients to find work and for Lead Contractors to claim payments, final 12 month sustainment figures for each monthly cohort will not be available until approximately 18 months after all clients within the group have completed the programme. The figures will continue to be updated in future Statistical Bulletins prior to finalisation.

Table 4.4a – Number of Starts on Steps 2 Success from October 2014 to June 2015 who Sustained Employment for 12 Months by Lead Contractor

Lead Contractor	Contract Area	Client Group				Total
		JSA 18 - 24	JSA 25+	JSA Early Entry	ESA WRAG & Voluntary	
Ingeus UK	Belfast Region	226	627	71	2	926
PeoplePlus NI	Northern Region	229	557	52	1	839
Reed In Partnership	Southern Region	240	712	56	1	1,009
Total	Northern Ireland	695	1,896	179	4	2,774

Table 4.4b – Percentage of Starts on Steps 2 Success from October 2014 to June 2015 who Sustained Employment for 12 Months by Lead Contractor

Lead Contractor	Contract Area	Client Group				Total
		JSA 18 - 24	JSA 25+	JSA Early Entry	ESA WRAG & Voluntary	
Ingeus UK	Belfast Region	14%	12%	11%	25%	13%
PeoplePlus NI	Northern Region	15%	10%	8%	17%	11%
Reed In Partnership	Southern Region	18%	15%	13%	7%	16%
Total	Northern Ireland	16%	13%	11%	14%	13%
Baseline Performance Level		23%	18%	17%	7%	15%

Table 4.4c – Percentage of those Participants who Moved Into Employment that have Sustained Employment for 12 Months by Lead Contractor

Lead Contractor	Contract Area	Client Group				Total
		JSA 18 - 24	JSA 25+	JSA Early Entry	ESA WRAG & Voluntary	
Ingeus UK	Belfast Region	40%	49%	51%	67%	47%
PeoplePlus NI	Northern Region	44%	48%	47%	25%	47%
Reed In Partnership	Southern Region	47%	54%	50%	50%	52%
Total	Northern Ireland	43%	50%	50%	44%	48%

Notes:

1. The Steps 2 Success programme was introduced across Northern Ireland on 20th October 2014.
2. A client is deemed to have started Steps 2 Success on the date they have their first meeting with the Contractor.
3. Twelve month sustainment figures are based on the number of approved 52 week sustainment payments. See user guidance for further information.
4. Due to the time given for clients to find work and for Lead Contractors to claim payments, final 12 month sustainment figures for each monthly cohort will not be available until approximately 18 months after all clients within the group have completed the programme. The figures will continue to be updated in future Statistical Bulletins prior to finalisation.
5. PeoplePlus NI was previously known as EOS NI.

Section 5: Moves to Employment & Sustainment (Oct 2014 to Jun 17)

Table 5.1a – Number of Starts on Steps 2 Success in Northern Ireland who Moved Into and Sustained Employment by Monthly Cohort
(Oct 2014 to Jun 2017)

Monthly Cohort	Starts	Number Found Work	% of Starts who Found Work	Number Sustaining Work For 6 Months	% of Starts who Sustained Work For 6 Months	Number Sustaining Work For 12 Months	% of Starts who Sustained Work For 12 Months
Oct 2014	226	97	43%	61	27%	46	20%
Nov 2014	2,561	793	31%	508	20%	383	15%
Dec 2014	4,018	1,059	26%	727	18%	562	14%
Jan 2015	4,634	1,098	24%	748	16%	565	12%
Feb 2015	3,616	853	24%	571	16%	413	11%
Mar 2015	2,194	552	25%	367	17%	259	12%
Apr 2015	1,544	474	31%	291	19%	203	13%
May 2015	1,177	361	31%	226	19%	154	13%
Jun 2015	1,323	442	33%	281	21%	189	14%
Jul 2015	1,119	352	31%	214	19%	140	13%
Aug 2015	1,109	371	33%	230	21%	142	13%
Sep 2015	1,085	363	33%	234	22%	135	12%
Oct 2015	1,059	342	32%	196	19%	98	9%
Nov 2015	835	324	39%	189	23%	91	11%
Dec 2015	544	177	33%	99	18%	48	9%
Jan 2016	702	253	36%	141	20%	55	8%
Feb 2016	646	247	38%	131	20%	58	9%
Mar 2016	585	225	38%	130	22%	47	8%
Apr 2016	534	196	37%	108	20%	30	6%
May 2016	705	244	35%	110	16%	21	3%
Jun 2016	1,465	421	29%	184	13%	13	1%
Jul 2016	1,216	321	26%	129	11%		
Aug 2016	1,681	377	22%	121	7%		
Sep 2016	1,517	325	21%	99	7%		
Oct 2016	1,341	295	22%	76	6%		
Nov 2016	1,027	213	21%	30	3%		
Dec 2016	653	97	15%	5	1%		
Jan 2017	845	135	16%				
Feb 2017	843	105	12%				
Mar 2017	988	107	11%				
Apr 2017	793	70	9%				
May 2017	986	45	5%				
Jun 2017	949	15	2%				
Total	44,520	11,349		6,206		3,652	

Shading indicates cohorts in which the majority of clients have had sufficient time to find and/or sustain employment

Notes:

1. The Steps 2 Success programme was introduced across Northern Ireland on 20th October 2014.
2. A client is deemed to have started Steps 2 Success on the date they have their first meeting with the Contractor.
3. Moves to Employment are based on the number of approved job entry payments; six month sustainment figures are based on the number of approved 26 week sustainment payments and twelve month sustainment figures are based on the number of approved 52 week sustainment payments. See user guidance for further information.
4. Due to the time given for clients to find work and for Lead Contractors to claim payments, final into employment, 6 and 12 month sustainment figures for each monthly cohort will not be available until approximately 6, 12 and 18 months respectively after all clients within the group have completed the programme. The figures will continue to be updated in future Statistical Bulletins prior to finalisation.

Table 5.1b – Number of Starts on Steps 2 Success in the Belfast Region who Moved Into and Sustained Employment by Monthly Cohort (Oct 2014 to Jun 2017)

Monthly Cohort	Starts	Number Found Work	% of Starts who Found Work	Number Sustaining Work For 6 Months	% of Starts who Sustained Work For 6 Months	Number Sustaining Work For 12 Months	% of Starts who Sustained Work For 12 Months
Oct 2014	0	0	-	0	-	0	-
Nov 2014	892	297	33%	169	19%	123	14%
Dec 2014	1,192	327	27%	218	18%	169	14%
Jan 2015	1,432	354	25%	226	16%	173	12%
Feb 2015	1,222	265	22%	191	16%	141	12%
Mar 2015	896	219	24%	138	15%	102	11%
Apr 2015	665	192	29%	108	16%	73	11%
May 2015	493	144	29%	101	20%	72	15%
Jun 2015	528	189	36%	113	21%	73	14%
Jul 2015	463	146	32%	91	20%	61	13%
Aug 2015	449	158	35%	90	20%	60	13%
Sep 2015	445	144	32%	91	20%	59	13%
Oct 2015	429	150	35%	78	18%	35	8%
Nov 2015	300	118	39%	60	20%	33	11%
Dec 2015	216	81	38%	45	21%	21	10%
Jan 2016	274	96	35%	55	20%	22	8%
Feb 2016	241	82	34%	43	18%	19	8%
Mar 2016	240	101	42%	52	22%	22	9%
Apr 2016	162	67	41%	38	23%	12	7%
May 2016	226	92	41%	35	15%	11	5%
Jun 2016	472	154	33%	65	14%	7	1%
Jul 2016	430	125	29%	43	10%		
Aug 2016	608	146	24%	43	7%		
Sep 2016	582	126	22%	30	5%		
Oct 2016	442	101	23%	22	5%		
Nov 2016	373	87	23%	12	3%		
Dec 2016	214	29	14%	2	1%		
Jan 2017	310	52	17%				
Feb 2017	290	47	16%				
Mar 2017	343	36	10%				
Apr 2017	301	26	9%				
May 2017	353	24	7%				
Jun 2017	398	9	2%				
Total	15,881	4,184		2,159		1,288	

Shading indicates cohorts in which the majority of clients have had sufficient time to find and/or sustain employment

Notes:

1. The Steps 2 Success programme was introduced across Northern Ireland on 20th October 2014.
2. A client is deemed to have started Steps 2 Success on the date they have their first meeting with the Contractor.
3. Moves to Employment are based on the number of approved job entry payments; six month sustainment figures are based on the number of approved 26 week sustainment payments and twelve month sustainment figures are based on the number of approved 52 week sustainment payments. See user guidance for further information.
4. Due to the time given for clients to find work and for Lead Contractors to claim payments, final into employment, 6 and 12 month sustainment figures for each monthly cohort will not be available until approximately 6, 12 and 18 months respectively after all clients within the group have completed the programme. The figures will continue to be updated in future Statistical Bulletins prior to finalisation.

Table 5.1c – Number of Starts on Steps 2 Success in the Northern Region who Moved Into and Sustained Employment by Monthly Cohort (Oct 2014 to Jun 2017)

Monthly Cohort	Starts	Number Found Work	% of Starts who Found Work	Number Sustaining Work For 6 Months	% of Starts who Sustained Work For 6 Months	Number Sustaining Work For 12 Months	% of Starts who Sustained Work For 12 Months
Oct 2014	98	36	37%	22	22%	16	16%
Nov 2014	830	223	27%	140	17%	104	13%
Dec 2014	1,429	332	23%	223	16%	167	12%
Jan 2015	1,777	356	20%	240	14%	168	9%
Feb 2015	1,383	294	21%	190	14%	135	10%
Mar 2015	720	168	23%	114	16%	79	11%
Apr 2015	506	146	29%	91	18%	70	14%
May 2015	402	118	29%	62	15%	40	10%
Jun 2015	437	126	29%	83	19%	60	14%
Jul 2015	349	96	28%	54	15%	33	9%
Aug 2015	323	90	28%	56	17%	32	10%
Sep 2015	353	113	32%	69	20%	34	10%
Oct 2015	411	111	27%	65	16%	31	8%
Nov 2015	330	120	36%	68	21%	24	7%
Dec 2015	168	43	26%	27	16%	9	5%
Jan 2016	253	75	30%	40	16%	11	4%
Feb 2016	246	99	40%	50	20%	23	9%
Mar 2016	172	54	31%	33	19%	10	6%
Apr 2016	203	62	31%	37	18%	10	5%
May 2016	251	82	33%	42	17%	3	1%
Jun 2016	497	135	27%	62	12%	3	1%
Jul 2016	407	93	23%	32	8%		
Aug 2016	622	128	21%	37	6%		
Sep 2016	636	112	18%	36	6%		
Oct 2016	498	102	20%	29	6%		
Nov 2016	416	77	19%	13	3%		
Dec 2016	283	37	13%	3	1%		
Jan 2017	332	45	14%				
Feb 2017	344	31	9%				
Mar 2017	426	44	10%				
Apr 2017	335	24	7%				
May 2017	425	15	4%				
Jun 2017	358	4	1%				
Total	16,220	3,591		1,918		1,062	

Shading indicates cohorts in which the majority of clients have had sufficient time to find and/or sustain employment

Notes:

1. The Steps 2 Success programme was introduced across Northern Ireland on 20th October 2014.
2. A client is deemed to have started Steps 2 Success on the date they have their first meeting with the Contractor.
3. Moves to Employment are based on the number of approved job entry payments; six month sustainment figures are based on the number of approved 26 week sustainment payments and twelve month sustainment figures are based on the number of approved 52 week sustainment payments. See user guidance for further information.
4. Due to the time given for clients to find work and for Lead Contractors to claim payments, final into employment, 6 and 12 month sustainment figures for each monthly cohort will not be available until approximately 6, 12 and 18 months respectively after all clients within the group have completed the programme. The figures will continue to be updated in future Statistical Bulletins prior to finalisation.

Table 5.1d – Number of Starts on Steps 2 Success in the Southern Region who Moved Into and Sustained Employment by Monthly Cohort (Oct 2014 to Jun 2017)

Monthly Cohort	Starts	Number Found Work	% of Starts who Found Work	Number Sustaining Work For 6 Months	% of Starts who Sustained Work For 6 Months	Number Sustaining Work For 12 Months	% of Starts who Sustained Work For 12 Months
Oct 2014	128	61	48%	39	30%	30	23%
Nov 2014	839	273	33%	199	24%	156	19%
Dec 2014	1,397	400	29%	286	20%	226	16%
Jan 2015	1,425	388	27%	282	20%	224	16%
Feb 2015	1,011	294	29%	190	19%	137	14%
Mar 2015	578	165	29%	115	20%	78	13%
Apr 2015	373	136	36%	92	25%	60	16%
May 2015	282	99	35%	63	22%	42	15%
Jun 2015	358	127	35%	85	24%	56	16%
Jul 2015	307	110	36%	69	22%	46	15%
Aug 2015	337	123	36%	84	25%	50	15%
Sep 2015	287	106	37%	74	26%	42	15%
Oct 2015	219	81	37%	53	24%	32	15%
Nov 2015	205	86	42%	61	30%	34	17%
Dec 2015	160	53	33%	27	17%	18	11%
Jan 2016	175	82	47%	46	26%	22	13%
Feb 2016	159	66	42%	38	24%	16	10%
Mar 2016	173	70	40%	45	26%	15	9%
Apr 2016	169	67	40%	33	20%	8	5%
May 2016	228	70	31%	33	14%	7	3%
Jun 2016	496	132	27%	57	11%	3	1%
Jul 2016	379	103	27%	54	14%		
Aug 2016	451	103	23%	41	9%		
Sep 2016	299	87	29%	33	11%		
Oct 2016	401	92	23%	25	6%		
Nov 2016	238	49	21%	5	2%		
Dec 2016	156	31	20%	0	0%		
Jan 2017	203	38	19%				
Feb 2017	209	27	13%				
Mar 2017	219	27	12%				
Apr 2017	157	20	13%				
May 2017	208	6	3%				
Jun 2017	193	2	1%				
Total	12,419	3,574		2,129		1,302	

Shading indicates cohorts in which the majority of clients have had sufficient time to find and/or sustain employment

Notes:

1. The Steps 2 Success programme was introduced across Northern Ireland on 20th October 2014.
2. A client is deemed to have started Steps 2 Success on the date they have their first meeting with the Contractor.
3. Moves to Employment are based on the number of approved job entry payments; six month sustainment figures are based on the number of approved 26 week sustainment payments and twelve month sustainment figures are based on the number of approved 52 week sustainment payments. See user guidance for further information.
4. Due to the time given for clients to find work and for Lead Contractors to claim payments, final into employment, 6 and 12 month sustainment figures for each monthly cohort will not be available until approximately 6, 12 and 18 months respectively after all clients within the group have completed the programme. The figures will continue to be updated in future Statistical Bulletins prior to finalisation.

Table 5.2a – Number of JSA 18-24 Starts on Steps 2 Success in Northern Ireland who Moved Into and Sustained Employment by Monthly Cohort (Oct 2014 to Jun 2017)

Monthly Cohort	Starts	Number Found Work	% of Starts who Found Work	Number Sustaining Work For 6 Months	% of Starts who Sustained Work For 6 Months	Number Sustaining Work For 12 Months	% of Starts who Sustained Work For 12 Months
Oct 2014	160	72	45%	44	28%	33	21%
Nov 2014	1,351	451	33%	270	20%	202	15%
Dec 2014	516	187	36%	112	22%	82	16%
Jan 2015	515	163	32%	106	21%	72	14%
Feb 2015	381	125	33%	83	22%	56	15%
Mar 2015	337	131	39%	85	25%	53	16%
Apr 2015	336	137	41%	86	26%	61	18%
May 2015	325	131	40%	76	23%	49	15%
Jun 2015	498	203	41%	134	27%	87	17%
Jul 2015	368	141	38%	82	22%	54	15%
Aug 2015	291	124	43%	66	23%	42	14%
Sep 2015	270	124	46%	71	26%	35	13%
Oct 2015	260	121	47%	66	25%	32	12%
Nov 2015	237	116	49%	60	25%	24	10%
Dec 2015	159	55	35%	26	16%	9	6%
Jan 2016	210	81	39%	42	20%	17	8%
Feb 2016	205	105	51%	54	26%	24	12%
Mar 2016	188	92	49%	50	27%	18	10%
Apr 2016	217	91	42%	50	23%	12	6%
May 2016	294	116	39%	53	18%	10	3%
Jun 2016	504	183	36%	81	16%	6	1%
Jul 2016	316	126	40%	51	16%		
Aug 2016	289	103	36%	35	12%		
Sep 2016	255	97	38%	34	13%		
Oct 2016	253	92	36%	25	10%		
Nov 2016	234	72	31%	14	6%		
Dec 2016	164	44	27%	3	2%		
Jan 2017	204	41	20%				
Feb 2017	153	25	16%				
Mar 2017	186	34	18%				
Apr 2017	165	20	12%				
May 2017	207	16	8%				
Jun 2017	280	6	2%				
Total	10,328	3,625		1,859		978	

Shading indicates cohorts which have had sufficient time to find and/or sustain employment

Notes:

1. The Steps 2 Success programme was introduced across Northern Ireland on 20th October 2014.
2. A client is deemed to have started Steps 2 Success on the date they have their first meeting with the Contractor.
3. Moves to Employment are based on the number of approved job entry payments; six month sustainment figures are based on the number of approved 26 week sustainment payments and twelve month sustainment figures are based on the number of approved 52 week sustainment payments. See user guidance for further information.
4. Due to the time given for clients to find work and for Lead Contractors to claim payments, final into employment, 6 and 12 month sustainment figures for each monthly cohort will not be available until approximately 6, 12 and 18 months respectively after all clients within the group have completed the programme. The figures will continue to be updated in future Statistical Bulletins prior to finalisation.

Table 5.2b – Number of JSA 18-24 Starts on Steps 2 Success in the Belfast Region who Moved Into and Sustained Employment by Monthly Cohort (Oct 2014 to Jun 2017)

Monthly Cohort	Starts	Number Found Work	% of Starts who Found Work	Number Sustaining Work For 6 Months	% of Starts who Sustained Work For 6 Months	Number Sustaining Work For 12 Months	% of Starts who Sustained Work For 12 Months
Oct 2014	0	0	-	0	-	0	-
Nov 2014	611	211	35%	115	19%	85	14%
Dec 2014	204	69	34%	39	19%	31	15%
Jan 2015	175	61	35%	38	22%	30	17%
Feb 2015	92	27	29%	16	17%	10	11%
Mar 2015	100	35	35%	22	22%	16	16%
Apr 2015	109	43	39%	22	20%	14	13%
May 2015	112	48	43%	30	27%	19	17%
Jun 2015	163	69	42%	40	25%	21	13%
Jul 2015	136	53	39%	30	22%	21	15%
Aug 2015	113	51	45%	23	20%	14	12%
Sep 2015	101	47	47%	22	22%	12	12%
Oct 2015	111	52	47%	21	19%	11	10%
Nov 2015	88	47	53%	22	25%	11	13%
Dec 2015	66	29	44%	13	20%	5	8%
Jan 2016	85	31	36%	14	16%	6	7%
Feb 2016	70	30	43%	13	19%	6	9%
Mar 2016	80	37	46%	16	20%	8	10%
Apr 2016	57	22	39%	12	21%	3	5%
May 2016	94	45	48%	15	16%	5	5%
Jun 2016	181	67	37%	26	14%	2	1%
Jul 2016	130	50	38%	17	13%		
Aug 2016	101	35	35%	9	9%		
Sep 2016	83	33	40%	7	8%		
Oct 2016	85	30	35%	7	8%		
Nov 2016	89	26	29%	5	6%		
Dec 2016	50	16	32%	1	2%		
Jan 2017	68	10	15%				
Feb 2017	61	13	21%				
Mar 2017	65	13	20%				
Apr 2017	63	6	10%				
May 2017	73	7	10%				
Jun 2017	110	3	3%				
Total	3,726	1,316		595		330	

Shading indicates cohorts which have had sufficient time to find and/or sustain employment

Notes:

1. The Steps 2 Success programme was introduced across Northern Ireland on 20th October 2014.
2. A client is deemed to have started Steps 2 Success on the date they have their first meeting with the Contractor.
3. Moves to Employment are based on the number of approved job entry payments; six month sustainment figures are based on the number of approved 26 week sustainment payments and twelve month sustainment figures are based on the number of approved 52 week sustainment payments. See user guidance for further information.
4. Due to the time given for clients to find work and for Lead Contractors to claim payments, final into employment, 6 and 12 month sustainment figures for each monthly cohort will not be available until approximately 6, 12 and 18 months respectively after all clients within the group have completed the programme. The figures will continue to be updated in future Statistical Bulletins prior to finalisation.

Table 5.2c – Number of JSA 18-24 Starts on Steps 2 Success in the Northern Region who Moved Into and Sustained Employment by Monthly Cohort (Oct 2014 to Jun 2017)

Monthly Cohort	Starts	Number Found Work	% of Starts who Found Work	Number Sustaining Work For 6 Months	% of Starts who Sustained Work For 6 Months	Number Sustaining Work For 12 Months	% of Starts who Sustained Work For 12 Months
Oct 2014	82	31	38%	18	22%	13	16%
Nov 2014	399	123	31%	76	19%	57	14%
Dec 2014	148	53	36%	31	21%	22	15%
Jan 2015	193	47	24%	33	17%	19	10%
Feb 2015	167	52	31%	37	22%	26	16%
Mar 2015	124	45	36%	29	23%	16	13%
Apr 2015	127	52	41%	33	26%	26	20%
May 2015	121	44	36%	24	20%	14	12%
Jun 2015	193	74	38%	51	26%	36	19%
Jul 2015	132	44	33%	27	20%	16	12%
Aug 2015	101	41	41%	27	27%	17	17%
Sep 2015	98	46	47%	28	29%	13	13%
Oct 2015	95	41	43%	22	23%	9	9%
Nov 2015	93	41	44%	23	25%	7	8%
Dec 2015	50	12	24%	7	14%	0	0%
Jan 2016	77	25	32%	13	17%	5	6%
Feb 2016	84	49	58%	26	31%	12	14%
Mar 2016	53	26	49%	16	30%	5	9%
Apr 2016	80	33	41%	19	24%	4	5%
May 2016	112	45	40%	26	23%	2	2%
Jun 2016	201	75	37%	35	17%	3	1%
Jul 2016	95	36	38%	12	13%		
Aug 2016	119	44	37%	16	13%		
Sep 2016	107	34	32%	13	12%		
Oct 2016	96	38	40%	13	14%		
Nov 2016	96	34	35%	7	7%		
Dec 2016	73	16	22%	2	3%		
Jan 2017	91	20	22%				
Feb 2017	57	5	9%				
Mar 2017	74	9	12%				
Apr 2017	63	9	14%				
May 2017	89	7	8%				
Jun 2017	106	2	2%				
Total	3,796	1,253		664		322	

Shading indicates cohorts which have had sufficient time to find and/or sustain employment

Notes:

1. The Steps 2 Success programme was introduced across Northern Ireland on 20th October 2014.
2. A client is deemed to have started Steps 2 Success on the date they have their first meeting with the Contractor.
3. Moves to Employment are based on the number of approved job entry payments; six month sustainment figures are based on the number of approved 26 week sustainment payments and twelve month sustainment figures are based on the number of approved 52 week sustainment payments. See user guidance for further information.
4. Due to the time given for clients to find work and for Lead Contractors to claim payments, final into employment, 6 and 12 month sustainment figures for each monthly cohort will not be available until approximately 6, 12 and 18 months respectively after all clients within the group have completed the programme. The figures will continue to be updated in future Statistical Bulletins prior to finalisation.

Table 5.2d – Number of JSA 18-24 Starts on Steps 2 Success in the Southern Region who Moved Into and Sustained Employment by Monthly Cohort (Oct 2014 to Jun 2017)

Monthly Cohort	Starts	Number Found Work	% of Starts who Found Work	Number Sustaining Work For 6 Months	% of Starts who Sustained Work For 6 Months	Number Sustaining Work For 12 Months	% of Starts who Sustained Work For 12 Months
Oct 2014	78	41	53%	26	33%	20	26%
Nov 2014	341	117	34%	79	23%	60	18%
Dec 2014	164	65	40%	42	26%	29	18%
Jan 2015	147	55	37%	35	24%	23	16%
Feb 2015	122	46	38%	30	25%	20	16%
Mar 2015	113	51	45%	34	30%	21	19%
Apr 2015	100	42	42%	31	31%	21	21%
May 2015	92	39	42%	22	24%	16	17%
Jun 2015	142	60	42%	43	30%	30	21%
Jul 2015	100	44	44%	25	25%	17	17%
Aug 2015	77	32	42%	16	21%	11	14%
Sep 2015	71	31	44%	21	30%	10	14%
Oct 2015	54	28	52%	23	43%	12	22%
Nov 2015	56	28	50%	15	27%	6	11%
Dec 2015	43	14	33%	6	14%	4	9%
Jan 2016	48	25	52%	15	31%	6	13%
Feb 2016	51	26	51%	15	29%	6	12%
Mar 2016	55	29	53%	18	33%	5	9%
Apr 2016	80	36	45%	19	24%	5	6%
May 2016	88	26	30%	12	14%	3	3%
Jun 2016	122	41	34%	20	16%	1	1%
Jul 2016	91	40	44%	22	24%		
Aug 2016	69	24	35%	10	14%		
Sep 2016	65	30	46%	14	22%		
Oct 2016	72	24	33%	5	7%		
Nov 2016	49	12	24%	2	4%		
Dec 2016	41	12	29%	0	0%		
Jan 2017	45	11	24%				
Feb 2017	35	7	20%				
Mar 2017	47	12	26%				
Apr 2017	39	5	13%				
May 2017	45	2	4%				
Jun 2017	64	1	2%				
Total	2,806	1,056		600		326	

Shading indicates cohorts which have had sufficient time to find and/or sustain employment

Notes:

1. The Steps 2 Success programme was introduced across Northern Ireland on 20th October 2014.
2. A client is deemed to have started Steps 2 Success on the date they have their first meeting with the Contractor.
3. Moves to Employment are based on the number of approved job entry payments; six month sustainment figures are based on the number of approved 26 week sustainment payments and twelve month sustainment figures are based on the number of approved 52 week sustainment payments. See user guidance for further information.
4. Due to the time given for clients to find work and for Lead Contractors to claim payments, final into employment, 6 and 12 month sustainment figures for each monthly cohort will not be available until approximately 6, 12 and 18 months respectively after all clients within the group have completed the programme. The figures will continue to be updated in future Statistical Bulletins prior to finalisation.

Table 5.3a – Number of JSA 25+ Starts on Steps 2 Success in Northern Ireland who Moved Into and Sustained Employment by Monthly Cohort (Oct 2014 to Jun 2017)

Monthly Cohort	Starts	Number Found Work	% of Starts who Found Work	Number Sustaining Work For 6 Months	% of Starts who Sustained Work For 6 Months	Number Sustaining Work For 12 Months	% of Starts who Sustained Work For 12 Months
Oct 2014	56	19	34%	14	25%	10	18%
Nov 2014	1,148	322	28%	226	20%	171	15%
Dec 2014	3,481	865	25%	608	17%	473	14%
Jan 2015	4,049	919	23%	629	16%	484	12%
Feb 2015	2,601	605	23%	409	16%	303	12%
Mar 2015	1,309	318	24%	210	16%	154	12%
Apr 2015	992	285	29%	175	18%	120	12%
May 2015	753	205	27%	133	18%	92	12%
Jun 2015	770	221	29%	132	17%	89	12%
Jul 2015	696	201	29%	125	18%	80	11%
Aug 2015	695	213	31%	143	21%	88	13%
Sep 2015	760	220	29%	152	20%	94	12%
Oct 2015	782	216	28%	127	16%	64	8%
Nov 2015	587	203	35%	125	21%	65	11%
Dec 2015	372	120	32%	72	19%	38	10%
Jan 2016	483	169	35%	99	20%	38	8%
Feb 2016	426	136	32%	75	18%	33	8%
Mar 2016	384	132	34%	80	21%	29	8%
Apr 2016	312	105	34%	58	19%	18	6%
May 2016	408	128	31%	57	14%	11	3%
Jun 2016	954	236	25%	102	11%	7	1%
Jul 2016	896	192	21%	77	9%		
Aug 2016	1,391	273	20%	86	6%		
Sep 2016	1,262	228	18%	65	5%		
Oct 2016	1,083	202	19%	50	5%		
Nov 2016	789	141	18%	16	2%		
Dec 2016	488	53	11%	2	0%		
Jan 2017	639	94	15%				
Feb 2017	689	79	11%				
Mar 2017	797	72	9%				
Apr 2017	628	50	8%				
May 2017	771	29	4%				
Jun 2017	665	9	1%				
Total	32,116	7,260		4,047		2,461	

Shading indicates cohorts which have had sufficient time to find and/or sustain employment

Notes:

1. The Steps 2 Success programme was introduced across Northern Ireland on 20th October 2014.
2. A client is deemed to have started Steps 2 Success on the date they have their first meeting with the Contractor.
3. Moves to Employment are based on the number of approved job entry payments; six month sustainment figures are based on the number of approved 26 week sustainment payments and twelve month sustainment figures are based on the number of approved 52 week sustainment payments. See user guidance for further information.
4. Due to the time given for clients to find work and for Lead Contractors to claim payments, final into employment, 6 and 12 month sustainment figures for each monthly cohort will not be available until approximately 6, 12 and 18 months respectively after all clients within the group have completed the programme. The figures will continue to be updated in future Statistical Bulletins prior to finalisation.

Table 5.3b – Number of JSA 25+ Starts on Steps 2 Success in the Belfast Region who Moved Into and Sustained Employment by Monthly Cohort (Oct 2014 to Jun 2017)

Monthly Cohort	Starts	Number Found Work	% of Starts who Found Work	Number Sustaining Work For 6 Months	% of Starts who Sustained Work For 6 Months	Number Sustaining Work For 12 Months	% of Starts who Sustained Work For 12 Months
Oct 2014	0	0	-	0	-	0	-
Nov 2014	257	79	31%	49	19%	34	13%
Dec 2014	979	257	26%	178	18%	137	14%
Jan 2015	1,229	288	23%	183	15%	139	11%
Feb 2015	1,037	215	21%	156	15%	118	11%
Mar 2015	565	141	25%	89	16%	67	12%
Apr 2015	422	118	28%	70	17%	48	11%
May 2015	310	80	26%	58	19%	42	14%
Jun 2015	328	105	32%	61	19%	42	13%
Jul 2015	297	88	30%	57	19%	36	12%
Aug 2015	277	89	32%	57	21%	39	14%
Sep 2015	313	88	28%	64	20%	44	14%
Oct 2015	315	95	30%	56	18%	23	7%
Nov 2015	207	69	33%	37	18%	22	11%
Dec 2015	141	51	36%	32	23%	16	11%
Jan 2016	183	64	35%	41	22%	16	9%
Feb 2016	162	51	31%	29	18%	13	8%
Mar 2016	154	64	42%	36	23%	14	9%
Apr 2016	103	45	44%	26	25%	9	9%
May 2016	130	47	36%	20	15%	6	5%
Jun 2016	289	86	30%	38	13%	5	2%
Jul 2016	299	75	25%	26	9%		
Aug 2016	507	111	22%	34	7%		
Sep 2016	499	93	19%	23	5%		
Oct 2016	356	71	20%	15	4%		
Nov 2016	283	61	22%	7	2%		
Dec 2016	163	13	8%	1	1%		
Jan 2017	241	42	17%				
Feb 2017	229	34	15%				
Mar 2017	276	23	8%				
Apr 2017	238	20	8%				
May 2017	278	17	6%				
Jun 2017	287	6	2%				
Total	11,354	2,686		1,443		870	

Shading indicates cohorts which have had sufficient time to find and/or sustain employment

Notes:

1. The Steps 2 Success programme was introduced across Northern Ireland on 20th October 2014.
2. A client is deemed to have started Steps 2 Success on the date they have their first meeting with the Contractor.
3. Moves to Employment are based on the number of approved job entry payments; six month sustainment figures are based on the number of approved 26 week sustainment payments and twelve month sustainment figures are based on the number of approved 52 week sustainment payments. See user guidance for further information.
4. Due to the time given for clients to find work and for Lead Contractors to claim payments, final into employment, 6 and 12 month sustainment figures for each monthly cohort will not be available until approximately 6, 12 and 18 months respectively after all clients within the group have completed the programme. The figures will continue to be updated in future Statistical Bulletins prior to finalisation.

Table 5.3c – Number of JSA 25+ Starts on Steps 2 Success in the Northern Region who Moved Into and Sustained Employment by Monthly Cohort (Oct 2014 to Jun 2017)

Monthly Cohort	Starts	Number Found Work	% of Starts who Found Work	Number Sustaining Work For 6 Months	% of Starts who Sustained Work For 6 Months	Number Sustaining Work For 12 Months	% of Starts who Sustained Work For 12 Months
Oct 2014	16	5	31%	4	25%	3	19%
Nov 2014	414	94	23%	60	14%	44	11%
Dec 2014	1,277	278	22%	191	15%	144	11%
Jan 2015	1,553	303	20%	203	13%	146	9%
Feb 2015	884	193	22%	125	14%	93	11%
Mar 2015	416	89	21%	58	14%	41	10%
Apr 2015	324	84	26%	51	16%	39	12%
May 2015	261	68	26%	36	14%	25	10%
Jun 2015	233	50	21%	30	13%	22	9%
Jul 2015	208	49	24%	26	13%	17	8%
Aug 2015	189	40	21%	24	13%	12	6%
Sep 2015	243	63	26%	39	16%	19	8%
Oct 2015	308	70	23%	43	14%	22	7%
Nov 2015	236	79	33%	45	19%	17	7%
Dec 2015	118	31	26%	20	17%	9	8%
Jan 2016	173	48	28%	27	16%	6	3%
Feb 2016	158	47	30%	24	15%	11	7%
Mar 2016	114	27	24%	17	15%	5	4%
Apr 2016	122	29	24%	18	15%	6	5%
May 2016	138	37	27%	16	12%	1	1%
Jun 2016	292	59	20%	27	9%	0	0%
Jul 2016	310	55	18%	19	6%		
Aug 2016	503	84	17%	21	4%		
Sep 2016	529	78	15%	23	4%		
Oct 2016	399	63	16%	15	4%		
Nov 2016	319	43	13%	6	2%		
Dec 2016	210	21	10%	1	0%		
Jan 2017	241	25	10%				
Feb 2017	286	25	9%				
Mar 2017	349	34	10%				
Apr 2017	272	15	6%				
May 2017	336	8	2%				
Jun 2017	251	2	1%				
Total	11,682	2,196		1,169		682	

Shading indicates cohorts which have had sufficient time to find and/or sustain employment

Notes:

1. The Steps 2 Success programme was introduced across Northern Ireland on 20th October 2014.
2. A client is deemed to have started Steps 2 Success on the date they have their first meeting with the Contractor.
3. Moves to Employment are based on the number of approved job entry payments; six month sustainment figures are based on the number of approved 26 week sustainment payments and twelve month sustainment figures are based on the number of approved 52 week sustainment payments. See user guidance for further information.
4. Due to the time given for clients to find work and for Lead Contractors to claim payments, final into employment, 6 and 12 month sustainment figures for each monthly cohort will not be available until approximately 6, 12 and 18 months respectively after all clients within the group have completed the programme. The figures will continue to be updated in future Statistical Bulletins prior to finalisation.

Table 5.3d – Number of JSA 25+ Starts on Steps 2 Success in the Southern Region who Moved Into and Sustained Employment by Monthly Cohort (Oct 2014 to Jun 2017)

Monthly Cohort	Starts	Number Found Work	% of Starts who Found Work	Number Sustaining Work For 6 Months	% of Starts who Sustained Work For 6 Months	Number Sustaining Work For 12 Months	% of Starts who Sustained Work For 12 Months
Oct 2014	40	14	35%	10	25%	7	18%
Nov 2014	477	149	31%	117	25%	93	19%
Dec 2014	1,225	330	27%	239	20%	192	16%
Jan 2015	1,267	328	26%	243	19%	199	16%
Feb 2015	680	197	29%	128	19%	92	14%
Mar 2015	328	88	27%	63	19%	46	14%
Apr 2015	246	83	34%	54	22%	33	13%
May 2015	182	57	31%	39	21%	25	14%
Jun 2015	209	66	32%	41	20%	25	12%
Jul 2015	191	64	34%	42	22%	27	14%
Aug 2015	229	84	37%	62	27%	37	16%
Sep 2015	204	69	34%	49	24%	31	15%
Oct 2015	159	51	32%	28	18%	19	12%
Nov 2015	144	55	38%	43	30%	26	18%
Dec 2015	113	38	34%	20	18%	13	12%
Jan 2016	127	57	45%	31	24%	16	13%
Feb 2016	106	38	36%	22	21%	9	8%
Mar 2016	116	41	35%	27	23%	10	9%
Apr 2016	87	31	36%	14	16%	3	3%
May 2016	140	44	31%	21	15%	4	3%
Jun 2016	373	91	24%	37	10%	2	1%
Jul 2016	287	62	22%	32	11%		
Aug 2016	381	78	20%	31	8%		
Sep 2016	234	57	24%	19	8%		
Oct 2016	328	68	21%	20	6%		
Nov 2016	187	37	20%	3	2%		
Dec 2016	115	19	17%	0	0%		
Jan 2017	157	27	17%				
Feb 2017	174	20	11%				
Mar 2017	172	15	9%				
Apr 2017	118	15	13%				
May 2017	157	4	3%				
Jun 2017	127	1	1%				
Total	9,080	2,378		1,435		909	

Shading indicates cohorts which have had sufficient time to find and/or sustain employment

Notes:

1. The Steps 2 Success programme was introduced across Northern Ireland on 20th October 2014.
2. A client is deemed to have started Steps 2 Success on the date they have their first meeting with the Contractor.
3. Moves to Employment are based on the number of approved job entry payments; six month sustainment figures are based on the number of approved 26 week sustainment payments and twelve month sustainment figures are based on the number of approved 52 week sustainment payments. See user guidance for further information.
4. Due to the time given for clients to find work and for Lead Contractors to claim payments, final into employment, 6 and 12 month sustainment figures for each monthly cohort will not be available until approximately 6, 12 and 18 months respectively after all clients within the group have completed the programme. The figures will continue to be updated in future Statistical Bulletins prior to finalisation.

User Guidance

1. Introduction

The figures in this Statistical Bulletin cover referrals to and starts on the Steps 2 Success (S2S) programme in Northern Ireland as well as the number of participants moving into employment. Steps 2 Success was introduced on 20th October 2014 in replace of the Steps to Work (StW) programme. The aim of the programme is to assist people who are unemployed or economically inactive to find and sustain employment.

The nidirect [website](#) contains further information on the programme.

2. Eligibility

Jobseeker's Allowance Clients

Participation on Steps 2 Success is a mandatory requirement for all Jobseeker's Allowance (JSA) claimants who are:

- Aged between 18 and 24 and have been claiming JSA for 9 months or more;
- Aged 25 and over and have been claiming for 12 months or more.

JSA claimants, who, in the opinion of their Employment Adviser, have significant barriers to work which cannot be addressed by the Working Age Service, may be considered for referral to the Steps 2 Success programme at an early stage.

JSA Credits Only clients do not have to participate on Steps 2 Success as a mandatory client. They can participate on the programme on a voluntary basis if they and their Employment Adviser are of the opinion that this is the most cost effective and appropriate route for them.

Employment and Support Allowance Clients

Employment and Support Allowance (ESA) claimants who are in the Work Related Activity Group (WRAG) can be referred to Steps 2 Success if it is agreed that Steps 2 Success would be the best opportunity to help meet their needs. Clients referred from the ESA WRAG category are expected to fully participate in the programme.

Voluntary Clients

Steps 2 Success offers access to provision to voluntary participants aged 18 or over who are existing Employment and Support Allowance clients in the Support Group, lone parents in receipt of Income Support, Carers and Pension Credit claimants who are looking to prepare for and find work and wish to join the programme. Voluntary clients are not subject to benefit sanctions at any time as there is no legislative requirement for them to prepare for or take up employment.

3. Phased Referral of Initial Clients

When Steps 2 Success was introduced on 20th October 2014 a group of clients had accumulated who were immediately eligible for the programme once it commenced. The reasons for the build up of this group are listed below:

- (i) Clients who became eligible due to the change in criteria for the JSA 25+ group. Under Steps to Work JSA clients aged 25+ were required to start the programme after claiming JSA for 18 months. For Steps 2 Success this has been reduced to 12 months. Clients who had been claiming JSA for between 12 and 18 months were therefore eligible to start the programme immediately on commencement.
- (ii) Clients who became eligible for Steps 2 Success during the gap between Steps to Work ending and Steps 2 Success starting. Steps to Work stopped taking new referrals on 30th May 2014 and Steps 2 Success commenced on 20th October 2014.
- (iii) Clients who were previously referred to Steps to Work but who had not been placed with a Contractor.
- (iv) Longer term claimants who for various reasons had remained on JSA.

The size of this group was estimated to be around 17,000. Given its magnitude a management plan was agreed with each of the three Lead Contractors to refer these clients on a phased basis over the first 6 months of the programme. Clients from the group who were aged 18 – 24 were referred in the first month of the programme, followed by those aged 25+ who had been claiming JSA for up to 3 years in months 2 to 4 and then longer term claimants aged 25+ who were referred to the JSA Early Entry category.

Clients not in this group were/are referred as and when they became eligible.

4. Programme Design

Steps 2 Success is a new approach to the delivery of employment programmes in Northern Ireland. The focus is firmly on job outcomes and Contractors are paid on the basis of results achieved. Contractors have been given freedom and flexibilities as part of the design of Steps 2 Success enabling them to focus on each individual's needs and barriers to work instead of providing a menu of provision as happened with previous employment programmes, New Deal and Steps to Work.

Steps 2 Success is being delivered by three Lead Contractors with each Contractor delivering the programme across a commercially similar (in terms of client numbers) geographical region within Northern Ireland.

Clients referred to Steps 2 Success will receive help and support from the Lead Contractor for a period of 52 or 78 weeks depending on their client category. The attachment period is 52 weeks for those clients within the JSA 18-24, JSA 25+ and voluntary categories and 78 weeks for JSA

Early Entry and ESA WRAG clients. Clients remain attached to Steps 2 Success for the 52 or 78 weeks even if they find work as it is the Lead Contractor's role to help them to remain in work throughout the attachment period and beyond.

Following the completion of S2S, all JSA claimants who either remain on benefit or return to benefit for 26 weeks are required to return to the programme for a second 52 week spell.

5. Methodology and Definitions

Clients' details are recorded on the Department's Client Management System (CMS) which is installed in JobCentres/Jobs & Benefits offices throughout Northern Ireland. This is an IT system which is used to facilitate the interface with the Department's customers. It maintains a basic client record; allows the preferred occupation stated by clients to be matched against suitable vacancies; and records actions such as interviews, referrals to training opportunities and placings into jobs etc. In particular, it has been significantly enhanced to record Steps 2 Success specific actions. The CMS database can be updated manually as well as being automatically updated from other sources. This includes information provided by Lead Contractors who update client details on the Trainee Management System (TMS) which are automatically read into CMS.

The relevant data are extracted from CMS each month to form a Steps 2 Success database maintained by the Department's Analytical Services Unit. The data presented in this Statistical Bulletin are derived from the Steps 2 Success database.

The following notes explain the definitions underlying the data presented in this statistical bulletin except where these are self-explanatory – e.g. gender.

Referral: A referral is the point at which a client is referred by their Employment Service Advisor within the Job Centre/Jobs & Benefit Office to the Steps 2 Success programme. It is expected that the client will normally start the programme within 15 working days of the referral.

Starts: A client is deemed to have started Steps 2 Success on the date they have their first meeting with the Contractor. The number of starts at any point in time will always be slightly lower than the number of referrals since a start occurs after a referral and some claimants may sign off benefit or move into work after referral but before starting the programme.

Monthly Cohort: A monthly cohort is made up of all clients starting the Steps 2 Success programme within the same calendar month.

Attachment Period: The 52 or 78 week period from the programme start date during which the client receives help and support from the Lead Contractor.

Occupancy: Refers to the number of clients on the programme at a particular point in time.

Baseline Performance Level: The percentage of clients within each monthly cohort that are required to move into and sustain employment in order to achieve a satisfactory rating against the set of performance indicators developed by the Department. A different baseline

performance level has been set for each of the five client categories, reflecting their distance from the labour market.

Moves to Employment: The number of moves into employment is based on the number of clients within each monthly cohort that have moved into employment and for which a job entry payment has been claimed by the Lead Contractor and subsequently approved by DfC staff.

For a job entry payment to be approved

- (i) The client must have gained employment either during their attachment period or within 13 weeks of completing the S2S programme;
- (ii) The date the client moved into employment must be at least 10 working days after their programme start date;
- (iii) The employment must be for 16 or more hours per week;
- (iv) The client must be off benefit;
- (v) The client must have completed two continuous weeks of employment;
- (vi) The Lead Contractor must have recorded the employment start date on the TMS system and this must correspond with the employer's verification of employment and
- (vii) The Lead Contractor must have claimed the payment within 3 months of the client starting work.

Only one Job Entry payment can be paid per client.

6 Month Sustainment: The 6 month sustainment figures are based on the number of clients within each monthly cohort that have sustained employment for a period of 26 weeks and for which a 6 month sustainment payment has been claimed by the Lead Contractor and subsequently approved by DfC staff.

For a 6 month sustainment payment to be approved

- (i) The criteria for a job entry payment must have been met;
- (ii) The client must have sustained employment for a continuous or cumulative period of 26 weeks (accruing from and including the job start date);
- (iii) The client must have remained off benefit for the sustainment period

Cumulative sustainment is counted in weeks, which is 7 consecutive calendar days. Clients can accumulate sustained employment throughout the Attachment Period for periods of employment commencing with a two week continuous period of employment.

The Lead Contractor can also claim for sustained employment accumulated outside of the Attachment Period and if the client finds employment up to 13 weeks after the Attachment Period. However once there is a break in the client's employment (outside of the Attachment Period) of one week or more the Lead Contractor will no longer be eligible to claim for sustained employment fees, even if the individual remains off benefit.

12 Month Sustainment: The 12 month sustainment figures are based on the number of clients within each monthly cohort that have sustained employment for a period of 52 weeks and for which a 12 month sustainment payment has been claimed by the Lead Contractor and subsequently approved by DfC staff.

For a 12 month sustainment payment to be approved

- (i) The criteria for a job entry payment must have been met;
- (ii) The client must have sustained employment for a continuous or cumulative period of 52 weeks (accruing from and including the job start date);
- (iii) The client must have remained off benefit for the sustainment period

Cumulative sustainment is counted in weeks, which is 7 consecutive calendar days. Clients can accumulate sustained employment throughout the Attachment Period for periods of employment commencing with a two week continuous period of employment.

The Lead Contractor can also claim for sustained employment accumulated outside of the Attachment Period and if the client finds employment up to 13 weeks after the Attachment Period. However once there is a break in the client’s employment (outside of the Attachment Period) of one week or more the Lead Contractor will no longer be eligible to claim for sustained employment fees, even if the individual remains off benefit.

Northern Ireland Multiple Deprivation Measure (NIMDM) 2010: The NIMDM 2010 is the official measure of deprivation in Northern Ireland and provides a relative measure of deprivation in small areas. NIMDM 2010 gives an overall measure of seven types of deprivation: Income, Employment, Health, Education, Proximity to Services, Living Environment, and Crime and Disorder. Further information is available at [Northern Ireland Multiple Deprivation Measure 2010](#). The number of starts on Steps 2 Success is presented by Northern Ireland Multiple Deprivation Measure quintile bands: ranks 1-178 (most deprived), ranks 179-356, ranks 357-534, ranks 535-712, ranks 713-890 (least deprived). Northern Ireland Multiple Deprivation Measure ranks are based on the Super Output Area (SOA) classification of the client.

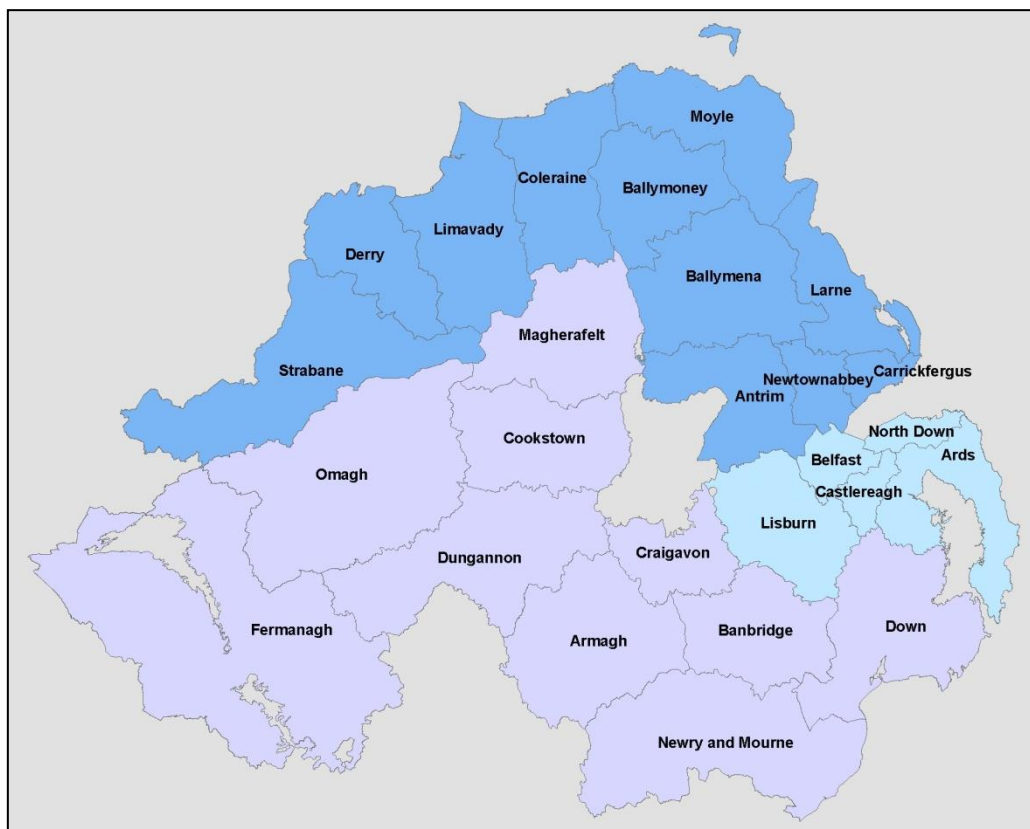
Contract Areas: The delivery of Steps 2 Success provision is provided by 3 Lead Contractors. Clients are allocated to each Contractor based on which Job Centre/Jobs & Benefit Office they are associated with. **Table 1** provides details of the 3 contract areas and their associated office areas and **Figure 1** provides a map outlining the district councils in each contract area.

Table 1: Steps 2 Success Lead Contractors and Office Areas

Contract Area	Lead Contractor	Office Areas
Belfast Region	Ingeus UK	Andersonstown, Bangor, Falls Road, Holywood Road, Knockbreda, Lisburn, Newtownards, North Belfast, Shaftesbury Square, Shankill
Northern Region	PeoplePlus NI	Antrim, Ballymena, Ballymoney, Carrickfergus, Coleraine, Foyle, Larne, Limavady, Lisnagelvin, Newtownabbey, Strabane
Southern Region	Reed in Partnership	Armagh, Ballynahinch, Banbridge, Cookstown, Downpatrick, Dungannon, Enniskillen, Kilkeel, Lurgan, Magherafelt, Newcastle, Newry, Omagh, Portadown

Note: PeoplePlus NI was previously known as EOS NI.

Figure 1: Map Outlining the District Councils in Each Contract Area



Notes:

- (1) Contract Areas are composed of DfC office areas and therefore do not completely fall within the District Council Area Boundaries.

6. Revisions Policy

Over time, as more information becomes available, estimates can be revised to improve quality and accuracy, which will provide a better picture of that being measured. As the Steps 2 Success database is built and updated from a live administrative system there is potential for some revision of statistics in the future. Any necessary revision will therefore be incorporated into future Steps 2 Success statistical publications. Revisions are expected to be minimal but may be due to database changes applied or to a lag in recording information on the system.

7. Quality Measures

Relevance: This Steps 2 Success Statistical Bulletin has been drafted following consultation with customers. The key customers within Government use the data to monitor performance of the programme and consider operational impacts of delivering the programme. There is ongoing interaction with users to ensure the data remain relevant to their needs.

Accuracy: The statistics included are representative of the administrative database (CMS) at the time of data extraction. The administrative system has in-built validation checks to minimise user error and can be interrogated to assess data quality and cross check statistics. Validation checks are also carried out on the Steps 2 Success database. A small number of erroneous

records are excluded from the Steps 2 Success database.

Timeliness and Punctuality: Data on starts are published up to the end of the previous quarter. Statistics on moves to employment will be published once sufficient time has passed to allow people time to find and sustain employment. The publication schedule for the Department for Communities can be accessed via the following link: [Statistics Publication Schedule](#).

Accessibility and Clarity: A Steps 2 Success statistical release will be published quarterly on the Department for Communities website and is free of charge. The Bulletin includes text and charts. The Bulletin is available in other formats upon request. The accompanying tables are provided in the MS Excel and Open Document Spreadsheet formats.

Comparability: The Bulletin provides data by month since the programme was introduced in Northern Ireland to enable comparisons over time. When methodological changes or other effects such as programme changes are made, every effort will be made to ensure that all previous data are amended to make them directly comparable.

8. Comparison with Great Britain Data

In Great Britain (GB) referrals to the [Work Programme](#) began in June 2011. This single Welfare to Work programme offers targeted, personalised help for those benefit claimants who need it most.

It is important to note that the Steps 2 Success programme in NI and the Work Programme in GB have significant and fundamental differences regarding target group, eligibility and the nature and extent of provision; this limits the scope to compare the performance of the two programmes.



Department for

Communities

www.communities-ni.gov.uk



INVESTORS
IN PEOPLE

This document is available in
other formats upon request

Further information:

Sharon McMichael
Analytical Services Unit
Department for Communities
Lighthouse Building
Gasworks Business Park
Belfast BT7 2JB

Tel: 028 90829349

Email: sharon.mcmichael@communities-ni.gov.uk

Web: www.communities-ni.gov.uk



Northern Ireland
Statistics and Research Agency