

Careers Advice and Guidance and Future Intentions 2022

Findings from the Young Persons' Behaviour and Attitudes Survey 2022

This report presents key findings from the Young Persons' Behaviour and Attitudes Survey (YPBAS) 2022, carried out between September 2022 and March 2023, in relation to careers advice and guidance to year 11 and 12 pupils in Northern Ireland and their future intentions. These results are based on data which have been weighted by year group, sex and religion in order to reflect the composition of the Northern Ireland post-primary population.

Published: 22 November 2023

Coverage: Northern Ireland

Theme: Children, Education and Skills

Published by:

Youth Training Statistics and Research Branch, Department for the Economy, Adelaide House, 39-49 Adelaide Street, Belfast, BT2 8FD

Statisticians: Jayne Condren, Karen Moore

Tel: 028 9041 6885, 028 9041 6981
(Text relay prefix 18001)

Email:
analyticalservices@economy-ni.gov.uk

Contents

1. [Careers Advice and Guidance](#)
 - 1.1 [Confidence making career decisions](#)
 - 1.2 [Support to achieve career goals](#)
 - 1.3 [Awareness of the all-age Careers Service](#)
 - 1.4 [Contacting a Careers Adviser outside school](#)
2. [Future Intentions](#)
3. [Guidance Notes](#)

Key Points

- Two thirds (66%) of year 11 and 12 pupils felt very confident (16%) or confident (50%) about making decisions about their career.
- The majority (95%) of year 11 and 12 pupils felt information on the qualifications needed to progress their career plans is very important or quite important to help them to achieve their career goals.
- The majority (85%) of year 11 and 12 pupils said they were not aware of the Government's/ Department for the Economy's all-age Careers Service.
- The majority (85%) of year 11 and 12 pupils said they did not know how to contact a Careers Adviser outside school.
- The majority (80%) of year 11 and 12 pupils strongly agreed or agreed they would like to find work after they finish school.

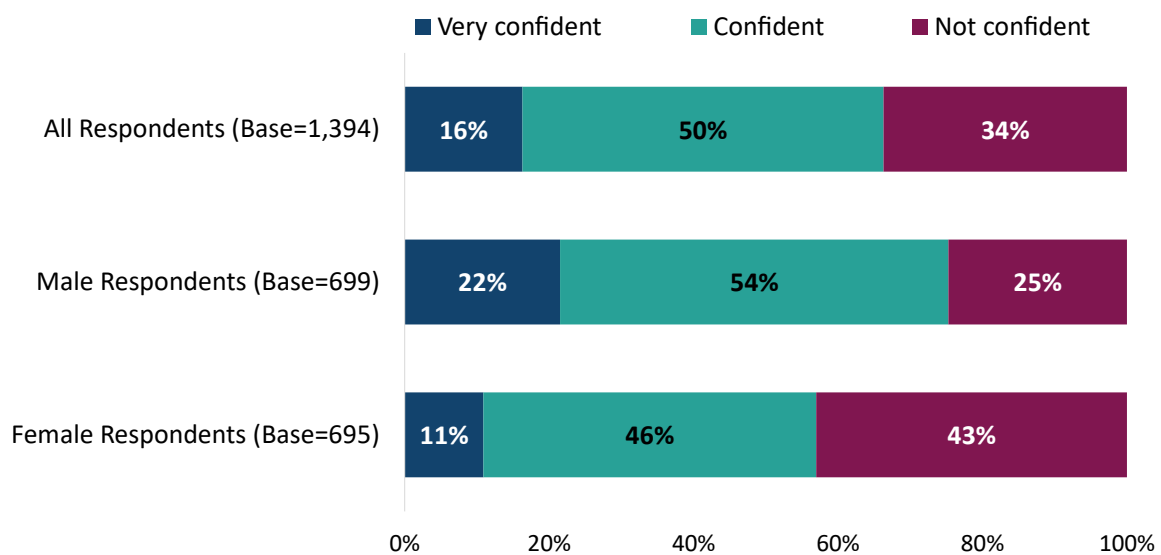
1. Careers Advice and Guidance

Year 11 and 12 pupils were asked four questions related to careers advice and guidance.

1.1 Confidence making career decisions

Two thirds (66%) of year 11 and 12 pupils felt very confident (16%) or confident (50%) about making decisions about their career. Feeling very confident or confident was higher among males (75%) than females (57%) (Figure 1).

Figure 1. How confident do you feel about making decisions about your career?



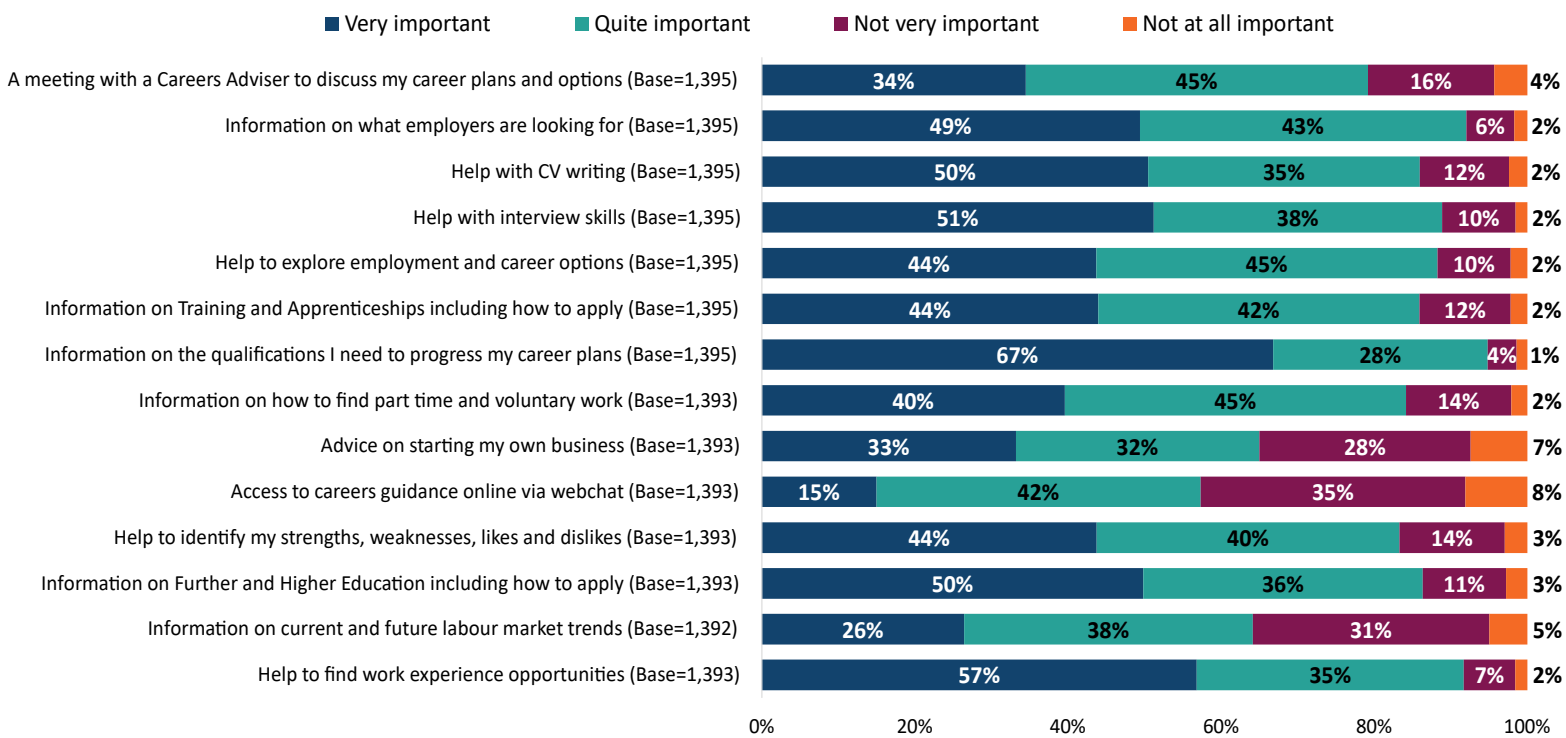
Note: Sex of pupil according to school records.
Source: YPBAS 2022.

1.2 Support to achieve career goals

The majority (95%) of year 11 and 12 pupils felt information on the qualifications needed to progress their career plans is very important or quite important to help them to achieve their career goals. Other areas of high importance, where importance refers to the sum of very important and quite important responses, were information on what employers are looking for and help to find work experience opportunities (both 92%).

The areas of careers support which year 11 and 12 pupils felt were of least importance were advice on starting their own business (65%), information on current and future labour market trends (64%) and access to careers guidance online via webchat (57%) (Figure 2).

Figure 2. Which of the following careers support would help you to achieve your career goals?

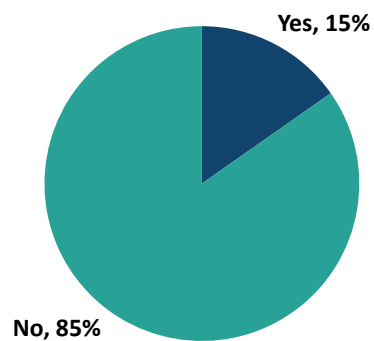


Source: YPBAS 2022.

1.3 Awareness of the all-age Careers Service

The majority (85%) of year 11 and 12 pupils said they were not aware of the Government's/ Department for the Economy's all-age Careers Service whilst under a sixth (15%) said they were aware of it (Figure 3).

Figure 3. Are you aware of the Government's/ Department for the Economy's all-age Careers Service?

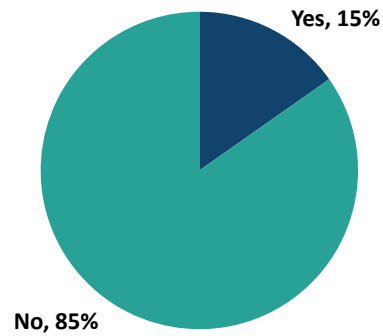


Base = 1,394.
Source: YPBAS 2022.

1.4 Contacting a Careers Adviser outside school

The majority (85%) of year 11 and 12 pupils said they did not know how to contact a Careers Adviser outside school whilst under a sixth (15%) said they did know how to do this (Figure 4).

Figure 4. Do you know how to contact a Careers Adviser outside school?



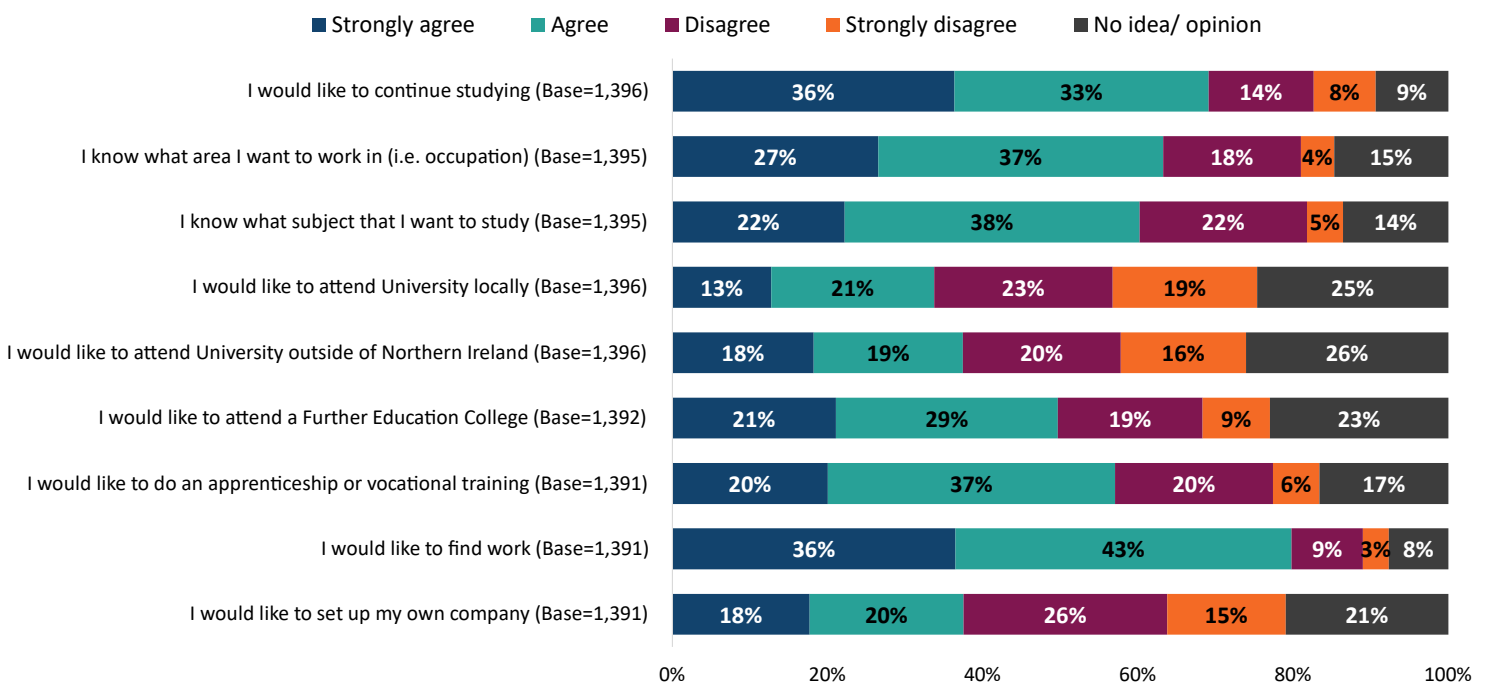
Base = 1,395.
Source: YPBAS 2022.

2. Future Intentions

Year 11 and 12 pupils were asked to indicate how strongly they agree or disagree with a range of statements related to their future intentions after they finish school.

The majority (80%) of year 11 and 12 pupils strongly agreed or agreed they would like to find work after they finish school. Over two thirds (69%) strongly agreed or agreed they would like to continue studying and under two thirds (63%) strongly agreed or agreed they know what area they want to work in. Lower proportions of year 11 and 12 pupils strongly agreed or agreed they would like to set up their own company (38%), they would like to attend university outside of Northern Ireland (37%) and they would like to attend university locally (34%) after they finish school (Figure 5).

Figure 5. Read the following statements and select one box on each line to show how strongly you agree or disagree with them



Source: YPBAS 2022.

Guidance Notes

- A consortium of government departments and public bodies commissioned the Central Survey Unit (CSU) of the Northern Ireland Statistics and Research Agency (NISRA) to design, conduct and report on a study of the behaviour and attitudes of young people in post-primary education in Northern Ireland. The Young Persons' Behaviour and Attitudes Survey (YPBAS) is a school-based survey conducted among 11 to 16 year olds and covers a wide range of topics relevant to the lives of young people today.
- The fieldwork for the 2022 YPBAS was carried out between September 2022 and March 2023.
- As in previous years, two versions of the YPBAS questionnaire were created to accommodate demand for topics on the 2022 survey, versions A and B. The careers advice and guidance and future intentions topics were included in version A of the questionnaire. Future intentions was added as a new topic in 2022 to replace the university topic asked in the previous round of the YPBAS in 2019.
- Both versions of the 2022 YPBAS questionnaire are available on the [NISRA website](#) alongside key findings, data tables and a technical report produced by CSU covering all survey topics. [Previous YPBAS questionnaires](#) are also available on the NISRA website.
- From a representative sample of post-primary schools in Northern Ireland, 37 schools participated in version A of the questionnaire. One class per year group was randomly selected to take part. However, due to exam pressures, one of these schools did not have time for their year 11 and 12 classes to take part in the survey. A total of 1,400 year 11 and 12 pupils took part in version A of the questionnaire.
- Findings in this report are based on data which have been weighted by year group, sex and religion in order to reflect the composition of the Northern Ireland post-primary population (aged 11 to 16).
- Percentages are based on weighted figures. Percentages have been rounded to the nearest whole number and as a result may not sum to 100%.
- The base number of respondents to each question is the unweighted count. This may vary from one question to another due to some respondents not answering certain questions.
- Respondents who answered 'Don't know' or refused to answer have not been included in the base.
- This report, associated data tables and questionnaire are available on the [DfE website](#).
- Any enquiries regarding this document should be sent to Youth Training Statistics and Research Branch using the contact information provided on the first page.