

Daily COVID-19 Bulletin

PHA Health Protection and Health Intelligence teams

Date generated: 15/04/2020

Version 2.6 - Data correct to 15/04/2020 at 11:30

COVID-19 is the disease name and SARS-COV2 is the virus name.

New reports since yesterday

¹Number of laboratory confirmed COVID-19 cases: 121

²Number of reported deaths associated with COVID-19: 6

³Number of individuals tested for SARS-COV2 Virus: 577*

Summary to date

¹Cumulative number of laboratory confirmed COVID-19 cases: 2088

²Cumulative number of reported deaths associated with COVID-19: 140

³Number of Individuals tested for SARS-COV2 Virus: 13,672

**Tests were initially conducted by the Regional Virology Laboratory (RVL) Belfast for all of Northern Ireland. On 30/03/2020, laboratory testing data from the NHSCT (testing started 23/03/2020) and from the SHSCT (testing started 28/03/2020) was added. On 10/04/2020, laboratory testing data from the WHSCT (testing started 03/04/2020) was added. This data is accurate at the time of the report but due to processing times, testing numbers may change (e.g. indeterminate tests may be retested with a positive/negative result).*

Definitions (as at 10/04/2020)

¹Laboratory confirmed COVID-19 cases

A laboratory confirmed COVID-19 case is an individual that:

- has clinical evidence of COVID-19 Disease¹

or

- a healthcare worker or household member with or without symptoms

and

- has a positive laboratory result for SARS-COV2

Source of data: laboratory reports from Regional Virus Laboratory, NHSCT (testing started 23/03/2020), SHSCT (testing started 28/03/2020) and WHSCT (testing started 03/04/2020).

Please note:

- This number refers to individuals, NOT number of tests performed by laboratory. An individual may have had more than one test for clinical purposes.
- This includes people that may have had a test taken in previous days (not just the last 24 hours) due to processing times.

²Deaths associated with COVID-19

Death of an individual reported as having a positive result for SARS-COV2 within the previous 28 days of death.

Source of data: clinician reports (e.g. HSC Trusts), Regional Virus Laboratory and local laboratory reports.

Please note, this number refers to individuals who have died within 28 days of first positive result, whether or not COVID-19 was the cause of death. Data correct up to 09:15 on morning of the report.

³Individuals tested for SARS-COV2 virus

An individual is tested if they meet the case definition for testing (as above).

Source of data: laboratory reports from Regional Virus Laboratory, NHSCT (testing started 23/03/2020), SHSCT (testing started 28/03/2020) and WHSCT (testing started 03/04/2020).

Please note, this number refers to individuals, NOT number of tests performed by laboratory. An individual may have had more than one test for clinical purposes.

¹ Clinical evidence of COVID Disease is clinical or radiological evidence of pneumonia OR acute respiratory distress syndrome OR influenza like illness.

1. Surveillance of SARS-CoV-2 (coronavirus) Laboratory Testing

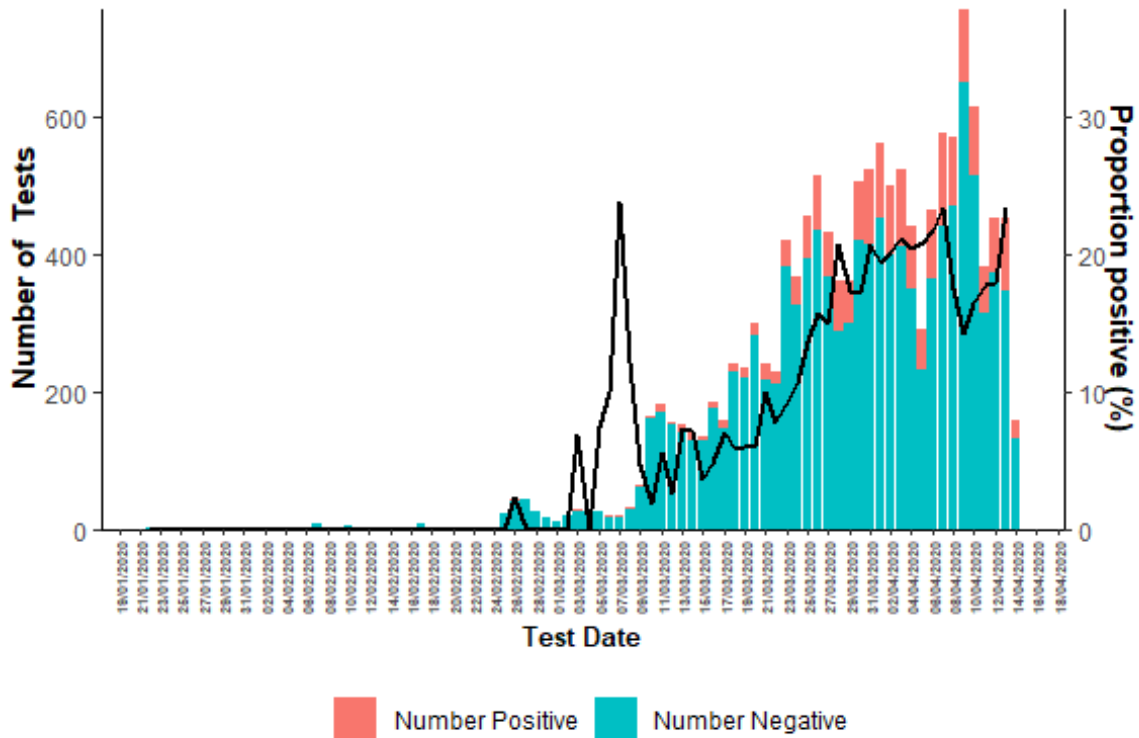


Figure 1: Number of SARS-CoV-2 tests and positivity rate, by test date, Northern Ireland

The bars in figure 1 outline the number of laboratory tests undertaken by test date and the line outlines the proportion of daily tests that are positive for SARS-CoV-2 (coronavirus). Proportion positive data shown to 13 April as not all samples taken yesterday have been processed.

Table 1 Total completed tests by Health and Social Care Trust, Northern Ireland

Trust	Number of Total Tests
BHSCT	4854
SEHSCT	2499
NHSCT	1834
SHSCT	2158
WHSCT	1638
NIAS	190
OTHER	338
UNKNOWN	161
Total	13,672

Table 1 describes the distribution of tests according to where the specimen was taken. Other includes tests conducted by Public Health England (prior to introduction of local testing), and also includes testing from pathology services, GPs and hospices.

Table 2 SARS-COV2 test outcome, in Northern Ireland

COVID-19 Testing indicator	Number
Number of Individuals tested for SARS-COV2 Virus	13,672
Number of Individuals testing positive for SARS-COV2 Virus	2088
Number of Individuals testing negative for SARS-COV2 Virus	11,530
Number of Individuals with indeterminate result for SARS-COV2 Virus	54

2. Surveillance of Laboratory Confirmed COVID-19 Cases

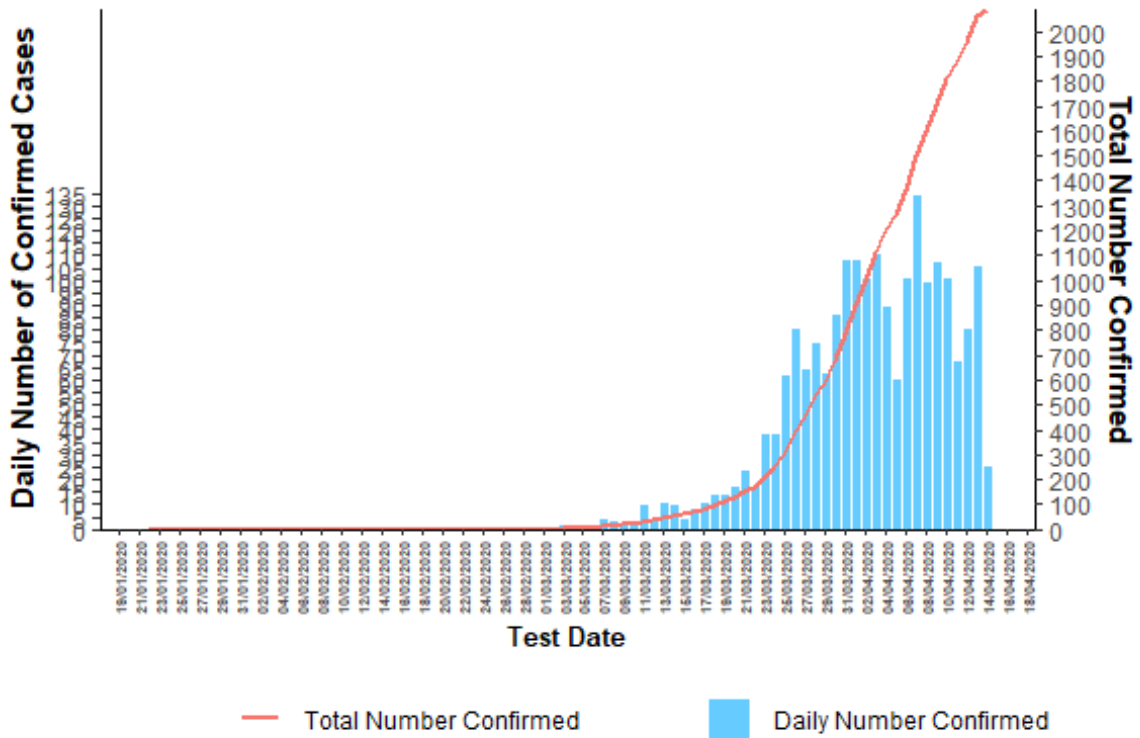


Figure 2: Daily number of new confirmed cases of COVID-19 by test date

Figure 2 outlines the daily number of laboratory confirmed cases by test date and cumulative laboratory confirmed cases to date. The first laboratory confirmed case of COVID-19 was reported on the 25 February 2020 (test date 24 February). As of 15 April, there have been a total of 2088 cases.

Table 3 Age and gender characteristics for positive COVID-19 cases

Case Characteristics		Number	(%)
Age	0 to 44	675	32%
	45 to 69	782	37%
	70+	632	30%
Sex	F	1184	57%
	M	902	43%
	Unk	1	0%

Number of laboratory confirmed cases of COVID-19 by Local Government District

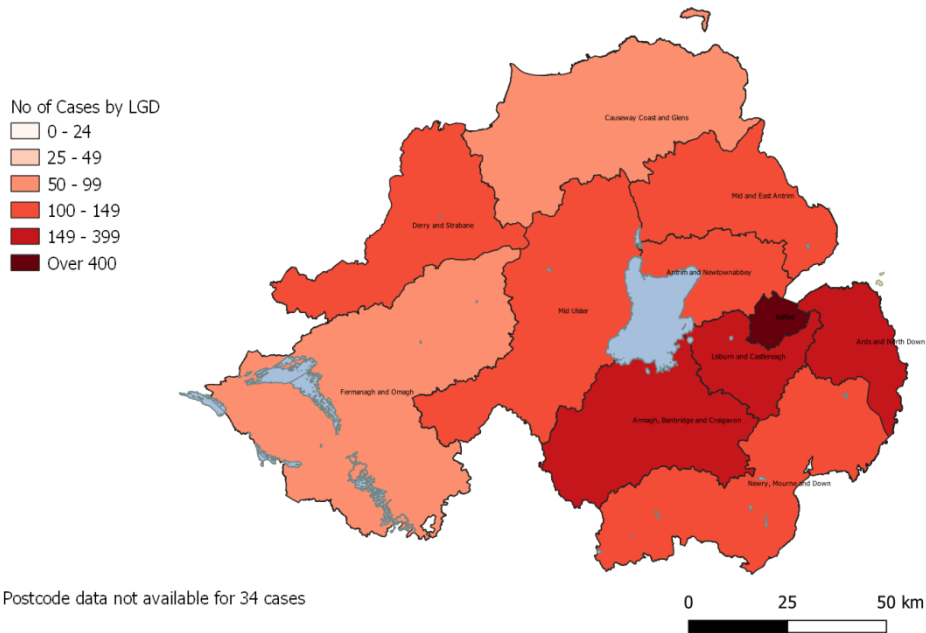


Figure 3: Location of confirmed COVID-19 cases by Local Government District (LGD) in Northern Ireland

Figure 3 outlines the geographical distribution of confirmed COVID-19 cases across Northern Ireland. Cases are predominantly clustered within Belfast LGD areas of residence.

**Please do not directly compare LGD shades to previous bulletins. The numbers of cases by LGD are increasing and as such the categories listed will broaden which may result in changes to the map shading*

Table 4 Cumulative number of positive COVID-19 cases by LGD

Local Government District	Number
Antrim and Newtownabbey	149
Ards and North Down	154
Armagh, Banbridge and Craigavon	220
Belfast	649
Causeway Coast and Glens	98
Derry and Strabane	133
Fermanagh and Omagh	61
Lisburn and Castlereagh	221
Mid and East Antrim	136
Mid Ulster	106
Newry, Mourne and Down	127
Unknown	34
Total	2088

3. Surveillance of deaths associated with COVID-19

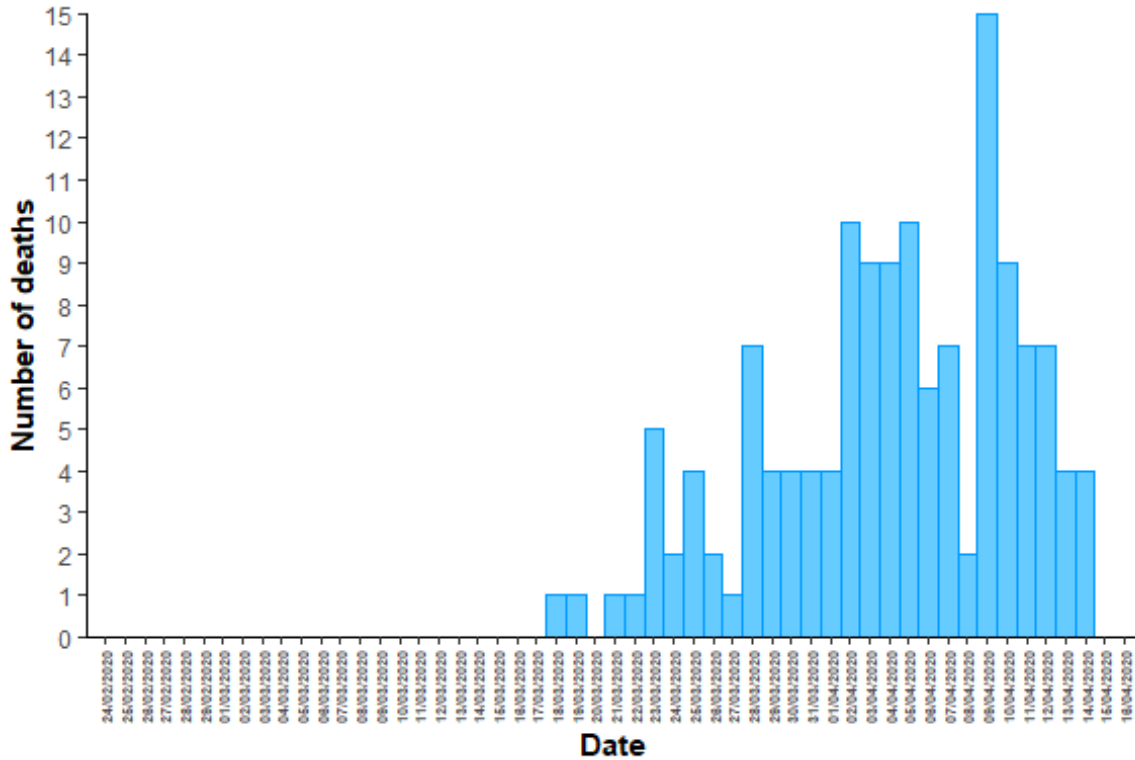


Figure 5: Number of deaths associated with COVID-19, in Northern Ireland

The definition of a death associated with COVID-19 is an individual who has died within 28 days of a positive SARS-CoV2 test. Figures are based on deaths reported to PHA ($n^{\text{total}}=140$). Of 139 deaths with data, the median age was 81 years old of which 57 (41%) were female and 82 (59%) were male.