

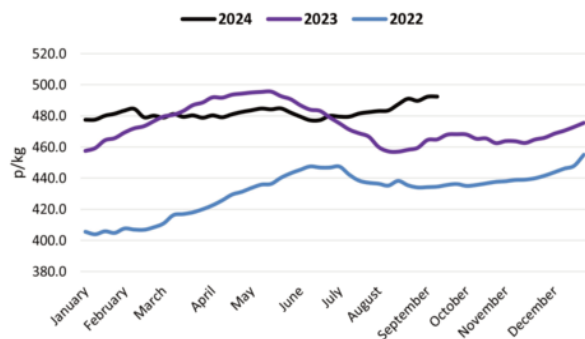
DEADWEIGHT CATTLE TRADE

NI FACTORY BASE QUOTES FOR CATTLE

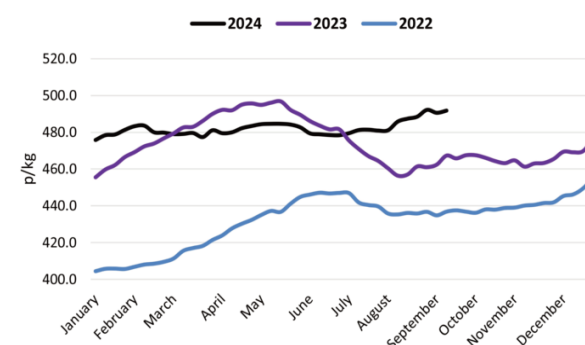
(P/KG DW)	This Week 16/09/24	Next Week 23/09/24
Prime		
U-3	470 - 476p	470 - 476p
R-3	464 - 470p	464 - 470p
O+3	458 - 464p	458 - 464p
P+3	402 - 408p	402 - 408p
Cows		
O+3	355 - 375p	355 - 375p

Cow quotes vary depending on weight and grade. Pricing policies vary from plant to plant. Producers are advised to check pricing policies before presenting cattle for slaughter.

Average Price Paid for an R3 Steer in NI 2022 - 2024 YTD.
Source: LMC.



Average Price Paid for an R3 Heifer in NI 2022 - 2024 YTD.
Source: LMC.



REPORTED NI CATTLE PRICES - P/KG

W/E 14/09/24	Steers	Heifers	Young Bulls
U3	492.3	494.8	488.3
R3	488.5	491.8	482.0
O+3	477.4	480.4	465.0

*Prices exclude AA, HER, WAG and Organic cattle

REPORTED COW PRICES NI - P/KG

W/E 14/09/24	Weight Bands			
	<220kg	220-250kg	250-280kg	>280kg
P1	245.8	263.7	277.7	297.0
P2	263.0	302.8	317.9	338.0
P3	298.0	327.0	337.9	346.7
O3	-	320.6	354.2	360.2
O4	-	290.2	350.8	362.3
R3	-	-	-	381.3

Deadweight Cattle Trade

Last week, a total of 773 prime animals were imported to NI for direct slaughter from ROI, this was up 129 head from the previous week and the highest level imported from ROI for over a decade. Of the 773 head imported, 682 were steers and 91 head were heifers. There was 242 cows imported to NI for direct slaughter from ROI, a week on week decline of 39 head. On the other hand, there were just two steers and one young bull exported to ROI for direct slaughter last week. NI processing plants recorded a total throughput of 7,754 prime animals and 2,435 cows last week.

The deadweight cattle trade in NI provided a mixed report last week. Steers were the only prime category to report a marginal decline, meanwhile heifers and young bulls recorded an average increase of 0.8p/kg and 1.1p/kg respectively. As for cow trade in NI, the average price paid declined by 1.3p/kg to 315.8p/kg however, both O3 and P2 grade cows reported an average increase of 1.4p/kg.

In GB, cattle trade strengthened for the most part, with steers, heifers, young bulls and cows all reporting average category increases of 1.8p/kg, 0.7p/kg, 2.3p/kg and 1.9p/kg respectively. However, trade for steers and heifers seemed to soften across the board in Southern England last week. In ROI last week the cattle trade reported declines in euro terms, despite reporting some increases in sterling terms.

LAST WEEK'S DEADWEIGHT CATTLE PRICES (UK / ROI)

W/E 14/09/24	Northern Ireland	Rep of Ireland	Scotland	Northern England	Midlands & Wales	Southern England	GB
Steers	U3	492.8	436.7	520.4	512.1	510.1	513.6
	R3	492.4	428.9	517.7	510.0	506.4	508.4
	R4	491.7	429.3	516.9	515.6	504.1	508.9
	O3	483.4	416.9	503.1	499.3	492.6	494.6
	AVG	483.8	-	514.0	506.8	496.9	499.1
Heifers	U3	493.9	440.9	522.2	513.2	515.5	515.9
	R3	491.8	431.5	515.9	510.6	506.5	507.9
	R4	492.5	433.1	516.4	513.4	505.6	508.9
	O3	481.4	423.6	490.4	489.9	486.9	487.5
	AVG	484.2	-	512.6	503.9	494.4	493.7
Young Bulls	U3	485.3	431.3	507.7	502.0	513.7	513.7
	R3	480.6	423.7	504.3	497.9	501.0	504.8
	O3	467.0	411.7	468.1	471.2	475.8	495.5
	AVG	471.0	-	501.1	490.9	492.2	501.0
	Prime Cattle Price Reported	6,042	-	5,704	6,881	7,988	4,930
Cows	O3	359.4	370.7	395.6	390.7	391.1	393.6
	O4	361.3	371.8	399.0	390.9	388.7	395.7
	P2	324.7	337.4	356.0	346.9	347.0	356.4
	P3	344.5	358.8	362.5	369.5	365.7	374.2
	AVG	315.8	-	392.7	367.4	352.1	353.9

Notes: (i) Prices are p/kg Sterling-ROI prices converted at 1 euro=84.39p Stg
(ii) Shading indicates a lower price than the previous week.
(iii) AVG is the average of all grades in the category, not just those listed

LIVEWEIGHT CATTLE TRADE

LATEST LIVEWEIGHT CATTLE MART PRICES NI

W/E 14/09/24	1st QUALITY			2nd QUALITY		
	From	To	Avg	From	To	Avg
Finished Cattle (p/kg)						
Steers	264	322	298	210	263	240
Friesians	220	231	223	214	219	216
Heifers	264	294	280	210	263	230
Beef Cows	232	292	261	130	231	178
Dairy Cows	130	177	158	80	129	105
Store Cattle (p/kg)						
Steers up to 400kg	325	403	350	225	324	270
Steers 400kg - 500kg	300	362	325	215	299	255
Steers over 500kg	290	346	305	200	289	245
Heifers up to 450kg	295	359	325	210	294	245
Heifers over 450kg	270	320	290	220	269	235
Dropped Calves (£/head)						
Continental Bulls	400	700	470	280	395	340
Continental Heifers	350	650	425	220	345	265
Friesian Bulls	175	255	200	100	170	120
Holstein Bulls	100	150	125	25	95	50

DEADWEIGHT SHEEP TRADE

NI SHEEP BASE QUOTES

(P/Kg DW)	This Week 16/09/24	Next Week 23/09/24
R3 Lambs up to 22kg	585 - 590p	580 - 590p

REPORTED NI SHEEP PRICES

(P/KG)	W/E 31/08/24	W/E 07/09/24	W/E 14/09/24
D/W R3 Lambs	607.4	593.3	586.9
D/W Lambs	607.2	593.9	590.1
L/W Lambs	534.4	521.6	529.2

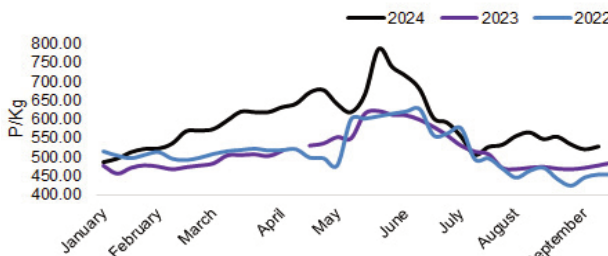
REGIONAL SHEEP PRICES (GB / ROI)

GB D/W Lambs	663.5	654.5	642.9
ROI D/W Lambs	604.2	602.4	601.4

Sheep Trade

Base quotes for R3 grade lambs ranged from 585-590p/kg at the start of the week with quotes of 580-590p/kg expected for early next week. Last week 11,445 lambs were processed in NI plants, up 945 head from the week previous and the largest lamb throughput to date this year. The average price paid for R3 grade lambs in NI last week was back 6.4p/kg to 586.9p/kg, meanwhile the average deadweight price paid for lambs was back 3.8p/kg to 590.1p/kg. The liveweight lamb trade strengthened by 7.6p/kg to an average paid price of 529.2p/kg last week in NI.

NI Average Liveweight Lamb Price 2022 - 2024 YTD.
Source: DAERA.



LIVEWEIGHT SHEEP TRADE

LATEST SHEEP MARTS (P/KG LW)

From: 14/09/24		Lambs			
To: 19/09/24		No	From	To	Avg
Saturday	Omagh	1270	557	704	-
	Swatragh	1600	533	574	-
Monday	Kilrea	1150	544	618	-
	Markethill	1330	540	578	-
Tuesday	Saintfield	700	520	615	-
	Rathfriland	900	530	640	-
Wednesday	Ballymena	2008	500	550	522
	Enniskillen	898	520	585	-
	Armoyle	418	495	560	-