

DEADWEIGHT CATTLE TRADE

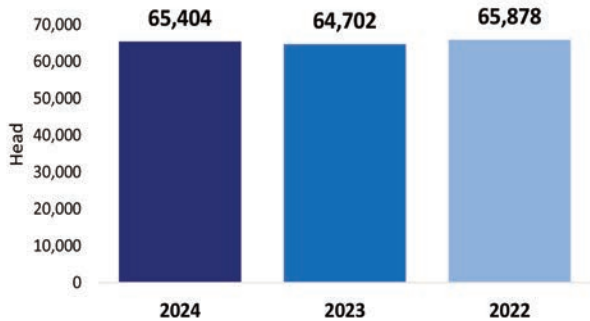
NI FACTORY BASE QUOTES FOR CATTLE

(P/KG DW)	This Week 05/08/24	Next Week 12/08/24
Prime		
U-3	458 - 468p	460 - 470p
R-3	452 - 462p	454 - 464p
O+3	446 - 456p	448 - 458p
P+3	390 - 400p	392 - 402p
Cows		
O+3	346 - 370p	346 - 370p

Cow quotes vary depending on weight and grade. Pricing policies vary from plant to plant. Producers are advised to check pricing policies before presenting cattle for slaughter.

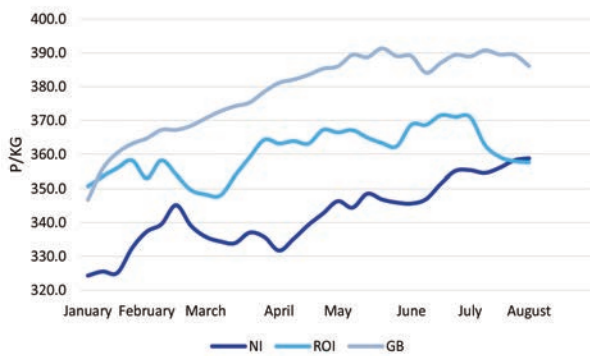
Cow Throughput in NI to date 2022 - 2024

Source: DAERA.



O3 Cow Prices (p/kg) in NI, ROI & GB to date 2024

Source: LMC



REPORTED NI CATTLE PRICES - P/KG

W/E 03/08/24	Steers	Heifers	Young Bulls
U3	487.2	486.1	480.4
R3	479.8	480.3	472.8
O+3	470.9	472.0	456.0

*Prices exclude AA, HER, WAG and Organic cattle

REPORTED COW PRICES NI - P/KG

W/E 03/08/24	Weight Bands			
	<220kg	220-250kg	250-280kg	>280kg
P1	242.1	261.6	279.9	296.0
P2	272.4	291.0	315.1	334.1
P3	180.0	315.1	328.7	346.0
O3	336.0	331.6	348.3	360.9
O4	0.0	340.4	355.0	361.4
R3	0.0	360.0	0.0	373.9

Deadweight Cattle Trade

A total of 6,463 prime cattle and 1,994 cows were processed in local plants last week. There were 269 prime animals and 121 cows imported from ROI for direct slaughter meanwhile, three steers and 14 cows were exported to ROI for direct slaughter last week.

The deadweight cattle trade in NI strengthened for the most part with an average increase of 2.8p/kg reported for steers, 3.4p/kg reported for average heifers and 1.5p/kg increase reported for average young bulls. On the other hand, cows were back 2.6p/kg on average from the week previous however, O3 cows reported an increase of just over half a penny last week. NI remain ahead of ROI for prices paid for O3 cows, with an average price paid of 358.8p/kg compared to 357.6p/kg paid on average in ROI last week, extending the lead to 1.2p/kg over ROI O3 cow prices.

The deadweight cattle trade provided a mixed report in ROI last week, the average prices paid for R3 steers and heifers reported declines of 0.6p/kg and 0.3p/kg respectively. The average price paid for R3 young bulls increased by 3.9p/kg on average last week. Meanwhile, O3 cows were back 0.3p/kg on average.

In GB last week, steers were up 0.9p/kg on average, heifers were back half a penny on average and young bulls reported a decline of 0.9p/kg last week. Cow trade in GB continues to decline with average cows back 3.5p/kg last week.

LAST WEEK'S DEADWEIGHT CATTLE PRICES (UK / ROI)

W/E 03/08/24	Northern Ireland	Rep of Ireland	Scotland	Northern England	Midlands & Wales	Southern England	GB
Steers	U3	487.5	433.6	494.2	495.5	491.8	496.3
	R3	483.1	424.9	493.2	494.8	486.9	489.9
	R4	481.9	427.0	494.5	496.6	487.5	493.9
	O3	478.3	415.1	479.8	482.0	472.4	476.9
	AVG	474.4	-	489.8	490.0	478.5	481.0
Heifers	U3	485.8	440.7	499.3	497.4	497.3	497.7
	R3	481.1	428.6	492.7	493.5	489.0	487.8
	R4	482.8	431.2	494.7	496.6	488.4	489.1
	O3	472.7	419.8	474.2	479.8	469.5	472.4
	AVG	475.7	-	490.5	485.8	475.5	473.7
Young Bulls	U3	480.0	430.0	487.5	486.4	488.5	494.8
	R3	470.7	421.5	482.9	482.2	478.7	483.0
	O3	456.9	405.7	464.2	447.4	454.5	455.8
	AVG	463.9	-	480.2	475.3	470.7	477.2
	Prime Cattle Price Reported	5,393	-	5,309	6,714	8,035	4,463
Cows	O3	358.8	357.6	387.4	386.9	385.7	384.2
	O4	360.9	358.8	392.7	387.9	384.1	388.4
	P2	320.3	334.4	341.2	346.4	342.6	342.3
	P3	342.5	348.4	366.4	362.0	362.7	360.6
	AVG	321.7	-	379.2	364.3	352.9	346.0

Notes: (i) Prices are p/kg Sterling-ROI prices converted at 1 euro=84.46p Stg
(ii) Shading indicates a lower price than the previous week.
(iii) AVG is the average of all grades in the category, not just those listed

LIVEWEIGHT CATTLE TRADE

LATEST LIVEWEIGHT CATTLE MART PRICES NI

W/E 03/08/24	1st QUALITY			2nd QUALITY		
	From	To	Avg	From	To	Avg
Finished Cattle (p/kg)						
Steers	275	307	285	225	274	245
Friesians	210	221	215	180	200	190
Heifers	260	290	273	200	259	230
Beef Cows	220	296	253	125	219	170
Dairy Cows	147	208	163	80	146	110
Store Cattle (p/kg)						
Steers up to 400kg	320	392	345	230	319	265
Steers 400kg - 500kg	265	327	295	210	264	235
Steers over 500kg	265	300	276	200	264	220
Heifers up to 450kg	270	323	300	200	269	230
Heifers over 450kg	251	292	265	217	250	230
Dropped Calves (£/head)						
Continental Bulls	400	740	470	300	395	335
Continental Heifers	350	580	420	225	345	285
Friesian Bulls	100	160	130	40	95	60
Holstein Bulls	90	145	115	6	85	40

DEADWEIGHT SHEEP TRADE

NI SHEEP BASE QUOTES

(P/Kg DW)	This Week 05/08/24	Next Week 12/08/24
R3 Lambs up to 22kg	600 - 610p	620 - 625p

REPORTED NI SHEEP PRICES

(P/KG)	W/E 20/07/24	W/E 27/07/24	W/E 03/08/24
D/W R3 Lambs	558.4	588.5	606.1
D/W Lambs	559.3	586.9	605.2
L/W Lambs	527.9	533.4	556.5

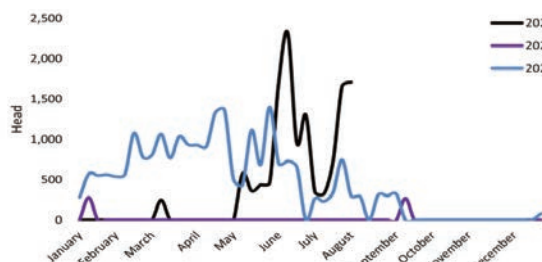
REGIONAL SHEEP PRICES (GB / ROI)

GB D/W Lambs	647.2	649.0	655.3
ROI D/W Lambs	562.9	592.6	599.9

Base quotes for R3 grade lambs continue to rise with base quotes of 620 - 625p/kg expected early next week when all major plants will be paying up to 22kg. A total of 10,124 head of lambs were processed in NI plants, up 663 head from the week previous and the highest throughput of lambs reported since January this year. There were 2,757 lambs exported to ROI and 1,708 lambs exported to GB for direct slaughter last week. The deadweight lamb trade strengthened a further 18.3p/kg in NI last week, meanwhile the liveweight lamb trade surged a further 23.1p/kg from the week previous. As a result of the flourishing liveweight lamb trade, a greater supply of lambs were presented in the sale rings last week.

Sheep Exports to GB for Direct Slaughter To Date 2022-2024

Source: DAERA.



LIVEWEIGHT SHEEP TRADE

LATEST SHEEP MARTS (P/KG LW)

From: 03/08/24		Lambs			
To: 08/08/24		No	From	To	Avg
Saturday	Omagh	535	553	621	-
	Swatragh	1050	585	630	-
Monday	Kilrea	1100	560	640	-
	Markethill	1120	560	622	-
Tuesday	Saintfield	850	555	640	-
	Rathfriland	862	558	600	578
Wednesday	Ballymena	2286	550	627	580
	Enniskillen	1002	550	646	-
	Armoyle	604	530	615	-