



Northern Ireland Sustainable Energy Programme Annual Report 2015-16

Prepared by the Energy Saving Trust

1. Executive Summary

This annual report reviews the performance of the 2015-16 Northern Ireland Sustainable Energy Programme (NISEP) schemes, outlining the measures installed, financial benefits to recipients and the energy (GWh) and carbon savings associated.

For 2015-16 the initial NISEP fund was £7,941,946 (as set out in the NISEP Framework) giving an average NISEP customer contribution of £9.30 per electricity customer across approximately 854,047 domestic and business customers. The total NISEP spend at the end of the year was £8,141,995. With additional underspend from previous years allocated to 2015/16, there was a significant underspend of over £1.4m which has been reallocated to 2016-17.

In total, twenty-seven schemes were approved, however two of these schemes closed during the year due to no uptake. During the year, funds allocated to undersubscribed schemes were redistributed to other more successful schemes to try to maximise in-year spend and associated energy savings.

Table 1 - Summary Outturn Savings

Total lifetime energy savings (GWh)	643.412
Total lifetime carbon saved (tC)	111,766
Gross lifetime customer benefits (£)	£85,960,332
Total incentives earned (£)	£182,294

2. NISEP background

NISEP is funded from a sum of money collected from all electricity customers through a Public Service Obligation (PSO), and it is used to provide funding for energy efficiency schemes.

The strategic objectives of the NISEP are to contribute to the achievement of:

- Efficiency in the use of energy;
- Socially and environmentally sustainable long-term energy supplies; and
- The above at best value to customers whilst also having due regard to vulnerable customers.

The majority of the funding (80%) is ring-fenced for spend on vulnerable customers in Northern Ireland. Previous consultations have substantiated the view that this level of funding for vulnerable customers should remain.

In 2015-16 the NISEP continued to focus on vulnerable customers (known internally as the Priority Sector) who are domestic customers on lower incomes who may be vulnerable to fuel poverty, with £6,255,635 made available at the start of the year for this sector. The remaining £1,563,909 was split between non-priority domestic and commercial schemes and the non-priority innovative schemes category. Any additional funding from 2014/15 underspend was also made available for Primary Bidders to utilise.

NISEP funding for schemes aimed at Priority Sector customers typically provided a package of measures that included;

- Fabric (cavity wall or loft) insulation
- Heating system replacement including fuel switching and heating controls
- Low energy lighting
- Hot water cylinder jackets
- Radiator panels
- Energy monitors
- Shower flow regulators

The explicit aim of NISEP funding in the Priority Sector is to reduce energy consumption in the least energy efficient housing stock.

In the non-priority domestic and commercial category measures included;

- Insulation ‘cash-back’ offers for cavity wall, and loft insulation in the domestic sector
- Variable speed drives and variable speed compressors
- Energy efficient and LED lighting systems
- Heating controls
- Heat exchangers for compressed air systems

3. Types of schemes in 2015-16

In 2015-16, twenty-seven schemes were approved, of these schemes, two had no uptake of measures and closed during the year. The lessons learnt from these unsuccessful schemes are taken into consideration when assessing future bids for NISEP funding. The tables below summarise the number of schemes per bidder and schemes per category

Table 3.1 - Summary of approved schemes by Primary Bidder

Electric Ireland	1
Energia	9
Energystore	2
firmus energy	3
Power NI	6
SSE Airtricity	4

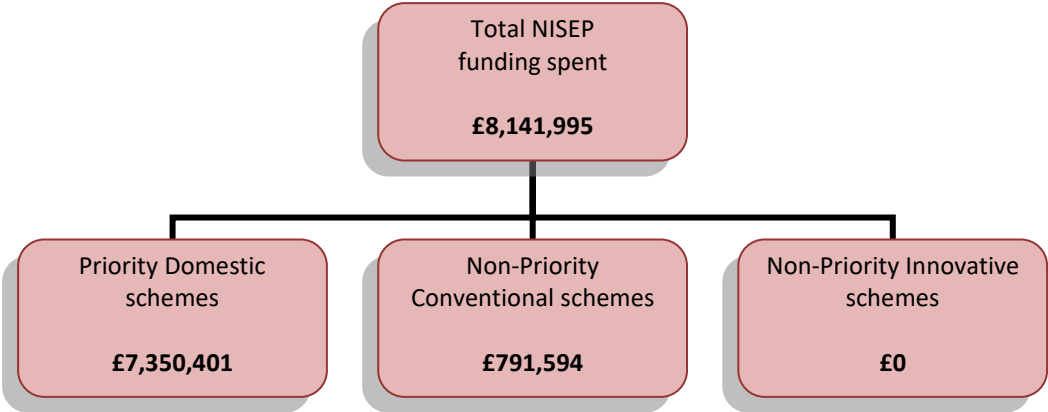
Warmfill 2

Table 3.2 – Breakdown of schemes by category

Priority schemes	13
Non-Priority conventional	14
Non-Priority innovative	0

Table 3.3 below shows how the NISEP funds spent were split between each funding category in 2014-15.

Table 3.3 - NISEP Breakdown of Funding Spent



4. Priority Domestic Schemes

Of the £8,141,995 spent, £7,350,401 was utilised on Priority Domestic schemes (those targeted at vulnerable/lower income), representing 90% of the total funding spent. The reason why the outturn Priority Domestic spend is more than the 80% ring-fenced for priority schemes at the start of the year is that there was low uptake of some of the Non-Priority schemes. Therefore, in the latter part of the year, funding that could not be spent in the Non-Priority pot was reallocated to successful Priority schemes.

There was a significant underspend of over £1m in this category, even though Primary Bidders were reminded throughout the year to notify the Programme Administrator of any potential underspend. Due to the late release of £1m of NISEP funds in March, there was insufficient time to reallocate funds to better performing schemes. To try to minimise the risk of this occurring in future, the Programme Administrator, will bring forward the nine month interim report by a month, to eight months, to monitor scheme progress and facilitate earlier reallocation of underspend in the coming year. Energy savings of 354.552 GWh in the priority sector represents about 55 per cent of the overall energy savings. This equates to a lifetime customer benefit of £40,773,047 for the most vulnerable households in Northern Ireland.

In total, Priority funding contributed to 28,907 energy efficiency interventions. This is less than the previous year, due to the absence of an individual measures scheme that last year contributed 91,906 shower flow regulators towards the total interventions and fewer CFLs (Compact Fluorescent Lamps) were allocated per property. Measures installed included

energy monitors and new high-efficiency gas condensing boilers. Three of the thirteen priority schemes provided a fully funded ‘whole house solution’ package whilst five provided a partial grant towards similar measures. The remaining five schemes fully funded individual measures offering cavity wall and loft insulation. Table 4.1 shows a breakdown of priority measures and Table 4.2 shows the breakdown of heating system installations. It is noted that it remains increasingly hard to identify homes that either need, or are taking-up the offer of a full package of ‘whole house solution’ measures. This may be due to it being increasingly difficult to identify properties which require a full suite of measures, for example they already have insulation or that people do not desire the full package (for example they may not wish to clear their loft to permit loft insulation to be fitted). This will need to be reviewed for future years of the scheme to ensure that submissions reflect this trend.

Table 4.1 – Summary of Priority Measures Installed

Loft insulation (LI)	3,606
Cavity wall insulation (CWI)	2,965
Compact fluorescent lamps (CFLs)	17,391
Hot water cylinder jackets	534
Radiator panels	930
Energy monitors	661
Heating replacements	1,846
Shower flow regulators	974
TOTAL	28,907

Table 4.2 – Summary of Heating Replacements

Economy 7 to gas	738
Economy 7 to oil	6
Solid fuel to gas	491
Solid fuel to oil	9
LPG to gas	1
Oil to gas	219
No heating to gas	317
No heating to oil	62
Gas to gas	2
Oil to oil	1
TOTAL	1,846

We have encouraged Primary Bidders to provide feedback from priority scheme recipients. Below is a snapshot of the kind of comments we receive. (For a full list and detailed descriptions of the NISEP schemes, see Appendix 1).

Positive Energy Plus customers

“Very happy since the work has been done” and “very efficient, great work”

Energy Saver Homes customers

"The new boiler has made a big difference to my oil usage." "Seems more economical than my previous heating system." "Very early to say but I haven't had to use my immersion heater, so I would say yes."

Home Comfort £1,800 Cashback customers

"Without the help of the grant we would have been unable to afford to install the heating. In terms of comfort, the immediacy of heating and hot water compared to economy 7, the convenience is excellent. In addition to the savings it has been an excellent transition".

Warmer Homes for Golden Age customers

"Great that there is a grant available", "good that scheme available for pensioners", "not everyone able to afford to insulate so getting it done for free was great", "recommended to neighbours who also got their walls done", "dampness has gone".

Thermal Comfort customers

"I had cavity wall insulation carried out at my home in December, the difference in heat retention was amazing. I wish I had done this, years ago."

5. Non-Priority schemes (commercial, domestic and innovative)

Non-Priority schemes provide part-funding, usually in the region of 20%, towards the cost of energy efficiency measures. These schemes tend to be more cost effective than those in the priority sector due to commercial energy efficiency measures yielding good energy savings in comparison to the spend. Over recent years, this category has regularly had high levels of underspend for which there are a number of reasons. For the non-priority domestic schemes, typically an insulation "cashback" offer, the historical £150 cashback is now no longer seen to be as attractive or as sufficient with increases in the average installation cost. As a result, we anticipate this grant increasing to £250 in future schemes, in a bid to achieve greater uptake.

For the Non-Priority commercial schemes, it continues to prove challenging, firstly to find applicants who are interested in receiving a grant and are able to raise funds and install successfully within a 12-month period and secondly to find projects that will yield sufficient savings. Primary Bidders then find a significant number of applications not proceeding to installation. Despite trimming the size of individual schemes, due to past performance and the Programme Administrator identifying underspend during the year and reallocating funds to the Priority category, there still remained a significant underspend of over £300,000. Again, this was mainly due to the late return of NISEP funds, giving insufficient time for its reallocation. The Programme Administrator will continue to monitor these types of schemes in an effort to ensure resources continue to be managed effectively.

Despite this there was a significant increase in measures installed in comparison to last year, attributed to an increased uptake of LEDs. There were over 14,000 more LEDs and an increase of approx. 800 high bay lighting measures installed compared to last year. A small reduction on variable speed drives (VSDs), variable speed compressors (VSCs) and fluorescent lighting measures was noted. LEDs continue to rise in popularity as they become

a more established technology. This year there were no innovative non-priority schemes submitted and that funding was reallocated to non-priority conventional schemes.

Energy savings of 288.861 GWh in the non-priority sector represents about 45 per cent of the overall energy savings. This equates to a lifetime customer benefit of £45,187,285. In total, non-priority funding contributed to 31,621 energy efficiency interventions.

Table 5.1 – Summary of Non-Priority Measures Installed

Loft insulation	272
Cavity wall insulation	641
Hot water cylinder jacket	4
Variable speed drives	42
Variable speed compressors	11
Energy efficient lighting	30,644
Heat recovery	2
Aluminium compressed air piping	3
Heating controls	2
TOTAL	31,621

Feedback on Non-Priority schemes is also always encouraged and below is a snapshot of the kind of comments we receive. (For a full list and detailed descriptions of the NISEP schemes, see Appendix 1).

Keeping You Warmer customers
" House retains heat longer", "boiler not firing as often so less fuel being used" , "grant funding appreciated" and "good that scheme available for middle income earners"

High Bay/LED Lighting
"Offering the scheme was the tipping point between upgrading to more efficient system or going with a cheaper less efficient installation."

6. Utilisation of NISEP Funding 2015-16

Table 6.1 below shows a summary of the approved schemes this year along with NISEP contribution spent, GWh lifetime energy savings, lifetime carbon tonnes and the gross customer financial benefit of each scheme. The graphs provide a breakdown of GWh savings by category and the overall cost effectiveness of each scheme in pence spent per kilowatt of energy saving generated (where the lower the pence per kilowatt figure, the more cost-effective the scheme).

Table 6.1 - Scheme Summary

SCHEME REF	SCHEME TITLE	NISEP Funding Spent £	Accredited Lifetime Energy Savings GWh	Lifetime Carbon Saved Tonnes	Gross Customer Lifetime Benefit £
AIRT 15 01 MP	Positive Energy Plus	1,074,022	26.906	4,795	3,699,872
AIRT 15 02 MP	Positive Energy	105,213	5.189	737	883,576
AIRT 15 03 INP	Positive Insulation Plus	331,204	15.887	2,485	2,018,765
AIRT 15 05 I P	Positive Insulation	2,585	0.518	83	65,178
ENA 15 01 LNP	High Bay/LED Lighting Enhancement	382,609	136.388	25,025	21,944,858
ENA 15 02 LNP	Fluorescent/LED Lighting Enhancement	50,874	17.759	3,259	2,857,375
ENA 15 03 ONP	Variable Speed Drives	6,173	1.543	255	248,299
ENA 15 04 ONP	Variable Speed Compressors	54,744	34.883	5,774	5,612,620
ENA 15 05 ONP	Heat Recovery on Compressed Air Systems	10,044	8.247	1,365	1,326,991
ENA 15 06 HNP	Space & Water Heating Boiler Burner Controls*	0	0	0	0
ENA 15 07 ONP	Compressed Air Control & Management System*	0	0	0	0
ENA 15 08 ONP	Modular aluminium compressed air piping replact	9,740	2.500	427	402,330
ENA 15 09 OP	Intelligent heating controls	2,254	1.645	273	217,522
ESB 15 01 LNP	Energy Efficient Lighting Scheme	9,157	3.744	640	602,441
ESL 15 01 IP	Thermal Comfort	2,081,541	103.123	16,984	13,211,702
ESL 15 03 I NP	150 Insulation Grant	135,754	32.831	5,586	4,241,326
FIR 15 01 MP	Home Comfort £1800 Cashback	895,231	56.195	11,035	3,207,247
FIR 15 02 MP	Home Comfort £1300 Cashback OIL	242,652	7.865	1,360	1,280,222
FIR 15 03 MP	Home Comfort Plus Free Heating	387,279	9.691	1,622	1,049,436
PNI 15 01 MP	Energy Saver Homes	568,600	14.531	2,301	1,685,643
PNI 15 02 MP	Snug Plus	31,031	2.105	339	233,380
PNI 15 04 MP	Cosy Homes	537,375	32.940	5,027	3,071,318
PNI 15 06 IP	Free cavity wall insulation	533,714	52.847	9,095	6,838,196
PNI 15 08 IP	Cosy Homes Insulation	58,078	6.573	1,012	829,867
PNI 15 10 ONP	Variable Speed Drives	105,690	43.052	7,355	6,927,021
WFL 15 01 INP	Keeping You Warmer	21,970	5.750	999	741,325
WFL 15 02 IP	Warmer Homes for Golden Age	504,460	20.702	3,933	2,763,822
TOTALS**		8,141,995	643.412	111,766	85,960,332

* remaining funds were returned early due to no uptake

** where relevant, total figures have been rounded up

Two schemes were allocated funding at the start of the NISEP year but had no uptake, these were ENA 15 07 ONP, Compressed Air Control & Management System and ENA 15 06 HNP, Space & Water Heating Boiler Burner Controls.

Figure 6.2 - Lifetime energy savings by category (GWh)

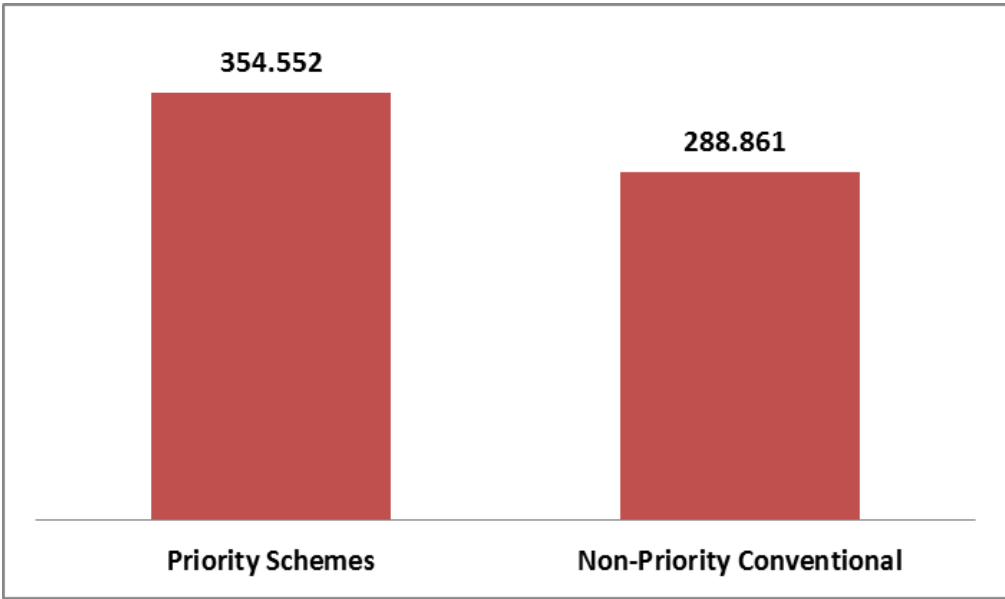


Figure 6.3 - Priority Scheme Cost Effectiveness (cost in pence per kWh of energy saved, p/kWh) (the lower the value, the more cost effective the scheme)

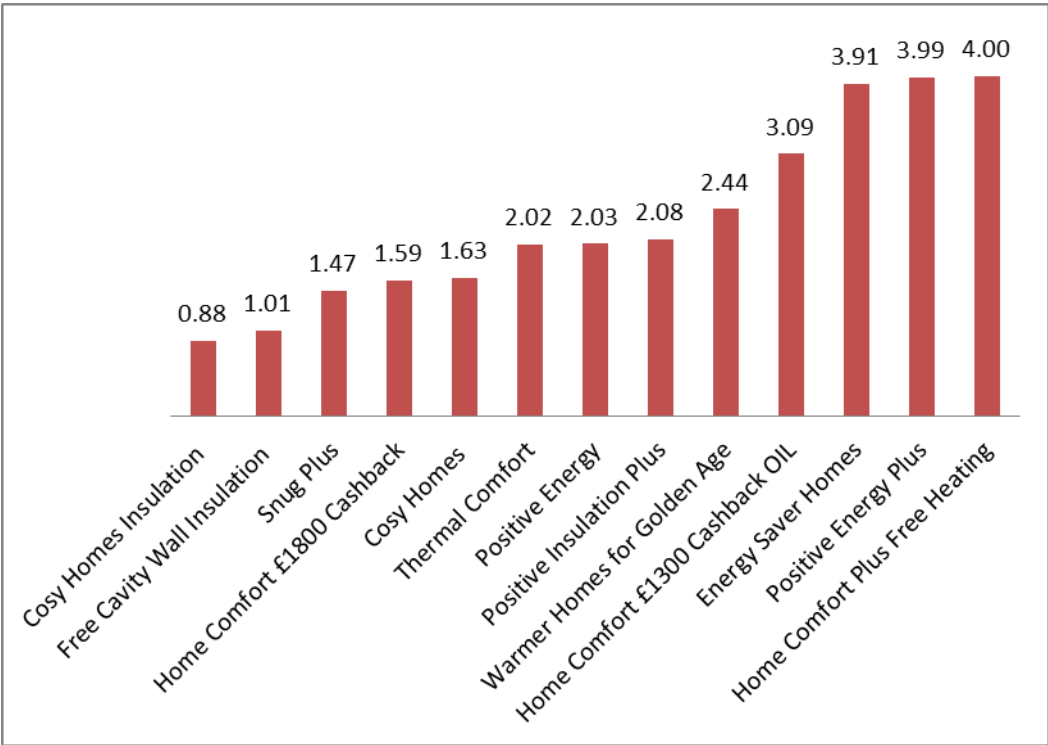
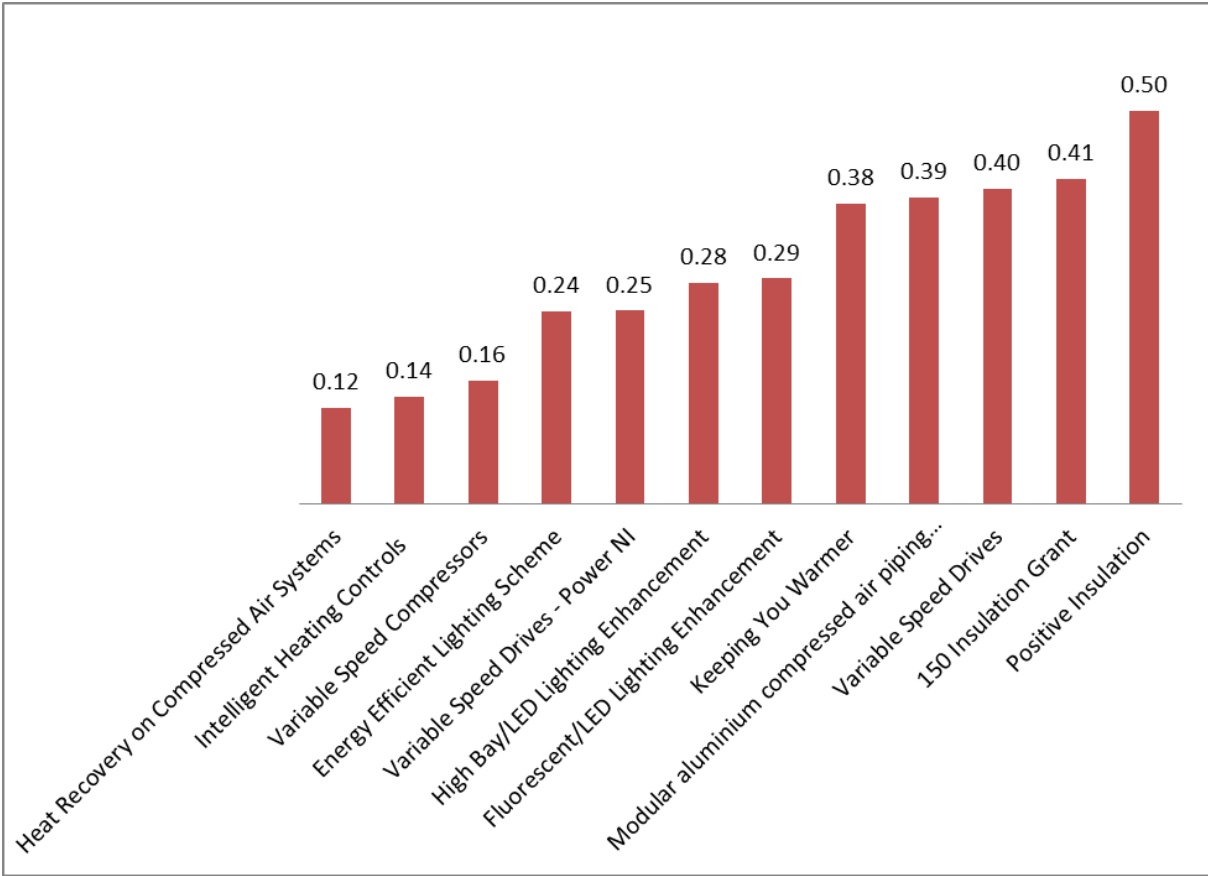


Figure 6.4 - Non-Priority Scheme Cost Effectiveness (p/kWh) (the lower the value, the more cost effective the scheme)



7. Target Achievement and Incentive Payments

In order to encourage Primary Bidders to bring forward cost-effective schemes and ensure that the objectives of the NISEP are met, the Utility Regulator awards an incentive payment to Primary Bidders that exceed the energy saving target set for each scheme. There is no incentive paid for simply meeting the target.

As a result of exceeding the GWh targets, incentive payments were awarded to each of the Primary Bidders and the total of incentive payments was £182,294. This is summarised in table 7.1 below.

7.1 - Summary of Incentive Payments 2015-16

Primary Bidder	Amount spent (£)	Savings achieved (GWh)	Incentive earned (£)
Electric Ireland	9,157	3.744	0
Energia	516,438	202.966	15,626
Energystore	2,217,295	135.954	0
Firmus Energy	1,525,163	73.750	78,188
Power NI	1,834,488	152.047	67,067
SSE Airtricity	1,513,024	48.500	21,154

Warmfill Ltd

526,430

26.452

258

TOTAL

182,294

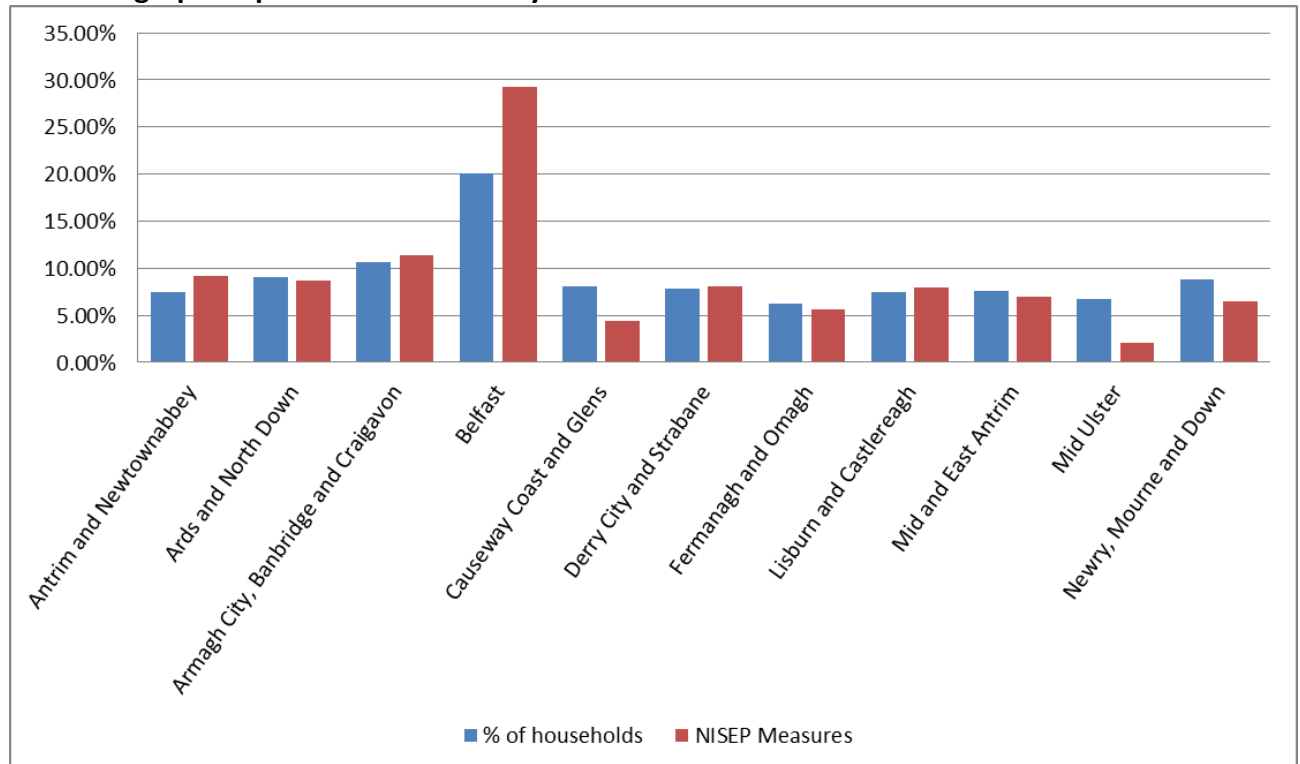
8. Geographical Spread of Measures

Data from domestic NISEP schemes is fed into the Energy Saving Trust’s Home Energy Efficiency Database (HEED). This database records information from a variety of sources across the UK to create a picture of energy efficiency upgrades for individual properties.

Data from the 15-16 NISEP has been analysed and Table 8.1 below shows the percentage of NISEP interventions per council area in red and the percentage of NI households there are in each council area in blue. For NISEP to demonstrate good geographical spread across all council areas, both the blue and red columns should be roughly equal height as both indicate the data as a % of the national total. On 1st April 2015, the 26 councils merged into 11 new super-councils. Therefore the chart below varies from those of previous years.

There continues to be a reasonable spread of measures across all council areas. Belfast benefited from a higher than average proportion of measures in particular insulation installs, and this may be due to the concentration of insulation companies operating in the greater Belfast area. Causeway Coast and Glens council and Mid Ulster both show a significantly lower proportion of measures when compared to population size and this may need action in future years. The proportion of heating measures installed has almost doubled in Derry City and Strabane in comparison to 2015-16.

8.1 – Geographic Spread of Measures by Council Area



9. Comparison with previous year

The table below provides a comparison with last year's NISEP.

Table 9.1 – Comparison with previous year's figures

	2015-16	2014-15
NISEP funding spent	£8,141,995	£7,092,877
Total lifetime energy savings	643.412 GWh	784.090 GWh
Carbon savings	111,766	130,787 t
Gross customer benefit	£85,960,332	£98,898,671
Total incentives earned	£182,294	£399,409

Overall, spend was greater than in previous years, however there was a decrease in energy savings and gross customer benefit most notably under the Priority individual measures and the Non-Priority categories. This can be attributed to several factors. Firstly there was a one-off Priority individual measures scheme that last year, with its low cost, high energy savings, raised the 14/15 total. Secondly in the Non-Priority category, there was a lower uptake of the insulation cashback schemes, VSDs, VSCs and heat recovery systems, which impacted both energy savings and gross customer benefit. However, there was an increase of over 1000 heating and insulation installs for Priority customers. Also the Priority category as a whole contributed to 55% of the energy savings, compared to 52% in the previous year. We have also noticed a shift in the commercial sector towards energy efficient lighting, with a reduction in VSDs and VSCs, but an increase of over 14,000 measures installed in the Non-Priority category.

10. Conclusions

In 2015/16 there were thirty-four schemes originally submitted, of which seven did not receive approval. The overall NISEP spend was £1,049,118 more compared to last year, most notably under the insulation only schemes. With the reallocation of underspend from the previous year, there remained over £1.4million unspent by year-end which has been reallocated to 2016-17 schemes.

There was a decrease in overall energy savings on last year, and this can be attributed to a number of factors. In 2014-15 there was a one-off Priority individual measures scheme that provided high energy savings and gross customer benefit totals in relation to spend but this scheme did not run in 2015-16. In the Non-Priority domestic category, there was a lower uptake of the insulation cashback schemes, where the £150 cashback is now no longer seen to be as attractive or as sufficient with increases in the average installation cost. Overall in the domestic sector the trend is reducing energy savings for the same amount of spend as properties that deliver the higher energy savings are harder to find e.g. fewer homes with no existing central heating or with solid fuel systems and fewer homes with no existing cavity wall or loft insulation. Costs of some of the measures have also increased, particularly loft insulation due to new building regulation requirements for ventilation. In the commercial sector there was a significant reduction in VSCs, VSDs and heat recovery systems, which impacted both energy savings and gross customer benefit. There has been a significant shift in the commercial sector towards energy efficient lighting, with over 14,000 more LEDs and high bay measures installed.

From the measure mix installed, it appears to be increasingly hard to identify homes that either need, or are taking-up the offer of a full package of 'whole house solution' measures. In total, across all domestic and commercial schemes, there were 60,528 energy efficiency measures installed, including 1,846 new heating systems. Comparing the previous year, there were 144,999 measures installed, however this includes 91,906 shower flow regulator devices from a one-off individual measures scheme.

The gross customer benefit total translates as one pound of NISEP funding provided this year, providing £10.67 of Net Present Value lifetime benefits.

There continues to be under-spend with the Non-Priority schemes, which led to the priority category receiving 90% of the total funding spent as opposed to the 80% ring-fenced at the start of the year. However by the end of the year, due in part to the late return of funds, there was a significant underspend of over £1.4m, with £1.2m of this being in the Priority category from one Primary Bidder. Primary Bidders were reminded throughout the year to notify the Programme Administrator of any potential underspend. The Programme Administrator will continue to review closely those schemes that consistently under-perform and seek to move funds to better performing schemes.

Appendix 1: Summary of participating NISEP schemes

PRIORITY SCHEMES

AIRT 15 01 MP Positive Energy Plus

This was a Priority whole house solution scheme that targeted vulnerable householders who met NISEP income criteria, with no heating, Economy 7 or solid fuel heating. It provided a new energy efficient heating system and a package of insulation measures. Eligible customers were offered an energy efficient gas heating system, if on the gas network or an oil system where gas is not available. A fully funded grant of up to £3,700 was available for heating system upgrade/replacement.

Householders eligible for the grant also availed of discounted cavity wall insulation and/or loft insulation up to the value of £800. Each property received up to four CFLs fitted (depending on requirements), and a shower flow regulator also fitted (where appropriate) to assist with domestic water efficiency.

Measures Summary

Loft insulation	78
Cavity wall insulation	27
Replacement heating	321
CFLs	130
Shower flow regulator	30

AIRT 15 02 MP Positive Energy

This was a Priority whole house solution scheme that targeted vulnerable householders who met the income criteria, had no heating, Economy 7 or solid fuel heating. It provided a new energy efficient heating system and a package of insulation measures. Eligible customers were offered an energy efficient gas heating system if on the gas network or an oil system where gas was not available. A grant of £1,500 was available for the heating system upgrade/replacement.

Those householders that availed of the NISEP grant also availed of discounted installation of cavity wall insulation and/or loft insulation up to the value of £600. Each property also received up to four CFLs depending on requirements, and a shower flow regulator to assist with domestic water efficiency.

Measures Summary

Loft insulation	5
Cavity wall insulation	2
Replacement heating	69
CFLs	64
Shower flow regulator	2

AIRT 15 03 IP Positive Insulation Plus

This was a Priority individual measures scheme offering free cavity wall and/or loft insulation installations to vulnerable householders. Those householders that met the scheme eligibility criteria were provided, where required, with a package of measures including cavity wall insulation, loft insulation, hot water cylinder jacket, shower flow regulator, and four CFLs.

The maximum grant value available to eligible householders was £800. In the case that the works required at the property exceeded the grant limit of £800, the householder was given the option of either cavity wall or loft insulation.

Measures Summary

Loft insulation	390
Cavity wall insulation	73
Cylinder jackets	127

ESL 15 01 IP Thermal Comfort

This was a Priority individual measures scheme, designed to give grant assistance to insulate the cavity walls and the loft. It targeted the private rented market, owner occupier and senior citizens who met the scheme criteria.

A grant of up to £800 was available towards a package of measures which included: cavity wall insulation, loft insulation, hot water cylinder jacket and CFLs.

Overall 3,329 insulation measures (CWI/LI) were installed.

Measures Summary

Loft insulation	1,707
Cavity wall insulation	1,622
CFLs	6,497
Cylinder jackets	198

FIR 15 01 MP Home Comfort £1800 Cashback

This was a Priority whole house solution scheme that provided a package of heating, insulation and energy saving measures to private tenants and owner occupiers within the firmus energy natural gas license network area. Qualifying applicants would be deemed as “vulnerable” due to income level, have Economy 7 heating, solid fuel heating, LPG heating (15 years old) or no functional heating system installed.

A cash-back of £1,800 was available (£1,500 through NISEP and firmus energy providing a £300 contribution) towards a new natural gas heating system and up to £800 for insulation measures, for loft and/or cavity wall insulation. In addition, an electricity energy monitor and four CFLs were offered to each household.

This year, 481 households received a new energy efficient natural gas heating system in addition to insulation and other smaller measures.

Measures Summary

Loft insulation	283
Cavity wall insulation	1
Replacement heating	481
CFLs	1,600
Energy monitors	400

FIR 15 02 MP Home Comfort £1300 Cashback OIL

This was a Priority whole house solution scheme that provided a package of heating, insulation and energy saving measures to private tenants within the firmus energy natural gas license network area. Qualifying applicants were deemed as “vulnerable” due to income level, had oil fired heating systems of a minimum of 15 years old, or had an oil fired heating system broken down beyond repair.

A cash-back of £1,300 was available (£1,000 through NISEP and firmus energy providing a £300 contribution) towards a new natural gas heating system and up to £800 for insulation measures, for loft and/or cavity wall insulation, including ventilation. In addition an electricity energy monitor and four CFLs were offered.

177 tenants availed of this scheme.

Measures Summary

Loft Insulation	106
Replacement heating	177
CFLs	628
Energy monitors	157

FIR 15 03 MP Home Comfort Plus - Free Heating

This was a fully funded Priority whole-house solution scheme providing a package of measures to private tenants and owner occupiers within the firmus energy natural gas licence network area. Qualifying applicants were deemed as “vulnerable” based on income level, living in a property with oil fired heating (15 years old), Economy 7 heating, solid fuel heating, LPG heating (15 years old) or no functional heating system installed. There was no financial contribution required of the householder.

The scheme included the free installation of a new fully controlled natural gas heating system and up to £800 for insulation measures, for loft and/or cavity wall insulation. In addition, an electricity energy monitor and four low energy light bulbs were offered to each household.

firmus energy provided a £300 contribution towards each heating installation. There was no customer contribution on Home Comfort Plus.

This year’s scheme installed 120 new heating systems.

Measures Summary

Loft insulation	64
Replacement heating	120
CFLs	416
Energy monitors	104

PNI 15 01 MP Energy Saver Homes

This Priority scheme provided a whole house solution package to vulnerable customers who met the agreed criteria. The scheme targeted vulnerable householders with no heating, Economy 7 or solid fuel heating. Eligible customers were provided with an energy efficient gas heating system, if on the gas network or an oil system where gas was not available.

This scheme also offered cavity wall insulation and/or loft insulation up to the value of £800. Each property could also receive four CFLs, radiator foils, a shower flow regulator and a Climote heating control system, to allow householders to manage their heating and hot water more effectively and remotely. Referrals were generated via a range of referral partners including the Northern Investing for Health council areas, National Energy Action and the Power NI freephone number.

Measures Summary

Loft insulation	40
Cavity wall insulation	3
Replacement heating	172
CFLs	688
Cylinder jackets	52

PNI 15 02 MP Snug Plus

This Priority scheme was aimed primarily at working fuel poor households with no heating, Economy 7 or solid fuel systems. It offered the opportunity to install a highly efficient fully controlled natural gas heating system at a discount along with a free insulation upgrade.

The scheme offered a cashback of £1000 towards the cost of heating and up to £800 for cavity wall and/or loft insulation. The scheme was promoted via the Power NI website, Power NI freephone number and network of local installers.

21 households benefitted from the scheme.

Measures Summary

Loft insulation	12
Cavity wall insulation	1
Replacement heating	21
CFLs	84

PNI 15 04 MP Cosy Homes

The aim of this Priority scheme was to install energy efficient heating and insulation measures in housing association (HA) properties to raise the standard of heating systems and the thermal quality of homes in the HA stock. A grant of up to £1,000 was offered for heating and £100 towards insulation with housing associations paying the remainder. Each property received up to four CFLs, with each tenant also receiving in-home energy saving advice.

In total, seven housing associations signed up to the scheme and they were responsible for identifying suitable properties and contributing the remaining costs for the measures.

Measures Summary

Loft insulation	63
Replacement heating	485
CFLs	970

PNI 15 06 IP Free cavity wall insulation

This was a Priority scheme that provided 100% funding for cavity wall insulation for vulnerable households across Northern Ireland who met the agreed income criteria. Eligible householders were also offered four CFLs, radiator foils and shower flow regulators.

Referrals were generated through a network of referral partners including Northern Investing for Health council areas, National Energy Action, Western Health Action Zone 'Mara' project and the Power NI freephone number. The scheme was heavily promoted via the Power NI website with customers being able to register online. The scheme supported 942 households with an insulation upgrade.

Measures Summary

Cavity wall insulation	942
Low energy lights	3,768
Radiator foils	930
Shower flow regulator	942

PNI 15 08 IP Cosy Homes Insulation

This Priority scheme was developed by Power NI and Bryson Energy to encourage Housing Associations to improve the insulation levels of their housing stock. A grant of £100 towards the cost of loft or cavity wall insulation was available and a grant of £75 was available for cavity wall top-ups. Each property received two CFLs, where required, and each tenant was given energy saving advice.

All the housing associations who registered for the scheme were responsible for identifying properties suitable for the grant and contributing the remaining costs of the measures.

In total there were 520 grants issued.

Measures Summary

Loft insulation	367
Cavity wall insulation	153
CFLs	1,038

WFL 15 02 I P Warmer Homes for Golden Age

This was a Priority insulation scheme that targeted lower income owner occupiers aged 65 and over that wished to install cavity wall or loft insulation or both. The householder was eligible for a grant of up to £800 towards a package of measures to include: cavity wall insulation, loft insulation up to 300mm, draught proofing of loft hatch, hot water cylinder jacket (if required) and energy saving lightbulbs (max of four fitted if required). The cost of the cylinder jackets and light bulbs were met by the installer.

Overall 632 insulation measures were installed with 7 different installers undertaking the work.

Measures Summary

Loft insulation	491
Cavity wall insulation	141
CFLs	1,508
Cylinder jackets	157

NON-PRIORITY SCHEMES

AIRT 15 05 I NP Positive Insulation

This was a Non-Priority scheme that offered discounted cavity wall and/or loft insulation installations to Non-Priority householders. The scheme offered a cashback of £150 off cavity wall insulation and £150 cashback off loft insulation.

Measures Summary

Loft insulation	13
Cavity wall insulation	3

ENA 15 01 LNP High Bay/LED Lighting Enhancement

This was a Non-Priority scheme that offered up to twenty per cent grant for replacing the original metal halide installation with high bay/LED luminaries, resulting in the connected lighting load being reduced. Each fitting had a dimming and movement detection option. This solution has proven to greatly reduce costs as each fitting is individually controlled, improving the lighting environment and maximising savings.

27,965 measures were installed.

Measures Summary

High bay lighting	766
-------------------	-----

LEDs 27,199

ENA 15 02 LNP Fluorescent/LED Lighting Enhancement

This was a Non-Priority commercial lighting scheme that offered a grant of up to twenty per cent, replacing T12/T8 fluorescent light fittings with low energy linear compact fluorescent/T5 luminaires/LEDs plus an integrated daylight/occupancy sensor or LED tubes in industrial/commercial business premises.

2,561 measures were installed.

Measures Summary

LEDs	2,487
Fluorescent lighting	74

ENA 15 03 ONP Variable Speed Drives

This was a Non-Priority scheme and offered a thirty per cent grant for the installation of inverter technology on electric motors, saving energy, through reduced motor speed.

There were two participants, with a total of 5 VSDs installed across both projects.

Measures Summary

Variable speed drives	5
-----------------------	---

ENA 15 04 ONP Variable Speed Compressors

This was a Non-Priority scheme that offered a grant of up to twenty per cent and achieved energy savings by replacing single speed compressors with a new 'variable speed model' complete with air leak detection and repair surveys, reducing motor speed and minimising leaks.

In total 11 VSCs were installed.

Measures Summary

Variable speed compressors	11
----------------------------	----

ENA 15 05 O NP Heat Recovery on Compressed Air Systems

This was a Non-Priority scheme that offered a grant of up to fifty per cent to install heat exchangers to existing compressed air systems and by recycling the heat, reduced energy costs.

In total 2 heat exchangers were installed.

Measures Summary

Heat recovery	2
---------------	---

ENA 15 06 H NP Space & Water Heating Boiler Burner Controls

This was a Non-Priority commercial scheme which offered a grant of up to twenty per cent for retrofitting a new boiler burner control, designed to efficiently manage the use of the inefficient second-stage fire of commercial heating boilers.

Energia was of the opinion that this scheme did not progress due to the product being a new technology. All funds were returned.

ENA 15 07 O NP Compressed Air Control & Management System

This was a Non-Priority commercial scheme which offered a grant of up to thirty per cent for the installation of control and management systems for compressed air generation and vacuum installations.

Energia was of the opinion that this scheme did not progress due to the product being a relatively new technology. All funds were returned.

ENA 15 08 ONP Modular Aluminium Compressed Air Piping Replacement

This was a Non-Priority commercial scheme and involved the replacement of compressed air line pipework, fittings and joints and offered a grant of up to twenty-five per cent. Using a patented joint clamping and sealing system to replace existing pipework reduces air leaks while improving efficiency.

Measures Summary

Replacement of compressed 3
air line pipework

ENA 15 09 O NP Intelligent heating controls

This was a Non-Priority scheme that offered a twenty per cent grant for the design and installation of an intuitive heating management system, retrofitted in an existing building heated by radiators.

It provided individual control of the heating times and temperatures within each room enabling significant savings.

This was the first year of this type of scheme.

Measures Summary

Intelligent heating controls 2

ESB 15 01 L NP Energy Efficient Lighting Scheme

This Non-Priority scheme assisted customers with energy efficient lighting projects. NISEP funding was for the purchase and final commissioning of the light fitting only. Any associated installation costs were borne by the customer. A free lighting audit was offered

to businesses that ideally operated 24/7 and had high bay light fittings that needed an upgrade to a more energy efficient design. Grant support of up to twenty per cent was available.

Measures Summary

High bay	118
----------	-----

ESL 15 03 INP 150 Insulation Grant

This Non-Priority domestic scheme was designed to give grant assistance to insulate the cavity wall and the loft of a home. Home owners were offered an up-front discount on both cavity wall and loft insulation. A minimum installation value of £250 applied for either loft or cavity wall installation work to qualify for the grant. The customer received a maximum cashback of £150 on the installed costs for each type of insulation. The maximum grant available where both loft and cavity wall insulation was installed was £300.

There were 794 cashbacks provided.

Measures Summary

Loft insulation	250
Cavity wall insulation	544

PNI 15 10 ONP Variable Speed Drives

This Non-Priority commercial scheme provided customers with a grant towards a range of variable speed drive options. In total 37 grants were offered to a range of local businesses. Customers received a minimum of twenty per cent up to a maximum of £10,000 or thirty-five per cent, whichever was the lesser amount.

The scheme was promoted via the Power NI website, through local VSD installers as well as through the Power NI Key Account Managers.

Measures Summary

Variable speed drives	37
-----------------------	----

WFL 15 01 I NP Keeping You Warmer

This was a Non-Priority domestic insulation cashback scheme that targeted owner occupiers that wished to install cavity wall or loft insulation or both. The customer received a cashback of £150 for both cavity and loft insulation, a maximum of £300 per household. A minimum installation value of £250 was applied for either loft or cavity wall installation work to qualify for the grant. The scheme also provided the customer with a hot water cylinder jacket, when required, and this cost was met by the installer.

There were 103 cavity wall/loft insulation measures installed with five different installers undertaking the work.

Measures Summary

Loft insulation	9
Cavity wall insulation	94
Cylinder jacket	4

End.