

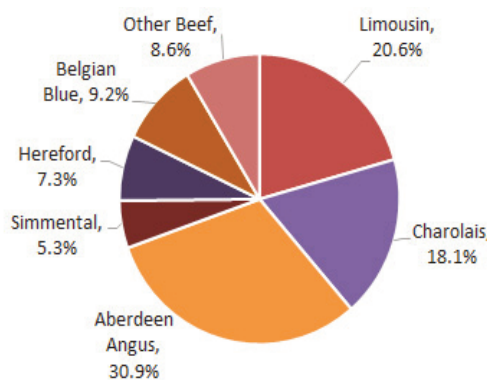
ABERDEEN ANGUS CONTINUES AS THE DOMINANT CATTLE BREED IN NORTHERN IRELAND

During April 2023 there were 46,830 beef sired calves registered on NI farms. This was an 8.1 per cent decline from April 2022 levels when 50,978 beef sired calves were registered in NI. While calf registrations during the four weeks of April 2023 are behind April 2022 levels, during 2023 to date there have been 139,048 beef calves registered on NI farms. This is an increase of 2,416 head or 1.8 per cent from the 136,632 head registered in NI during the corresponding four month period in 2022. Meanwhile, calf registrations this year are 569 head higher than the 138,479 beef calves registered in the same period in 2021.

This increase in calf registrations can be explained by more breeding females on NI farms this Spring, according to the June 2022 DAERA Agricultural census which reported a combined increase of 5,739 more cows and heifers on NI farms. Meanwhile, the origin of calves has recorded a shift from last year, with 53.5 per cent of all beef calves registered in Northern Ireland during 2023 to date from the suckler herd while the remaining 46.5 per cent were offspring of dairy dams. This compares to 58.2 per cent of beef calves being from the suckler herd and 41.8 per cent from the dairy herd during the first four months of 2022.

Sire selection used on NI farms also continues a long term shift. In recent years there has been an overall decline in the proportion of calf registrations to the major continental breeds in NI. Meanwhile the proportion of native breed beef calves registered in NI has increased. **Figure 1** outlines calf registrations in NI during April 2023.

Figure 1: Percentage proportion of beef sired calf registrations in Northern Ireland by breed during 2023 to date. Source: APHIS/DAERA.



Following Aberdeen Angus, Limousin and Charolais continue to be the second and third most commonly registered breed of beef calf in NI to date in 2023. From January to April 2023 Limousin registrations totalled 28,619 head and 25,128 Charolais calves were registered in NI. These accounted for 20.6 and 18.1 per cent of overall beef sired calf registrations respectively, back slightly from 22.5 and 18.9 per cent in the same period in 2022.

Aberdeen Angus

Aberdeen Angus (AA) cattle are favourable from a production perspective offering shorter

gestations and lower birth weights. This coupled with bonuses at point of slaughter in several of the local major processing plants have created a strong demand for these types of cattle at all stages of the beef supply chain. This demand has driven a steady increase in the number of Aberdeen Angus cattle on farms in Northern Ireland.

There were 11,815 AA calves registered during April this year bringing Aberdeen Angus calf registrations to the close of April this year to total 42,968 head. This represents 31 per cent of all beef calf registrations in the region. This was an increase from 39,617 AA registrations recorded during the corresponding period last year when they accounted for 29 per cent of all beef sired calf registrations. Moreover, 2023 figures were up by 3,589 head from 2021 when 39,379 AA calf registrations were recorded and accounted for 28.4 per cent of total calf registrations in NI during the first four months of the year.

The number of Aberdeen Angus calf registrations in NI has been steadily increasing since 2013 and Aberdeen Angus continues to be the dominant sire used across both dairy and suckler herds in NI with the proportions outlined in **Figure 2**.

During 2023 to date Aberdeen Angus was the most popular beef sire used on dairy cows, accounting for half of all beef sired registrations to dairy cows. This proportion has steadily increased over the last decade with AA accounting for 34 per cent of all beef registrations to dairy cows in the corresponding period back in 2013.

The use of Aberdeen Angus bulls in the suckler herd has also increased compared to a decade ago with 10,504 AA calves registered to suckler cows during 2023 to date. However AA registrations during the first four months of 2023 are lower compared to Spring of 2022 and 2021. The overall increase in AA calf registrations has resulted in an increase in the number of AA cattle being presented for slaughter in local plants. These high levels of Aberdeen Angus calf registrations have shaped the local prime cattle

Figure 2: The number of Aberdeen Angus calf registrations to dairy and suckler cows in Northern Ireland during January to April 2012 - 2023. Source: APHIS/DAERA.

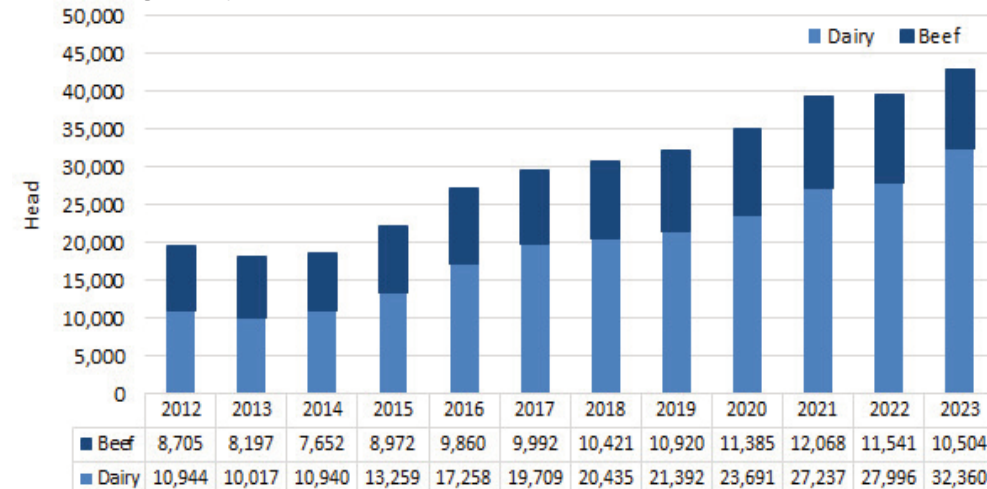
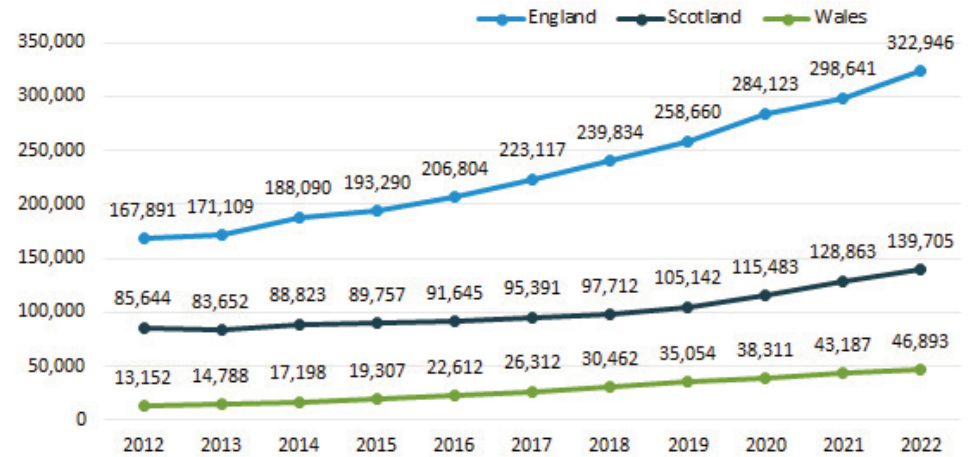


Figure 3: Aberdeen Angus (AA) and Aberdeen Angus X (AAX) calf registrations have increased in all GB regions over the last decade. Source: BCMS.



kill.

During the first four months of 2023 there have been 24,548 price reported AA steers and heifers in the prime cattle kill in Northern Ireland, equating to 28.2 per cent of the total price reported steer and heifer kill. This is an 8.3 per cent increase from the 22,672 head killed in the same period in 2022. The level of AA steers and heifers in the 2023 slaughter mix equates to a 28.8 per cent increase from the 19,055 head recorded during the relative period in 2021, which was also up 3,617 head, or 19 per cent from the same period in 2022 when there was 22,672 AA steers and heifers slaughtered in NI from January to April. This is a notable shift in a three year period and reflects how NI beef producers are shaping the production base to supply cattle that are in high demand.

Great Britain

The uptake in the use of Aberdeen Angus genetics on the breeding herd has also been significant across GB in recent years outlined in **Figure 3**. According to the most recent data available from the British Cattle Movement Service (BCMS) in England during 2012, 167,891 AA and AAX calves were registered which has increased to 322,946 head during 2022. An increase of 155,055 head

or 92.4 per cent over the ten year period. In Scotland all AA bred calf registrations totalled 85,644 head in 2012 and increased to 139,705 head during 2022. Equating to an increase of 54,061 head or 63 per cent over the period. Wales recorded the largest proportionate increase in AA calf registrations of all the GB regions with an increase of 33,741 head or over 256 per cent from 2012 levels to total 46,893 head last year.

Bonus Scheme Insight

Aberdeen Angus bonus schemes add value and consistency to our beef industry, in addition to producing good eating quality beef. The rigorous yet extremely simple verification process involving sire identity verification before registration, followed by DNA sampling in the processing plant lairage, adds value through improved supply chain transparency. Meanwhile monitoring and reporting antibiotic usage per kilo of beef produced, the requirement for the animal to be grass fed for a given period and encouraging use of high genetic merit bulls are driving sustainability advances at farm level, with one NI processor offering semen from high EBV profile bulls.

Use of earlier maturing breeds provides producers with an opportunity to achieve a premium price per kilo of beef produced. Farmers can achieve regular bonuses over £100 per head by supplying verified Aberdeen Angus cattle. However, this system does not suit everyone. Traditional breeds of cattle such as the AA tend to finish at lower carcass weights and ages than continental bred cattle, and therefore the overall value of the finished animal may not necessarily be any higher at point of slaughter despite the bonuses available.

Grassland management is vital when finishing these animals as meal costs can quickly deplete the bonus margin. Producers should consult with the procurement staff of individual processing plants before changing their production systems to ensure there is an outlet for the cattle they are finishing, and ensure the AA animals they are finishing comply with the bonus specification.

FQAS Helpline

If you have had a recent inspection and need help and advice to rectify any non-conformances. Contact the FQAS helpline: 028 9263 3024

Answerphone Service

Factory base quotes & mart results Updated 5pm Daily Tel: 028 9263 3011

Text Service

Free weekly base quotes sent to your mobile phone Email: bulletin@lmnci.com Tel: 028 9263 3000

WEEKLY BEEF & LAMB MARKETS

CATTLE TRADE

NI FACTORY BASE QUOTES FOR CATTLE

(P/KG DW)	This Week 22/05/23	Next Week 29/05/23
Prime		
U-3	460 - 476p	460 - 476p
R-3	454 - 470p	454 - 470p
O+3	448 - 464p	448 - 464p
P+3	392 - 408p	392 - 408p
Including bonus where applicable		
Cows		
O+3	370 - 382p	370 - 382p

Cow quotes vary depending on weight and grade. Pricing policies vary from plant to plant. Producers are advised to check pricing policies before presenting cattle for slaughter.

REPORTED NI CATTLE PRICES - P/KG

W/E 20/05/23	Steers	Heifers	Young Bulls
U3	499.8	501.0	490.2
R3	494.0	496.5	482.5
O+3	487.2	489.6	471.3

*Prices exclude AA, HER and Organic cattle

REPORTED COW PRICES NI - P/KG

W/E 20/05/23	Weight Bands			
	<220kg	220-250kg	250-280kg	>280kg
P1	287.6	301.5	317.3	326.9
P2	314.0	337.3	357.0	374.8
P3	318.7	355.8	370.3	382.9
O3	-	366.9	385.5	397.3
O4	321.7	-	374.0	401.8
R3	-	-	-	416.8

SHEEP TRADE

NI SHEEP BASE QUOTES

(P/Kg DW)	This Week 22/05/23	Next Week 29/05/23
R3 Hoggets up to 22kg	600 - 620p	600p
R3 Spring Lambs up to 21kg	650 - 660p	650 - 660p

REPORTED SHEEP PRICES

(P/KG)	W/E 06/05/23	W/E 13/05/23	W/E 20/05/23
NI L/W Hoggets	553.4	549.9	566.8
NI L/W Spring Lambs	635.4	627.9	615.6
NI D/W Hoggets	626.8	642.9	639.5
NI D/W Spring Lambs	648.8	659.4	660.2
GB D/W Hoggets	669.3	671.5	668.7
GB D/W Spring Lambs	720.5	728.5	742.9
ROI D/W	646.4	652.9	650.9

Deadweight Cattle Trade

Base quotes from the major NI plants this week for in spec U-3 grade prime cattle came back to 460-476p/kg with the majority of plants quoting 460-470p/kg for early next week. The cow trade remained steady across the plants this week at 370-382p/kg for good quality O+3 grade cows with similar quotes expected for early next week.

Imports of prime cattle from ROI for direct slaughter in NI last week totalled 410 head, a notable increase of 140 head from the previous week and accounting for six per cent of the total NI prime cattle kill. The number of cows imported from ROI for direct slaughter in NI plants totalled 120 head, an increase of 17 head from the previous week. Meanwhile exports from NI for direct slaughter in ROI plants last week consisted of two prime cattle, 37 cows and one bull. No cattle were exported from NI for direct slaughter in GB last week.

Supplies of prime cattle continue to remain tight with 6,889 prime cattle killed locally last week, which was a decline of 754 head from the previous week. Throughput for the last six weeks has totalled 43,038 head, a 4.3 per cent decline on the 44,977 prime cattle killed in the same period last year. Cow throughput last week remained at similar levels to previous weeks with 1,993 cows killed locally last week. This takes cow throughput for the last six weeks to 11,960 head, a 2.2 per cent reduction on the 12,231 cows killed in the same six week period in 2022.

There has been some pressure on the deadweight trade for prime cattle in recent weeks. Last week in NI the average steer price increased by half a penny to 485.5p/kg last week while the R3 steer price increased by 0.2p/kg to 495.6p/kg. The heifer trade varied across the grades with the average heifer price remaining steady at 486.7p/kg and the R3 heifer price up by 0.7p/kg to 496.8p/kg. Meanwhile the cow trade in NI came under pressure from the previous week with all reported grades recording a decrease. The O3 cow price decreased by 2.3p/kg to 396.2p/kg while the O4 cow price decreased by 1.8p/kg to 401.1p/kg.

The deadweight trade for prime cattle in GB stabilised from the previous week with the average R3 steer price increasing by 1.8p/kg to 501.5p/kg last week with the average R3 heifer price increasing by almost a penny to 499.9p/kg. The differential in paid prices between NI and GB last week for an R3 grading steer was 5.9p/kg while the differential between the regions for an R3 grading heifer was 3.1p/kg. Deadweight prices for cows improved in GB with the average cow price increasing by a notable 5.4p/kg to 389.4p/kg last week and the O3 cow price recording an increase of 4.2p/kg to 416.3p/kg.

The majority of price reported prime cattle grades recorded declines in the deadweight cattle trade last week compared to the previous week. The R3 steer price in ROI last week was the equivalent of 458.1p/kg, back by 2.8p/kg from the previous week. Meanwhile the R3 heifer price in ROI last week decreased by 3.3p/kg to 460.9p/kg. The cow trade in ROI was also back last week with the O3 cow price back 5.1p/kg to 386.9p/kg.

Deadweight Sheep Trade

Base quotes from the plants for R3 grading lambs ended this week ranging from 650-660p/kg up to 21kg across the plants with hogget quotes of 600-610p/kg. Hogget and lamb slaughterings in local plants totalled 8,666 head last week, an increase of 1,532 head from the previous week. Exports of lambs and hoggets to ROI for direct slaughter remained subdued last week totalling 2,487 head. During the same week last year 3,476 head were exported to ROI for direct slaughter. The deadweight lamb price in NI last week increased by 0.8p/kg from the previous week to 660.2p/kg. In ROI last week the average deadweight lamb price was down 2p/kg from the previous week to the equivalent of 650.9p/kg.

Liveweight Sheep Trade

Good numbers of sheep continued to pass through the marts this week with a slightly softer liveweight trade reported from last week. In Swatragh last Saturday 431 lambs sold from 548-641p/kg compared to 180 lambs the previous week selling from 544-617p/kg. In Kilrea on Monday 400 lambs sold from 600-667p/kg compared to 280 lambs last week selling from 620-649p/kg. In Saintfield this week 555 lambs sold from 595-638p/kg compared to 390 lambs last week selling from 600-650p/kg. On Wednesday in Ballymena a good entry of 1,010 fat lambs sold to an average of 620p/kg compared to last week when 907 lambs sold to an average of 639p/kg. Top prices for cull ewes ranged from £172-£230 across the marts with a top reported price of £236 in Swatragh.

LAST WEEK'S DEADWEIGHT CATTLE PRICES (UK / ROI)

W/E 20/05/23	Northern Ireland	Rep of Ireland	Scotland	Northern England	Midlands & Wales	Southern England	GB
Steers	U3	500.3	469.4	515.0	506.2	506.8	506.6
	R3	495.6	458.1	511.3	500.3	499.8	497.5
	R4	492.6	462.1	510.7	505.5	493.7	494.4
	O3	481.3	448.8	496.5	481.4	479.9	476.9
	AVG	485.5	-	508.1	494.4	487.9	486.5
Heifers	U3	500.9	474.0	514.8	505.3	511.8	508.8
	R3	496.8	460.9	505.1	499.1	501.5	495.9
	R4	492.8	464.3	509.3	502.9	498.2	496.5
	O3	483.6	453.1	490.0	479.0	471.7	473.6
	AVG	486.7	-	506.6	492.4	487.9	479.8
Young Bulls	U3	489.6	457.4	507.4	501.6	499.5	497.8
	R3	480.5	447.6	501.9	494.5	492.3	494.5
	O3	466.5	427.6	481.5	465.7	456.8	440.0
	AVG	472.5	-	499.2	485.7	475.7	485.3
Prime Cattle Price Reported		5,638	-	5,587	7,004	7,758	5,367
Cows	O3	396.2	386.9	422.1	412.9	418.4	414.0
	O4	401.1	387.1	421.8	413.0	416.7	412.4
	P2	359.2	351.5	379.8	372.5	371.9	370.8
	P3	379.4	373.8	390.4	396.7	393.6	390.9
	AVG	367.4	-	418.0	390.6	385.5	380.0

Notes: (i) Prices are p/kg Sterling-ROI prices converted at 1 euro=86.90p Stg
(ii) Shading indicates a lower price than the previous week.
(iii) AVG is the average of all grades in the category, not just those listed

LATEST LIVELWEIGHT CATTLE MART PRICES NI

W/E 20/05/23	1st QUALITY			2nd QUALITY		
	From	To	Avg	From	To	Avg
Finished Cattle (p/kg)						
Steers	290	327	300	220	289	255
Friesians	227	254	241	212	226	220
Heifers	285	327	296	230	284	257
Beef Cows	250	329	260	200	249	225
Dairy Cows	158	206	179	93	157	122
Store Cattle (p/kg)						
Bullocks up to 400kg	300	378	335	200	299	250
Bullocks 400kg - 500kg	270	372	290	200	269	225
Bullocks over 500kg	280	323	296	200	279	235
Heifers up to 450kg	280	353	310	185	279	230
Heifers over 450kg	260	336	285	180	259	215
Dropped Calves (£/head)						
Continental Bulls	440	690	500	300	435	370
Continental Heifers	400	545	450	250	395	315
Friesian Bulls	160	285	205	10	155	100
Holstein Bulls	120	200	170	2	110	50

LATEST SHEEP MARTS (P/KG LW)

From: 20/05/23		Lambs			
To: 25/05/23		No	From	To	Avg
Saturday	Swatragh	431	548	641	-
	Omagh	54	559	636	-
Monday	Kilrea	400	600	667	-
	Markethill	570	610	655	-
Tuesday	Saintfield	555	595	638	-
	Rathfriland	300	595	620	605
Wednesday	Ballymena	1010	610	676	620
	Enniskillen	280	570	608	-
	Armoyle	146	650	692	-

Information supplied by LMC / DAERA/ AHDB/ DAFM

LMC does not guarantee the accuracy or completeness of any third party information provided in or included with this publication. LMC hereby disclaims any responsibility for error, omission or inaccuracy in the information, misinterpretation or any other loss, disappointment, negligence or damage caused by reliance on third party information. Not for further publication or distribution without prior permission from LMC

Contact us

T: 028 9263 3000
E: bulletin@lmcni.com
W: www.lmcni.com

