

2022

# Statutory Consultations Annual Performance Report 2021/22

This is the third annual performance report highlighting the performance of statutory consultees in the planning process. This report provides details of the volume of statutory consultation that has taken place during 2021/22 with comparative information for earlier years. The figures contained in this report are extracted from the NI Planning Portal, are management information, and should not be treated or considered as official statistics.

**\*\*\*THE INFORMATION IN THIS REPORT IS NOT CONSIDERED OFFICIAL STATISTICS AND SHOULD NOT BE QUOTED AS SUCH\*\*\***



## Contents

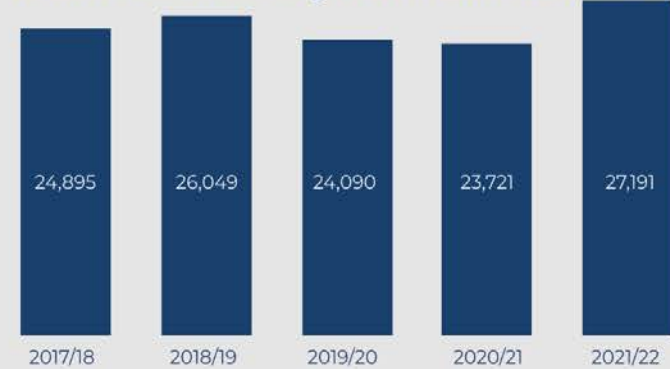
Summary infographic .....	3
Introduction.....	4
Statutory consultations .....	4
Planning Applications Received.....	5
Statutory consultations response times.....	6
2021/22 in more detail – statutory consultee analysis.....	11
User guidance .....	16

# Planning Statutory Consultations 2021/22

**Statutory consultations**, for the purposes of this report, are 'Standard' and 'EIA Standard' consultations marked as 'Statutory' for application types 'full', 'outline' and 'reserved matters' on the NI Planning Portal

## Statutory consultations raised

### Number of statutory consultations raised



**27,191**

statutory consultations were raised in 2021/22. Of these:



**25,825**  
**(95%)**

were on local applications



**1,364**  
**(5%)**

were on major applications



**2**  
**(0%)**

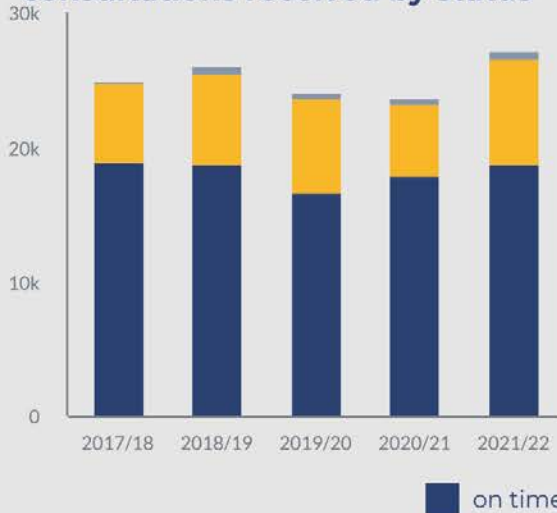
were on regional applications

## Statutory consultations response times

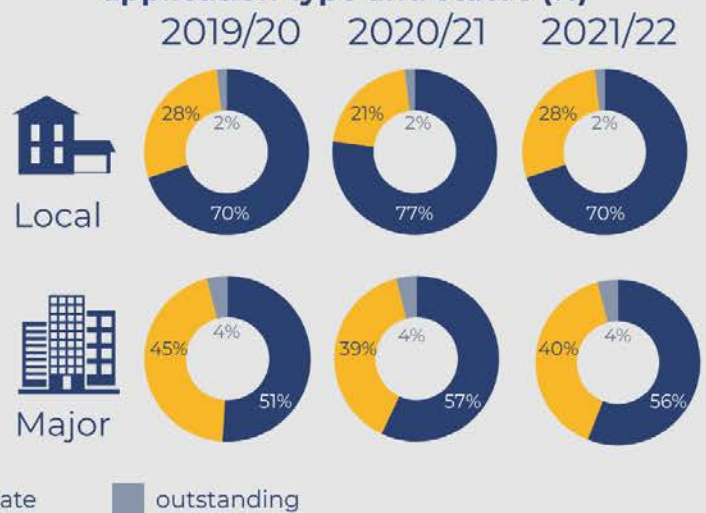


**69%** of statutory consultations in 2021/22 were responded to on time (i.e. within the 21-day response target or the extended target)

### Number of responses to statutory consultations received by status

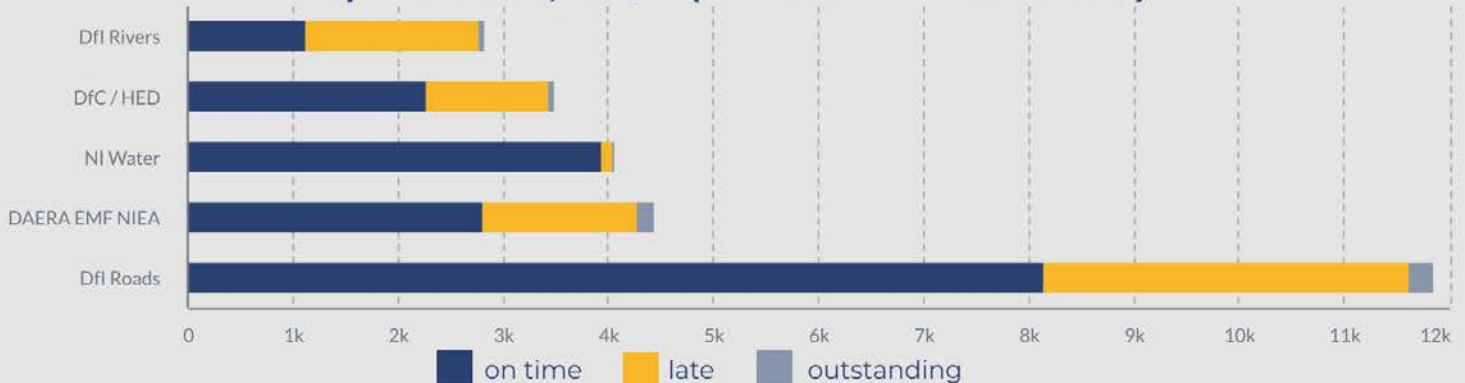


### Responses to statutory consultations received by application type and status (%)



## Statutory consultees

### Number of responses to statutory consultations received by statutory consultee and response status, 2021/22 (5 most common consultees)



The information in this report is not considered official statistics and should not be quoted as such

# Statutory Consultations Annual Performance Report – 2021/22

## Introduction

This is the third annual performance report highlighting the performance of statutory consultees in the planning process. This report provides details of the volume of statutory consultation that has taken place during 2021/22 with comparative data from earlier years. **The figures contained in this report are extracted from the NI Planning Portal, are management information, and should not be treated as official statistics.**

## Statutory consultations

During 2021/22 (1 April 2021 to 31 March 2022) there were 44,339 consultations/advice queries raised. Of these, three-quarters (33,276; 75%) were sent to key statutory consultees<sup>1</sup>. Of these 33,276 consultations/advice queries raised, four-fifths (27,191; 82%) were deemed to be statutory consultations<sup>2</sup>.

The number of statutory consultations raised during 2021/22 (27,191) was up by 15% over the year from 2020/21 (23,721) and represents the **highest level of statutory consultation in the last five years**.

Table 1 below shows the number of statutory consultations sent to key statutory consultees annually from 2017/18. During the last five years the level of statutory consultation was greatest in the most recent year (2021/22) with 27,191 sent to key statutory consultees. In 2019/20 and 2020/21 the level was lower when compared with 2018/19. It is likely that some of the decrease in late 2019/20 and continuing into early 2020/21 related to the reduction in the number of planning applications received over the same period, as a consequence of the coronavirus (COVID-19) pandemic. See Table 1 and Chart 1 for further information.

Table 1: *Number of statutory consultations raised by planning application type*

Year	Local	Major	Regional	Total
2017/18	23,368	1,506	21	24,895
2018/19	24,570	1,477	2	26,049
2019/20	22,603	1,479	8	24,090
2020/21	22,402	1,308	11	23,721
2021/22	25,825	1,364	2	27,191

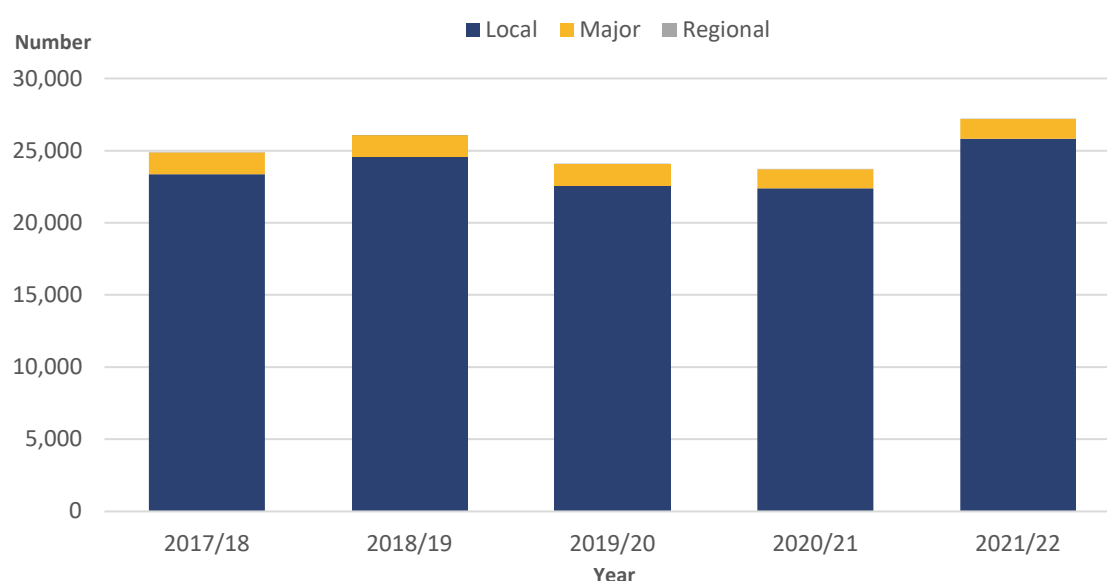
*Note: figures reported represent 'Standard' and 'EIA Standard' consultations marked as 'Statutory' for application types 'full', 'outline' and 'reserved matters' for the statutory consultees listed in [User Guidance](#) section.*

Ninety-five percent of statutory consultations raised in 2021/22 related to local planning applications. This was up by one percent when compared with the last four years.

<sup>1</sup> See [User Guidance](#) for a list of key statutory consultees.

<sup>2</sup> A statutory consultation for the purpose of this report is considered as a 'Standard' or 'EIA Standard' consultation marked as 'Statutory' for application types 'full', 'outline' and 'reserved matters' for the statutory consultees listed in the [User Guidance](#) section.

Chart 1: *Number of statutory consultations raised by planning application type*



### Planning Applications Received

The number of planning applications received between 2017/18 and 2021/22 by the twelve planning authorities remained relatively stable, with 99% of all planning applications received being local applications. In the most recent year there has been a 6% increase in the number of planning applications received, with 13,600 applications received, the highest annual number since 2011/12 (13,680).

Table 2: *Number of planning applications received by planning application type*

Year	Local	Major	Regional	Total
2017/18	12,770	161	2	12,933
2018/19	12,404	137	0	12,541
2019/20	12,058	149	0	12,207
2020/21	12,709	123	1	12,833
2021/22	13,454	145	1	13,600

Source: DfI Northern Ireland Planning Statistics

The ratio of all planning applications received against all statutory consultations issued is 1 to 2. Focussing on major and regionally significant, the ratio is 1 to 10<sup>3</sup>. See Table 3 below for more detail.

<sup>3</sup> Ratio for based on count of the five years data reported.

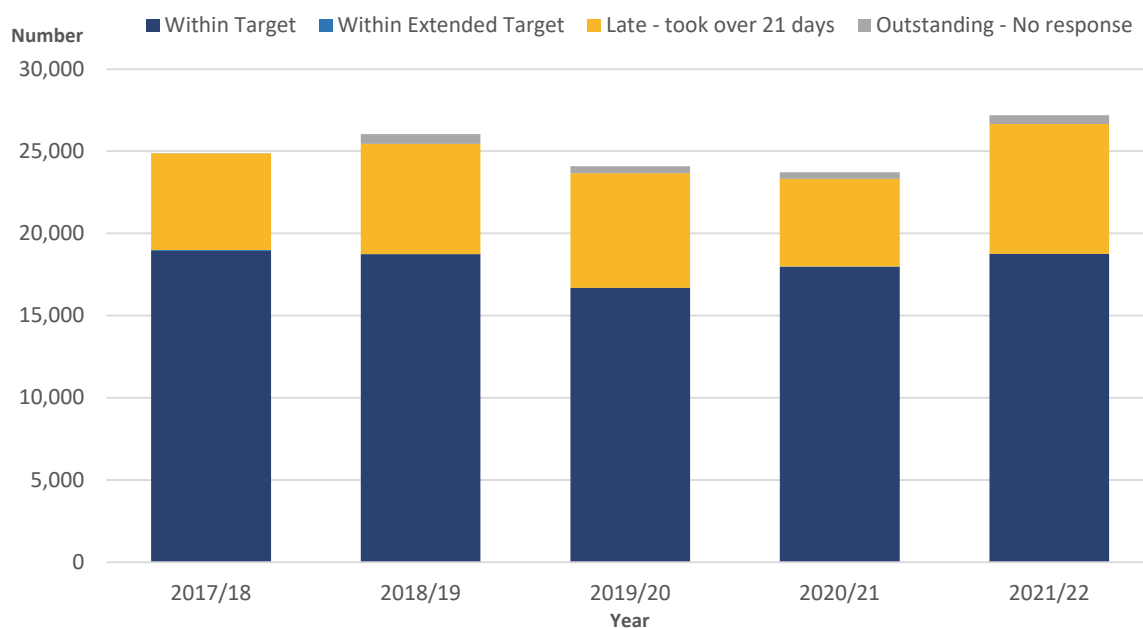
Table 3: *Ratio of planning applications received against statutory consultations raised<sup>4</sup> within each financial year by planning application type*

Year	Local	Major/Regionally Significant	Combined Overall Ratio
2017/18	2	9	2
2018/19	2	11	2
2019/20	2	10	2
2020/21	2	11	2
2021/22	2	9	2

### Statutory consultations response times

During 2021/22 the proportion of statutory consultations responded to on-time<sup>5</sup> was 69%; a decline from the 76% reported for the previous year. It is important to note that the number of statutory consultations received in 2021/22 is the highest number received in any year since reporting began. See Table 1, Charts 2 & 3.

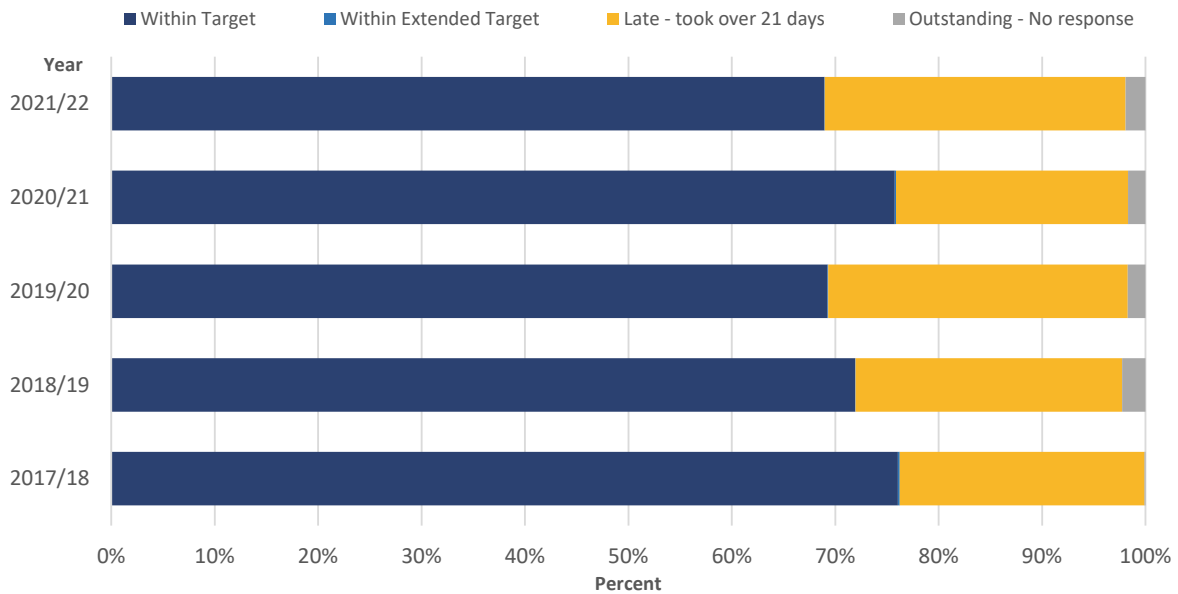
Chart 2: *Number of responses to statutory consultations received by response status*



<sup>4</sup> Some consultations within each financial year will relate to planning applications that have been received in an earlier financial year. Although the counts of planning applications received and statutory consultations raised within a given period are not directly related it provides an indicative picture of the level of statutory consultation taking place on planning applications.

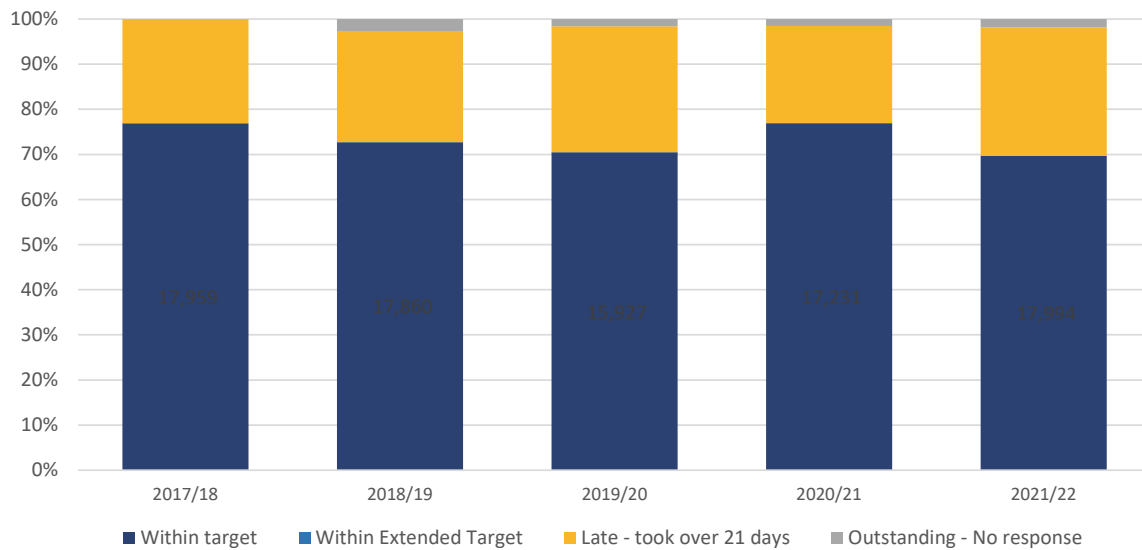
<sup>5</sup> Includes those responded to within the 21-day target and the extended target, where applicable.

Chart 3: Responses to statutory consultations received by response status (proportions)



For consultations related to local planning applications the on-time response rate in 2021/22 was 70%, a decrease over the year from the 77% reported for 2020/21.

Chart 4a: Responses to statutory consultations received for local planning applications by response status (proportions)



For the consultations related to major planning applications (including regionally significant) nearly three-fifths (56%) were responded to on-time over the same period, this was down slightly over the year from the 57% reported in 2020/21. See charts 4a, 4b and 4c.

Chart 4b: Responses to statutory consultations received for major planning applications by response status (proportions)

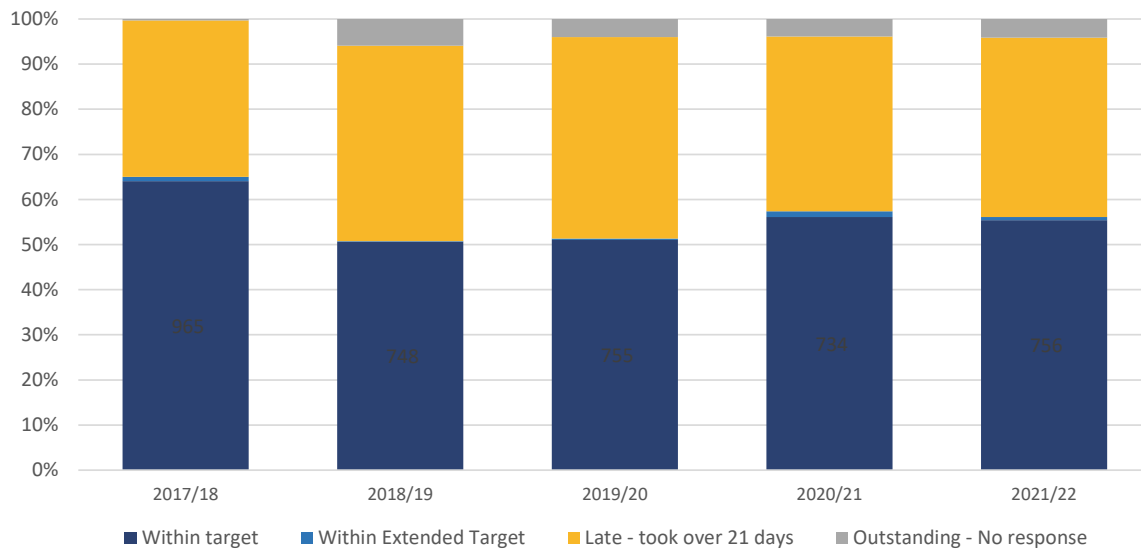
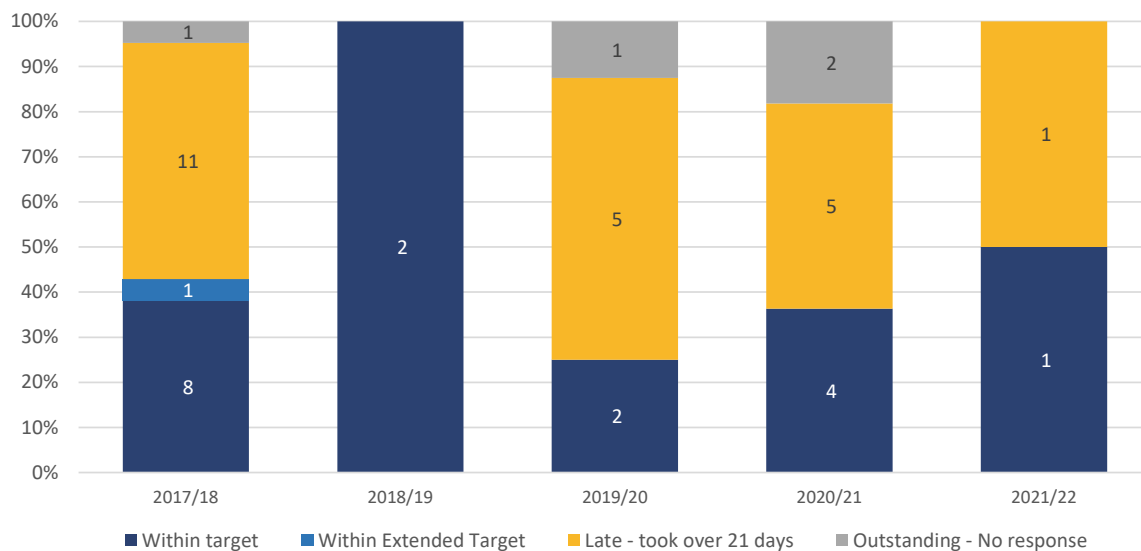


Chart 4c: Responses to statutory consultations received for regionally significant planning applications by response status (proportions)



Note: due to the small numbers of responses to statutory consultations on regionally significant ('regional') applications, associated proportions reported in the above chart should be treated with caution; the numbers of such responses have been included as data labels, where relevant.



Tables 4 (a-c) below provides an annual breakdown for 2021/22 by statutory consultee and planning application type. For each statutory consultee the tables 4(a-c) report the number of statutory consultations received for regionally significant, major and local planning applications respectively and the percentage responded to on-time alongside response status counts.

***Table 4a: Statutory consultation on regionally significant planning applications 2021/22***

Statutory Consultee	Within Target	Within Extended Target	Late - took over 21 days	Outstanding No response	Total	% on-time
DfI Roads	0	0	1	0	1	0%
DfE/GSNI	1	0	0	0	1	100%
<b>Total</b>	<b>1</b>	<b>0</b>	<b>1</b>	<b>0</b>	<b>2</b>	<b>50%</b>

***Table 4b: Statutory consultation on major planning applications 2021/22***

Statutory Consultee	Within Target	Within Extended Target	Late - took over 21 days	Outstanding No response	Total	% on-time
DfI Roads	248	7	163	21	439	58%
DAERA EMF NIEA	113	0	173	15	301	38%
DfI Rivers	96	1	131	12	240	40%
NI Water	146	0	19	4	169	86%
DfC/HED	107	1	49	3	160	68%
NIHE	12	0	5	0	17	71%
HSENI	12	0	1	0	13	92%
Belfast City Airport	12	0	0	0	12	100%
DfE/GSNI	7	0	2	1	10	70%
Belfast International Airport	3	0	0	0	3	100%
<b>Total</b>	<b>756</b>	<b>9</b>	<b>543</b>	<b>56</b>	<b>1,364</b>	<b>56%</b>

***Table 4c: Statutory consultation on local planning applications 2021/22***

Statutory Consultee	Within Target	Within Extended Target	Late - took over 21 days	Outstanding No response	Total	% on-time
DfI Roads	7888	1	3319	214	11422	69%
DAERA EMF NIEA	2697	0	1302	140	4139	65%
NI Water	3794	0	94	5	3893	97%
DfC/HED	2166	0	1107	67	3340	65%
DfI Rivers	1040	0	1514	44	2598	40%
Belfast International Airport	135	0	2	0	137	99%
HSENI	96	0	13	3	112	86%
DfE/GSNI	77	0	1	1	79	97%
Belfast City Airport	70	0	0	0	70	100%
NIHE	21	0	4	0	25	84%
City of Derry Airport	10	0	0	0	10	100%
<b>Total</b>	<b>17,994</b>	<b>1</b>	<b>7,356</b>	<b>474</b>	<b>25,825</b>	<b>70%</b>

Tables 4 (d-f) below provides an annual breakdown for 2021/22 on consultations issued (by application type) from each planning authority to the statutory consultee and reports both the consultation percentage returned on-time back to the planning authority and response status counts.

***Table 4d: Planning Authority statutory consultations issued on regionally significant planning applications 2021/22***

Planning Authority	Within Target	Within Extended Target	Late - took over 21 days	Outstanding No response	Total	% on-time
LA12 – DFI Strategic Planning Division	1	0	1	0	2	50%
<b>Total</b>	<b>1</b>	<b>0</b>	<b>1</b>	<b>0</b>	<b>2</b>	<b>50%</b>

***Table 4e: Planning Authority statutory consultations issued on major planning applications 2021/22***

Planning Authority	Within Target	Within Extended Target	Late - took over 21 days	Outstanding No response	Total	% on-time
LA01 - Causeway Coast and Glens	81	-	28	4	113	72%
LA02 - Mid and East Antrim	66	1	48	4	119	56%
LA03 - Antrim and Newtownabbey	65	-	36	-	101	64%
LA04 - Belfast	176	-	87	15	278	63%
LA05 - Lisburn and Castlereagh	35	-	32	2	69	51%
LA06 - Ards and North Down	39	-	57	10	106	37%
LA07 - Newry, Mourne and Down	53	1	57	8	119	45%
LA08 - Armagh, Banbridge and Craigavon	63	-	80	2	145	43%
LA09 - Mid Ulster	36	-	38	4	78	46%
LA10 - Fermanagh and Omagh	20	-	19	2	41	49%
LA11 - Derry and Strabane	108	7	54	5	174	66%
LA12 - DFI Strategic Planning Division	14	-	7	-	21	67%
<b>Total</b>	<b>756</b>	<b>9</b>	<b>543</b>	<b>56</b>	<b>1,364</b>	<b>56%</b>

***Table 4f: Planning Authority statutory consultations issued on local planning applications 2021/22***

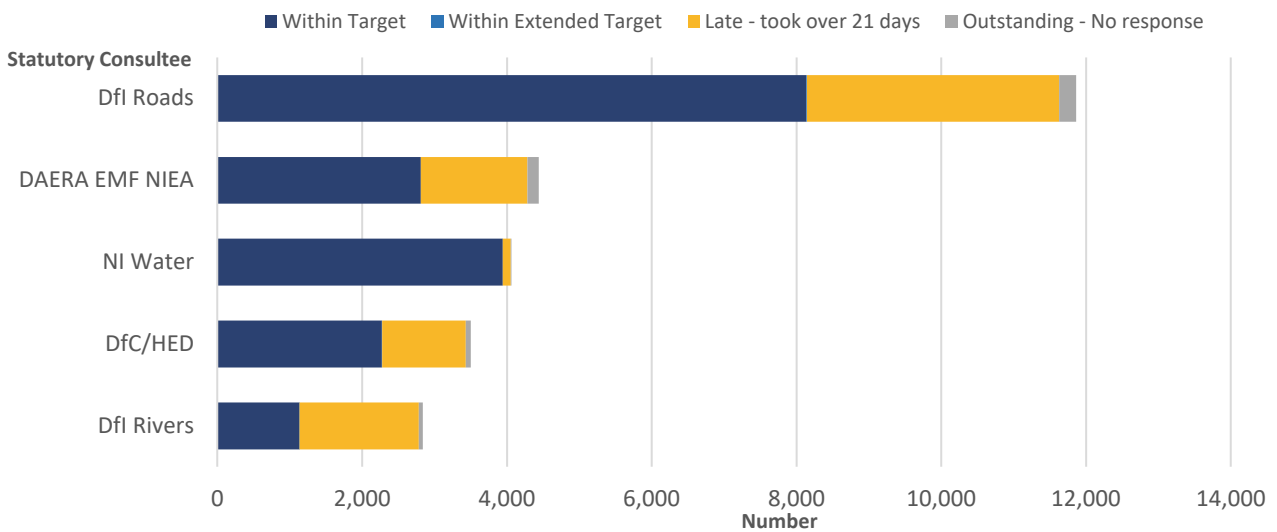
Planning Authority	Within Target	Within Extended Target	Late - took over 21 days	Outstanding No response	Total	% on-time
LA01 - Causeway Coast and Glens	3,093	-	562	36	3,691	84%
LA02 - Mid and East Antrim	916	-	278	19	1,213	76%
LA03 - Antrim and Newtownabbey	1,343	-	332	9	1,684	80%
LA04 - Belfast	1,083	-	282	31	1,396	78%
LA05 - Lisburn and Castlereagh	1,591	-	1,001	129	2,721	58%
LA06 - Ards and North Down	1,180	-	623	39	1,842	64%
LA07 - Newry, Mourne and Down	2,548	-	1,577	42	4,167	61%
LA08 - Armagh, Banbridge and Craigavon	2,358	-	1,193	40	3,591	66%
LA09 - Mid Ulster	1,284	-	549	50	1,883	68%
LA10 - Fermanagh and Omagh	1,148	-	550	49	1,747	66%
LA11 - Derry and Strabane	1,442	1	401	30	1,874	77%
LA12 - DFI Strategic Planning Division	8	-	8	-	16	50%
<b>Total</b>	<b>17,994</b>	<b>1</b>	<b>7,356</b>	<b>474</b>	<b>25,825</b>	<b>70%</b>

## 2021/22 in more detail – statutory consultee analysis

Statutory consultations received by statutory consultees for the last five years are presented in Table 1 above<sup>6</sup>. During 2021/22 there were 27,191 statutory consultations received by statutory consultees, up by nearly 15% on the year before (23,721).

Of the 27,191 statutory consultations received in 2021/22, DfI Roads received 44%, DAERA EMF NIEA 16%, NI Water 15%, DfC / HED 13% and DfI Rivers 10%; together these five consultees accounted for over 98% of the statutory consultations received during the year (Chart 6).<sup>7</sup> This is similar to the position recorded in previous years.

Chart 6: *Number of responses to statutory consultations received by statutory consultee and response status, 2021/22 (5 most common consultees)*



During 2021/22 across all statutory consultees the proportion of responses received on-time<sup>8</sup> ranged from 40 - 100% (compared to a range of 64 - 100% the previous year). In all, 69% of statutory consultation were responded on-time during 2021/22; down from the 76% reported for 2020/21.

Table 5 below reports the percentage of statutory consultations received that were responded to on-time by statutory consultees over the last four years.

<sup>6</sup> Note: the number of statutory consultations raised by planning authorities in a given period will equal the number of statutory consultations received by statutory consultees in the same period. In effect, these terms are interchangeable.

<sup>7</sup> See [User guidance](#) for a full list of key statutory consultees.

<sup>8</sup> Includes those responded to within the 21-day target and the extended target, where applicable.

*Table 5: Proportion of responses on-time<sup>9</sup> 2017/18 to 2021/22*

<b>Statutory Consultee</b>	<b>2017/18 % on-time</b>	<b>2018/19 % on-time</b>	<b>2019/20 % on-time</b>	<b>2020/21 % on-time</b>	<b>2021/22 % on-time</b>
DfI Roads	70%	76%	72%	77%	69%
DAERA EMF NIEA	87%	72%	70%	68%	63%
NI Water	87%	79%	85%	88%	97%
DfC /HED	78%	74%	72%	76%	65%
DfI Rivers	65%	30%	30%	64%	40%
HSENI	68%	69%	60%	70%	86%
DfE / GSNI	73%	79%	81%	88%	94%
NIHE	93%	63%	59%	84%	79%
Belfast International Airport	83%	60%	77%	79%	99%
Belfast City Airport	96%	100%	99%	100%	100%
City of Derry Airport	86%	73%	93%	94%	100%
<b>Overall Total</b>	<b>76%</b>	<b>71%</b>	<b>69%</b>	<b>76%</b>	<b>69%</b>

Over the last year statutory consultees have recorded mixed performance over the year with some improving over the year. A fuller breakdown of individual statutory consultee responses and proportion returned on-time over the past five years (2017/18 – 2021/22) has been presented in Table 6 below.

<sup>9</sup> Includes those responded to within the 21-day target and the extended target, where applicable.

*Table 6: Number of responses to statutory consultations received by statutory consultee, 2017/18 – 2021/22*

Statutory Consultee	Year	On-time <sup>10</sup>	Total	% on-time
DfI Roads	2017/18	8,248	11,724	70%
	2018/19	9,067	11,880	76%
	2019/20	7,952	11,063	72%
	2020/21	8,442	10,907	77%
	2021/22	8,144	11,862	69%
DAERA EMF NIEA	2017/18	3,935	4,504	87%
	2018/19	3,541	4,911	72%
	2019/20	2,984	4,279	70%
	2020/21	2,563	3,795	68%
	2021/22	2,810	4,440	63%
NI Water	2017/18	3,021	3,487	87%
	2018/19	2,648	3,340	79%
	2019/20	2,651	3,118	85%
	2020/21	2,967	3,388	88%
	2021/22	3,940	4,062	97%
DfC /HED	2017/18	2,226	2,866	78%
	2018/19	2,426	3,269	74%
	2019/20	2,089	2,912	72%
	2020/21	2,223	2,925	76%
	2021/22	2,274	3,500	65%
DfI Rivers	2017/18	1,295	1,981	65%
	2018/19	681	2,291	30%
	2019/20	696	2,300	30%
	2020/21	1,460	2,293	64%
	2021/22	1,137	2,838	40%
HSENI	2017/18	72	106	68%
	2018/19	61	89	69%
	2019/20	55	92	60%
	2020/21	78	111	70%
	2021/22	108	125	86%
DfE / GSNI	2017/18	68	93	73%
	2018/19	81	103	79%
	2019/20	87	107	81%
	2020/21	71	81	88%
	2021/22	85	90	94%
NIHE	2017/18	13	14	93%
	2018/19	20	32	63%
	2019/20	16	27	59%
	2020/21	26	31	84%
	2021/22	33	42	79%
Belfast International Airport	2017/18	74	89	83%
	2018/19	55	92	60%
	2019/20	82	107	77%
	2020/21	81	102	79%
	2021/22	138	140	99%
Belfast City Airport	2017/18	23	24	96%
	2018/19	31	31	100%
	2019/20	69	70	99%
	2020/21	72	72	100%
	2021/22	82	82	100%
City of Derry Airport	2017/18	6	7	86%
	2018/19	8	11	73%
	2019/20	14	15	93%
	2020/21	15	16	94%
	2021/22	10	10	100%
<b>Overall Totals</b>	<b>2017/18</b>	<b>18,981</b>	<b>24,895</b>	<b>76%</b>
	<b>2018/19</b>	<b>18,619</b>	<b>26,049</b>	<b>71%</b>
	<b>2019/20</b>	<b>16,695</b>	<b>24,090</b>	<b>69%</b>
	<b>2020/21</b>	<b>17,998</b>	<b>23,721</b>	<b>76%</b>
	<b>2021/22</b>	<b>18,761</b>	<b>27,191</b>	<b>69%</b>

<sup>10</sup> Includes those responded to within the 21-day target and the extended target, where applicable.

Table 7 below gives a quarterly breakdown by statutory consultee for 2021/22.

*Table 7: Number of responses to statutory consultations received by statutory consultee, 2021/22 Q1-Q4*

Statutory Consultee	Year	On-time <sup>11</sup>	Total	% on-time
DfI Roads	Apr-Jun	2,282	3,265	70%
	Jul-Sep	1,931	3,086	63%
	Oct-Dec	1,846	2,803	66%
	Jan-Mar	2,085	2,708	77%
	2021/22	8,144	11,862	69%
DAERA EMF NIEA	Apr-Jun	910	1,203	76%
	Jul-Sep	743	1,115	67%
	Oct-Dec	631	1,065	59%
	Jan-Mar	526	1,057	50%
	2021/22	2,810	4,440	63%
NI Water	Apr-Jun	1,045	1,065	98%
	Jul-Sep	1,099	1,134	97%
	Oct-Dec	939	965	97%
	Jan-Mar	857	898	95%
	2021/22	3,940	4,062	97%
DfC /HED	Apr-Jun	708	979	72%
	Jul-Sep	480	959	50%
	Oct-Dec	536	794	68%
	Jan-Mar	550	768	72%
	2021/22	2,274	3,500	65%
DfI Rivers	Apr-Jun	224	775	29%
	Jul-Sep	217	753	29%
	Oct-Dec	237	650	36%
	Jan-Mar	459	660	70%
	2021/22	1,137	2,838	40%
HSENI	Apr-Jun	40	46	87%
	Jul-Sep	24	29	83%
	Oct-Dec	24	27	89%
	Jan-Mar	20	23	87%
	2021/22	108	125	86%
DfE / GSNI	Apr-Jun	27	29	93%
	Jul-Sep	27	27	100%
	Oct-Dec	17	19	89%
	Jan-Mar	14	15	93%
	2021/22	85	90	94%
NIHE	Apr-Jun	6	6	100%
	Jul-Sep	5	9	56%
	Oct-Dec	14	16	88%
	Jan-Mar	8	11	73%
	2021/22	33	42	79%
Belfast International Airport	Apr-Jun	48	48	100%
	Jul-Sep	40	42	95%
	Oct-Dec	28	28	100%
	Jan-Mar	22	22	100%
	2021/22	138	140	99%
Belfast City Airport	Apr-Jun	22	22	100%
	Jul-Sep	29	29	100%
	Oct-Dec	14	14	100%
	Jan-Mar	17	17	100%
	2021/22	82	82	100%
City of Derry Airport	Apr-Jun	2	2	100%
	Jul-Sep	0	0	-
	Oct-Dec	2	2	100%
	Jan-Mar	6	6	100%
	2021/22	10	10	100%
Overall Totals	Apr-Jun	5,314	7,440	71%
	Jul-Sep	4,595	7,183	64%
	Oct-Dec	4,288	6,383	67%
	Jan-Mar	4,564	6,185	74%
	2021/22	18,761	27,191	69%

<sup>11</sup> Includes those responded to within the 21-day target and the extended target, where applicable.

Table 8 below gives a quarterly breakdown by statutory consultee for 2020/21.

*Table 8: Number of responses to statutory consultations received by statutory consultee, 2020-21 Q1-Q4*

Statutory Consultee	Year	On-time <sup>12</sup>	Total	% on-time
DfI Roads	Apr-Jun	1,680	1,954	86%
	Jul-Sep	2,485	2,966	84%
	Oct-Dec	2,056	2,946	70%
	Jan-Mar	2,221	3,041	73%
	2020/21	8,442	10,907	77%
DAERA EMF NIEA	Apr-Jun	414	740	56%
	Jul-Sep	580	1,004	58%
	Oct-Dec	728	992	73%
	Jan-Mar	841	1,059	79%
	2020/21	2,563	3,795	68%
NI Water	Apr-Jun	550	630	87%
	Jul-Sep	630	883	71%
	Oct-Dec	858	926	93%
	Jan-Mar	929	949	98%
	2020/21	2,967	3,388	88%
DfC / HED	Apr-Jun	407	521	78%
	Jul-Sep	606	807	75%
	Oct-Dec	550	763	72%
	Jan-Mar	660	834	79%
	2020/21	2,223	2,925	76%
DfI Rivers	Apr-Jun	327	425	77%
	Jul-Sep	402	592	68%
	Oct-Dec	365	578	63%
	Jan-Mar	366	698	52%
	2020/21	1,460	2,293	64%
HSENI	Apr-Jun	5	9	56%
	Jul-Sep	13	22	59%
	Oct-Dec	31	46	67%
	Jan-Mar	29	34	85%
	2020/21	78	111	70%
DfE / GSNI	Apr-Jun	13	14	93%
	Jul-Sep	21	22	95%
	Oct-Dec	15	18	83%
	Jan-Mar	22	27	81%
	2020/21	71	81	88%
NIHE	Apr-Jun	4	5	80%
	Jul-Sep	2	4	50%
	Oct-Dec	5	5	100%
	Jan-Mar	15	17	88%
	2020/21	26	31	84%
Belfast International Airport	Apr-Jun	4	12	33%
	Jul-Sep	19	22	86%
	Oct-Dec	25	25	100%
	Jan-Mar	33	43	77%
	2020/21	81	102	79%
Belfast City Airport	Apr-Jun	14	14	100%
	Jul-Sep	18	18	100%
	Oct-Dec	20	20	100%
	Jan-Mar	20	20	100%
	2020/21	72	72	100%
City of Derry Airport	Apr-Jun	0	1	0%
	Jul-Sep	2	2	100%
	Oct-Dec	6	6	100%
	Jan-Mar	7	7	100%
	2020/21	15	16	94%
Overall Totals	Apr-Jun	3,418	4,325	79%
	Jul-Sep	4,778	6,342	75%
	Oct-Dec	4,659	6,325	74%
	Jan-Mar	5,143	6,729	76%
	2020/21	17,998	23,721	76%

<sup>12</sup> Includes those responded to within the 21-day target and the extended target, where applicable.

## **User guidance**

### Notes on data source

An extract of all consultations/advice queries raised from 1 April 2021 to 31 March 2022 was transferred on 3 May 2022 from the Northern Ireland Planning Portal. The data were then validated. The relevant data is lifted at least one month after the end of the reference period to allow for the 21 day target response date, which applies to most statutory consultations, to have elapsed.

### List of key statutory consultees

- Belfast City Airport
- Belfast International Airport
- City of Derry Airport
- Department of Agriculture, Environment and Rural Affairs (DAERA) Environment, Marine and Fisheries (EMF) and Northern Ireland Environment Agency (NIEA)
- Department for Communities (DfC) / Historic Environment Division (HED)
- Department for the Economy (DfE) / Geological Survey of Northern Ireland (GSNI)
- DfI Rivers
- DfI Roads
- Health and Safety Executive Northern Ireland (HSENI)
- Northern Ireland Housing Executive (NIHE)
- Northern Ireland Water

### Future developments

As work progresses in this area it is intended to widen the list of key statutory consultees to include local planning authorities. Work is currently ongoing to quality review and ensure that all statutory planning consultations issued are fully captured. Future reports will include an update of any quality improvements introduced. As a result figures may be revised, however, the scale of any such change is envisaged to be small.