

Performance Management Report - Month Ending November 2019

Trust Board - 9 January 2020

Version - 31 December 2019

Contents

<u>Title</u>	<u>Page</u>
Introduction	3
2019/20 Standards and Targets	4
Glossary of Terms	18

Introduction

This report presents the monthly Corporate Performance Information, in the categories of:

- * Commissioning Plan Direction - Ministerial Targets as per the HSC Commissioning Plan Direction (NI) 2018
- * Supporting activity and profiles

Actual performance is outlined as well as the level of progress against the target. This progress is presented using the red, amber, green format (RAG). Charts are included to highlight trends in performance. In addition arrow indicators are included to assess changing performance as follows:

RAG Rating	
Red	Not achieving Target
Amber	Almost Achieving Target
Green	Achieving Target

Trend on previous month (TOPM)	
Performance Improving	↑
Performance Decreasing	↓
Performance Static	→

The direction of the arrows indicates whether performance has improved, deteriorated or stayed the same since the previous reporting period.

The information figures are provided at a point in time and are subject to validation. This may mean the figures for previous months have to be adjusted. Where this results in a material change to information previously reported, this will be flagged up to Trust Board.

2019/20 Ministerial Standards and Targets

Title	Target	Comments / Actions	Mar-19	June'19	Trend	Cumulative Position	Trend / Activity Analysis
Smoking Cessation	Target 1.1: By March 2020, in line with the departments ten year Tobacco Control Strategy, to reduce the proportion of 11-16 years old children who smoke to 3%; of adults who smoke to 15%; and of pregnant women to 9%.	Target reported by PHA.					
Obesity	Target 1.2: By March 2022, reduce the level of obesity by 4 percentage points and overweight and obesity by 3 percentage points for adults and by 3 percentage points and 2 percentage points for children.	Target reported by PHA.					
Breastfeeding	Target 1.3: By March 2019, through continued promotion of breastfeeding to increase the percentage of infants breastfed, (i) from birth, and (ii) at 6 months. This is an important element in the delivery of the Breastfeeding Strategy Objectives for achievement by March 2025.	Awaiting confirmation of baseline and technical guidance on how this will be reported					
Healthy Places	Target 1.4: By March 2019, establish a minimum of 2 "Healthy Places" demonstration programmes, working with General Practice and partners across community, voluntary and statutory organisations.						
Children in Care	Target 1.10 (a): By March 2019, the proportion of children in care for 12 months or longer with no placement change is at least 85%.	Target 1.10 (a) reported at year end in line with the delegated statutory functions report.	93%				Target 1.10(a) reported at year end in line with delegated statutory functions report.
	Target 1.10 (b): By March 2019, 90% of children, who are adopted from care, are adopted within a three year time frame (from date of last admission).	Target 1.10 (b) will only be reported on a yearly basis through the electronic AD1 return. CIB are looking to collect this 6 monthly but no processes are in place yet.					Target 1.10(b) will be reported on a yearly basis in line with CIB reporting. Final 17/18 position provided - 68% CIB have not yet finalised 2018/19 figures

Title	Target	Comments / Actions			Trend		Trend / Activity Analysis
Delivering Care Framework	Target 2.1: By March 2019 all HSC Trusts should have fully implemented phases 2, 3, and 4 of Delivering Care, to ensure safe and sustainable nurse staffing levels across all medical and surgical wards, emergency departments, health visiting and district nursing services.	Phase 1: Delivery Care Framework: Full implementation has not been sustained due to current level of vacancies.					Achieving this target is dependent on HSCB making appropriate investment in Nurse staffing.

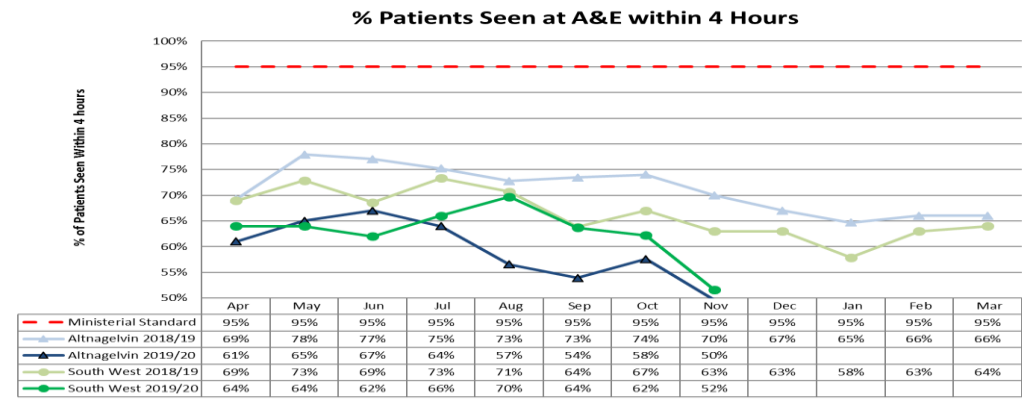
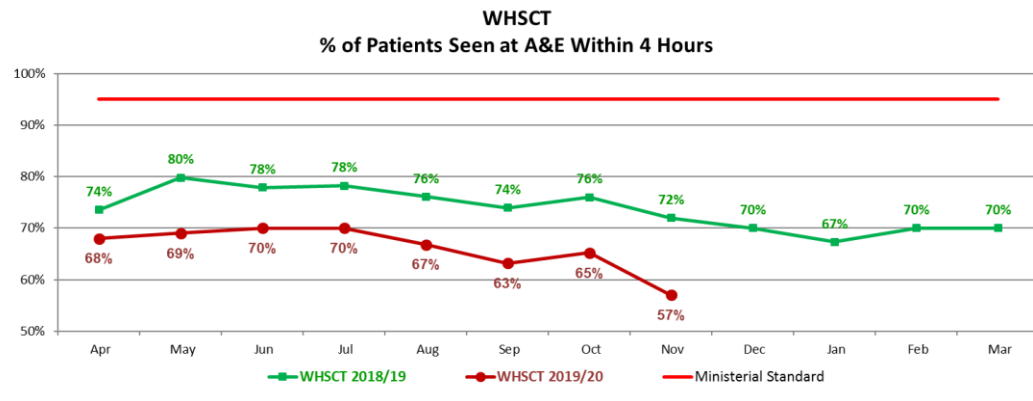
Title	Target	Comments / Actions	Target Profile	ACTUAL 19- Sept 19	Apr	Trend	Variance	Trend / Activity Analysis
Healthcare Acquired Infections	Target 2.3: By 31 March 2020 secure an aggregate reduction of XX% (to be confirmed) of <i>Escherichia coli</i> , <i>Klebsiella spp.</i> and <i>Pseudomonas aeruginosa</i> bloodstream infections acquired after two days of hospital admission, compared to 20XX/XX	HCAGNBSI WHSCT 2019/20 Target Maximum = 49	29	44				Information sourced from HSCB Performance Report. Only available on a cumulative basis with 1 month time lag.
	Target 2.4: In the year to March 2020 the Public Health Agency and the Trusts should secure a reduction of XX% in the total number of in-patient episodes of <i>Clostridium Difficile</i> infection in patients aged 2 years and over, and in-patient episodes of Methicillin-resistant <i>Staphylococcus aureus</i> (MRSA) bloodstream infection compared to 2018/19.	MRSA WHSCT 2019/20 Target Maximum = 5	3	2				
		C. Difficile WHSCT 2019/20 Target Maximum = 56	33	45				

Title	Target	Comments / Actions	Aug-19	Oct-19	Trend	Cumulative Position	Trend / Activity Analysis
NEWS KPI's	Target 2.2: From April 2016, ensure that the clinical condition of all patients is regularly and appropriately monitored in line with the NEWS KPI audit guidance, and timely action taken to respond to any signs of deterioration.	The NEWS audits are completed quarterly on 34 Acute inpatient wards and each ward is required to audit a sample of 10 patients. Audits will be reported bi-monthly from February 2018 - Target 95%. Next set of audits due to be completed during October 2019.	91%	94%	↑		

Title	Target	Comments / Actions	Oct-19	Nov-19	Trend	Cumulative Position	Trend / Activity Analysis
Care Standards in Residential/ Nursing Homes	Target 2.8(a): During 2019/20 the HSC, through the application of care standards, should continue to seek improvements in the delivery of residential and nursing care and ensure a reduction in the number of (i) residential homes, (ii) nursing homes, inspected that receive a failure to comply notice.	Annual reviews of each client in a residential/nursing home place ensures that any issues are identified and then raised. These are reported centrally to RQIA and the Department.	0	0			
	Target 2.8(b): During 2019/20 the HSC, through the application of care standards, should seek improvements in the delivery of residential and nursing care and ensure a reduction in the number of (i) residential homes, (ii) nursing homes, subsequently attract a notice of decision, as published by RQIA.		0	1			

Title	Target	Comments / Actions	Oct-19	Nov-19	Trend	Cumulative Position	Trend / Activity Analysis
Children in Care	Target 3.2: During 2019/20 the HSC should ensure that care, permanence and pathway plans for children and young people in or leaving care (where appropriate) take account of the views, wishes and feelings of children and young people.						The teams within the Women & Childrens Directorate issue feedback forms to children & young people leaving care to take into account their views and feelings which are kept within the Directorate.
Dementia Portal	Target 3.3: By September 2019, patients in all Trusts will have access to the Dementia Portal.	Awaiting confirmation of baseline and technical guidance on how this will be reported					
Palliative/ End of Life Care	Target 3.4: By March 2020, to have arrangements in place to identify individuals with palliative and end of life care needs, both in the acute and primary settings, which will support people to be cared for in their preferred place of care and in the manner best suited to meet their needs.						An overall WHSCT Palliative Care work Plan for 2016/2017 has been developed. An information system has been developed which captures preferences for care. As a result staff are able to support care within Specialist Palliative care team.
Co-production Model	Target 3.5: By March 2020, the HSC should ensure that the Co-production model is adopted when designing and delivering transformational change. This will include integrating PPI, co-production, patient experience into a single organisational plan.	Awaiting confirmation of baseline and technical guidance on how this will be reported					

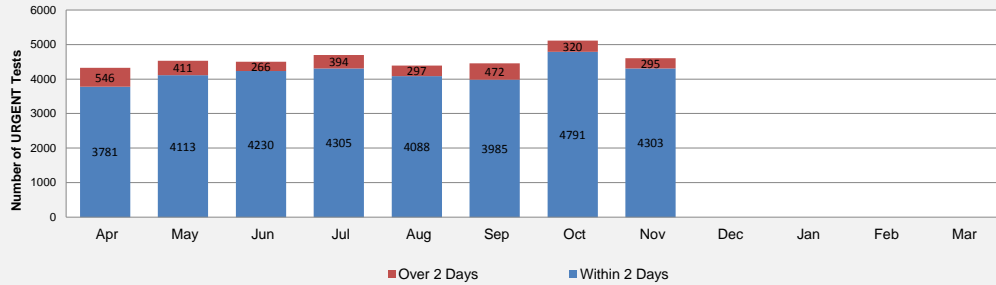
Title	Target	Comments / Actions	Oct-19	Nov-19	Trend	Cumulative Position	Trend / Activity Analysis	
Emergency Department	Target 4.5: By March 2020, 95% of patients attending any Type 1, 2 or 3 Emergency Department are either treated and discharged home, or admitted, within 4 hours of their arrival in the department; and no patient attending any Emergency Department should wait longer than 12 hours	4-Hour target % treated within 4 hours	WHSCT	65%	57%	↓	66%	
			ALT	58%	50%		59%	
			SWAH	62%	52%		63%	
		12-Hour target Number of patients who waited >12 hours	WHSCT	712	865	↓	4230	
			ALT	521	576		2700	
			SWAH	191	289		1530	
	Target 4.6: By March 2020, at least 80% of patients to have commenced treatment, following triage, within 2 hours	Percentage of patients who commenced treatment within 2 hours	WHSCT	79%	70%	↓	79%	
			ALT	73%	63%		73%	
			SWAH	81%	68%		82%	
			OHPCC	99%	99%		95%	



Title	Target/Indicator	Comments / Actions	Oct-19	Nov-19	Trend	Cumulative Position	Trend / Activity Analysis
Fractures	Target 4.7: By March 2020, 95% of patients, where clinically appropriate, wait no longer than 48 hours for inpatient treatment for hip fractures.	% treated within 48 hours	82%	91%	↑	89%	
		Number treated over target	6	4		35	
		Total number of patients treated	34	43		307	
Specialist Therapies	Target 4.7: By March 2020, ensure that at least 16% of patients with confirmed ischaemic stroke receive thrombolysis treatment, where clinically appropriate.	Figures supplied are based on manual returns supplied by the Service. Validated figures are dependent on completed coding. [No of patients who received thrombolysis out of total ischaemic stroke admissions]	6%	10%	↑	17%	
			(2/33)	(4/39)		(42/248)	

Title	Target	Comments / Actions	Oct-19	Nov-19	Trend	Cumulative Position	Trend / Activity Analysis
Urgent Diagnostic Tests	Target 4.9: By March 2020, all urgent diagnostic tests are reported on within 2 days.	% urgent diagnostic tests reported within 2 days	94%	94%	➡	92%	

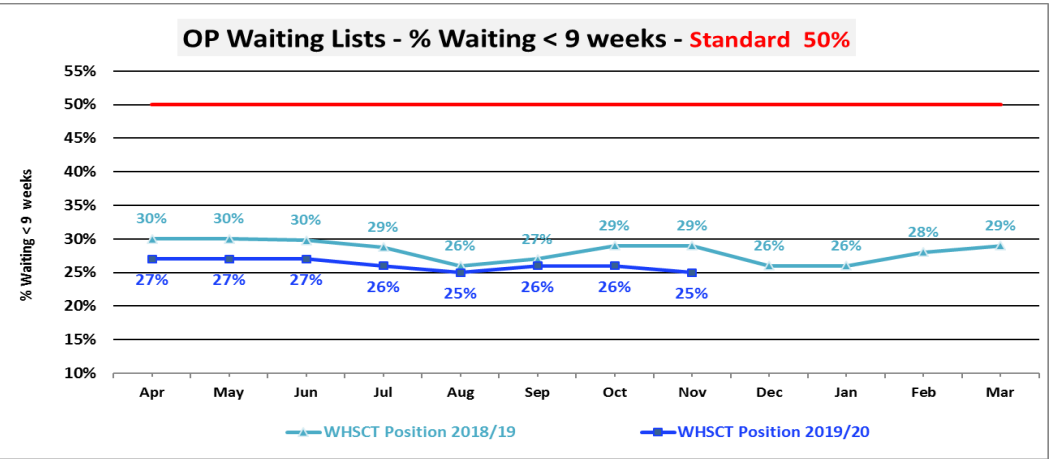
Diagnostic Reporting Turnaround Times - URGENT TESTS



Title	Target	Comments / Actions	Oct-19	Nov-19	Trend	Cumulative Position	Trend / Activity Analysis
Cancer Services	Target 4.10(i): During 2019/20, all urgent suspected breast cancer referrals should be seen within 14 days.	% treated within 14 days	100%	100%	➡	99.8%	
		Number treated over target	0	0		3	
	Target 4.10(ii): During 2019/20, at least 98% of patients diagnosed with cancer should receive their first definitive treatment within 31 days of a decision to treat.	% treated within 31 days	99%	99%	➡	99%	
		Number treated over target	1	1		12	
	Target 4.10(iii): During 2019/20, at least 95% of patients urgently referred with a suspected cancer should begin their first definitive treatment within 62 days.	% commencing treatment within 62 days	56%	68%	⬆	61%	
		Number treated over target	30.5	17.0		208.0	
		The 30.5 figure treated over target equates to 35 patients, 9 of which are ITT's	The 17.0 figure treated over target equates to 22 patients, 10 of which are ITT's		The 208 treated over target equates to 257 patients, 98 of which are ITT's		

Title	Target/Indicator	Comments / Actions	Oct-19	Nov-19	Trend	Cumulative Position	Trend / Activity Analysis
Outpatient Waiting List	Target 4.11: By March 2020, 50% of patients should be waiting no longer than 9 weeks for an outpatient appointment and no patient waits longer than 52 weeks.	- % waiting < 9 weeks	26%	25%	↓		
		- [Number waiting > 9 weeks]	31808	32389	↓		
		- [Number waiting > 52 weeks]	15440	15591	↓		

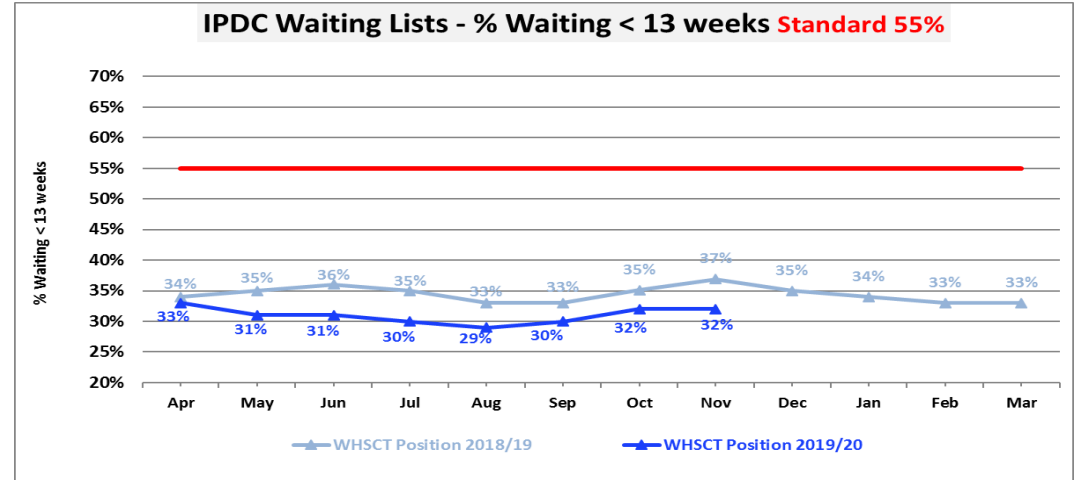
Outpatients Waiting Lists - Key Specialties - As at 30/11/2019					
Specialty	Total OP Waiting	Number Waiting > 9 weeks	Number Waiting > 52 weeks	Longest Waiter (weeks)	Site of Longest Waiter
General Surgery	6833	5391	2722	260.8	ALTNAGELVIN
Orthopaedics	7703	6665	4232	286.7	ALTNAGELVIN
Oral Surgery	4117	3674	2330	263.7	CAUSEWAY
Gastroenterology	2609	2187	1313	235.1	OMAGH
Respiratory Medicine	1320	1057	640	214.3	OMAGH
Neurology	4239	3937	2988	264.1	ALTNAGELVIN
Rheumatology	1522	1205	591	117.6	ALTNAGELVIN



Title	Target	Comments / Actions	Oct-19	Nov-19	Trend	Cumulative Position	Trend / Activity Analysis
Diagnostic Test	Target 4.12: By March 2020, 75% of patients should wait no longer than 9 weeks for a diagnostic test and no patient waits longer than 26 weeks.	Diagnostic Test					
		- % waiting < 9 weeks	76%	76%	→		
		- Total Number waiting > 9 weeks	2755	2737			
		- [Imaging]	685	634			
		- [Physiological Measurement]	2070	2103			
		- Total Number waiting > 26weeks	638	604	↓		
		Endoscopy					
- [Number waiting > 9 weeks]	1305	1395	↑				

Title	Target	Comments / Actions	Oct-19	Nov-19	Trend	Cumulative Position	Trend / Activity Analysis
Inpatients & Day Cases <i>(Includes Scopes)</i>	Target 4.13: By March 2020, 55% of patients should wait no longer than 13 weeks for inpatient/daycase treatment and no patients waits longer than 52 weeks.	- % waiting < 13 weeks	32%	32%	➡		
		- Number waiting > 13 weeks	12829	12669	⬇		
		- Number waiting > 52 weeks	5953	5952	➡		

Inpatients Waiting Lists - Key Specialties - As at 30/11/2019					
Specialty	Total IP/DC Waiting	Number Waiting > 13 weeks	Number Waiting > 52 weeks	Longest Waiter (weeks) - INPATIENT	Longest Waiter (weeks) - DAY CASE
General Surgery	2059	1626	993	254.2	264.4
Urology	1429	874	310	192.7	162.5
Orthopaedics	4559	3908	2623	237.9	254.5
E. N. T.	2222	1827	1199	234	186.5
Ophthalmology	3127	205	354	0	150.5
Oral Surgery	480	265	115	147.5	148.5
Pain Management	329	222	67	0	84.5
Gynaecology	831	459	154	132.1	107.2




Title	Target	Comments / Actions	Oct-19	Nov-19	Trend	Cumulative Position	Trend / Activity Analysis
9 week Access Targets: CAMHS & Older People (Dementia)	Target 4.14: By March 2020, no patient waits longer than 9 weeks to access Child and Adolescent Mental Health services .	Total number waiting at month end	431	475	↓		9 Week Access Targets - CAMHS
		Number waiting >9 weeks	267	294			
		Longest wait (weeks) at month end	37	41			
	Target 4.14: By March 2020, no patient waits longer than 9 weeks to access Dementia Services .	Total Number waiting at month end	353	303	↑		9 Week Access Targets - Dementia
		Number waiting > 9 weeks	159	116			
		Longest wait (weeks) at month end	34	39			
9 week Access Targets: Mental Health & Learning Disability	Target 4.14: By March 2020, no patient waits longer than 9 weeks to access Adult Mental Health Services .	Total Number waiting	1209	1148	↑		9 Week Access Targets - AMH
		Total Number waiting > 9 weeks	686	616			
		Longest wait (weeks) at month end	81	80			
	PATIENT BREACHES = 605 PCL, 1 EDS & 10 PCOP						
13 week Access Targets: Psychological Therapies	Target 4.14: By March 2020, no patient waits longer than 13 weeks to access to any Psychological Therapy Service (any age) .	Total Number Waiting	1231	1252	↓		13 Week Access Targets
		Total Number waiting >13 weeks	780	793			
		Longest wait (weeks) at month end	139	143			
	PATIENT BREACHES = 425 AMH, 112 ADULT LD, 109 CHILDRENS LD, 4 ADULT HEALTH, 143 CHILDRENS PSYCHOLOGY						

Title	Target	Comments / Actions	Oct-19	Nov-19	Trend	Cumulative Position	Trend / Activity Analysis
Direct Payments	Target 5.1: By March 2020 secure 10% increase in direct payments across all programmes of care	By March 2020 secure 10% increase in the number of direct payments across all programmes of care. 17/18 Target by 31st March 2018 = 745 18/19 Target by 31st March 2019 = 1077 (All Direct Payments during Month)	1260	1288	↑		<p>No of All Direct Payments In Place - Service Users & Carers</p> <p>■ No of All Direct Payments In Place During Month - 2019/20</p>
Self Directed Support	Target 5.2: By September 2019, all service users and carers will be assessed or reassessed at review under the Self Directed Support approach, and will be offered the choice to access direct payments, a managed budget, Trust arranged services, or a mix of those options, to meet any eligible needs identified.	By September 2019, all service users and carers will be assessed or reassessed at review under the Self Directed Support approach, and will be offered the choice to access direct payments, a managed budget, Trust arranged services, or a mix of those options, to meet any eligible needs identified. (Active Clients at Month End)	5327	5413	↑		
AHPs	Target 5.3: By March 2020, no patient waits longer than 13 weeks from referral to commencement of AHP treatment by an allied health professional.	Total waiting >13 weeks	3967	3804	↑		<p>No Waiting > 13 weeks for an AHP appointment</p> <p>■ No waiting >13 weeks for AHP 18/19 ■ No waiting >13 weeks for AHP 19/20</p>
		Dietetics	519	492			
		Occupational Therapy	1112	1001			
		Orthoptics	9	8			
		Physiotherapy	892	1005			
		Podiatry	1380	1242			
		Speech and Language Therapy	55	56			
Self Directed Physiotherapy	Target 5.5: By March 2020, Direct Access Physiotherapy service will be rolled out across all Health and Social Care Trusts	Awaiting confirmation of baseline and technical guidance					
Emotional Wellbeing Framework	Target 5.6: By May 2020, to have delivered the Children & Young Peoples Developmental & Emotional Wellbeing Framework along with a costed Implementation Plan.	Awaiting confirmation of baseline and technical guidance					

Title	Target	Comments / Actions	Oct-19	Nov-19	Trend	Cumulative Position	Trend / Activity Analysis																														
Delayed Discharges Mental Health & Learning Disability	Target 5.7: During 2019/20, ensure that 99% of all mental health discharges take place within 7 days of the patient being assessed as medically fit for discharge, with no discharge taking more than 28 days.	Total Discharges	137	116	↓	1129	<p>Mental Health Discharges within 7 Day Standard</p> <table border="1"> <tr><th>Month</th><th>Percentage</th></tr> <tr><td>Apr</td><td>98%</td></tr> <tr><td>May</td><td>98%</td></tr> <tr><td>June</td><td>98%</td></tr> <tr><td>July</td><td>98%</td></tr> <tr><td>Aug</td><td>98%</td></tr> <tr><td>Sept</td><td>98%</td></tr> <tr><td>Oct</td><td>98%</td></tr> <tr><td>Nov</td><td>98%</td></tr> <tr><td>Dec</td><td></td><td></td></tr> <tr><td>Jan</td><td></td><td></td></tr> <tr><td>Feb</td><td></td><td></td></tr> <tr><td>Mar</td><td></td><td></td></tr> </table>	Month	Percentage	Apr	98%	May	98%	June	98%	July	98%	Aug	98%	Sept	98%	Oct	98%	Nov	98%	Dec			Jan			Feb			Mar		
		Month	Percentage																																		
		Apr	98%																																		
		May	98%																																		
		June	98%																																		
	July	98%																																			
	Aug	98%																																			
	Sept	98%																																			
	Oct	98%																																			
	Nov	98%																																			
Dec																																					
Jan																																					
Feb																																					
Mar																																					
% Mental Health Discharges within 7 days	99%	97%		98%																																	
Number of Mental Health Discharges within 7 days	135	113		1103																																	
% Mental Health Discharges > 28 days	1%	3%	↓	2%																																	
Number of Mental Health Discharges > 28 days	1	3		21																																	
3 patient delayed >28 days (completed waits) during Nov'19																																					
Target 5.7: During 2019/20, ensure that 99% of all learning disability discharges take place within 7 days of the patient being assessed as medically fit for discharge, with no discharge taking more than 28 days.	Total Discharges	2	2	↓	19	<p>Learning Disability Discharges within 7 Day Standard</p> <table border="1"> <tr><th>Month</th><th>Percentage</th></tr> <tr><td>Apr</td><td>100%</td></tr> <tr><td>May</td><td>100%</td></tr> <tr><td>June</td><td>100%</td></tr> <tr><td>July</td><td>100%</td></tr> <tr><td>Aug</td><td>100%</td></tr> <tr><td>Sept</td><td>100%</td></tr> <tr><td>Oct</td><td>100%</td></tr> <tr><td>Nov</td><td>50%</td></tr> <tr><td>Dec</td><td></td><td></td></tr> <tr><td>Jan</td><td></td><td></td></tr> <tr><td>Feb</td><td></td><td></td></tr> <tr><td>Mar</td><td></td><td></td></tr> </table>	Month	Percentage	Apr	100%	May	100%	June	100%	July	100%	Aug	100%	Sept	100%	Oct	100%	Nov	50%	Dec			Jan			Feb			Mar			
	Month	Percentage																																			
	Apr	100%																																			
	May	100%																																			
	June	100%																																			
July	100%																																				
Aug	100%																																				
Sept	100%																																				
Oct	100%																																				
Nov	50%																																				
Dec																																					
Jan																																					
Feb																																					
Mar																																					
% Learning Disability Discharges within 7 days	100%	50%		84%																																	
Number of Learning Disability Discharges within 7 days	2	1		16																																	
% Learning Disability Discharges > 28 days	0%	50%	↓	5%																																	
Number of Learning Disability Discharges > 28 days	0	1	↓	1																																	

Title	Target	Comments / Actions	Jun-19	Sep-19	Trend	Cumulative Position	Trend / Activity Analysis																					
Carers Assessments	Target 6.1: By March 2020, secure a 10% increase in the number of carers' assessments offered to carers for all service users (reported quarterly)	By March 2020, secure a 10% increase in the number of carers' assessments offered (first assessments) 17/18 Quarterly Target = 331 18/19 Quarterly Target = 439	369	293	↓		<p>No of Carers Assessments Offered</p> <table border="1"> <tr><th>Quarter</th><th>18/19 Offered</th><th>18/19 Target</th></tr> <tr><td>Jan - Mar 18</td><td>550</td><td>450</td></tr> <tr><td>Apr - Jun 19</td><td>450</td><td>450</td></tr> <tr><td>Jul - Sept 19</td><td>450</td><td>450</td></tr> <tr><td>Oct - Dec 19</td><td>600</td><td>450</td></tr> <tr><td>Jan - Mar 19</td><td>450</td><td>450</td></tr> <tr><td>Apr - Jun 19</td><td>350</td><td>450</td></tr> </table>	Quarter	18/19 Offered	18/19 Target	Jan - Mar 18	550	450	Apr - Jun 19	450	450	Jul - Sept 19	450	450	Oct - Dec 19	600	450	Jan - Mar 19	450	450	Apr - Jun 19	350	450
Quarter	18/19 Offered	18/19 Target																										
Jan - Mar 18	550	450																										
Apr - Jun 19	450	450																										
Jul - Sept 19	450	450																										
Oct - Dec 19	600	450																										
Jan - Mar 19	450	450																										
Apr - Jun 19	350	450																										
Short Breaks	Target 6.2: By March 2020, secure a 5% increase in the number of community based short break hours (i.e. non-residential respite) received by adults across all programmes of care.	Number of Community Based Short Break Hours (i.e. non residential) received by adults 18/19 Quarterly Target = 20,424 (Ex Daycare) Information updated following revised Technical Guidance	21,705	21,757	↑																							
	Target 6.3: By March 2020, to create a baseline for the number of young carers receiving short breaks (ie non-residential respite).	Number of Community Based Short Break Hours (i.e. non residential) received by young carers 18/19 Baseline = Awaiting confirmation of baseline and technical guidance																										

Title	Target	Comments / Actions			Trend	Cumulative Position	Trend / Activity Analysis
Pharmacy Efficiency Programme	Target 7.1: By March 2020, to ensure delivery of community pharmacy services in line with financial envelope.						The trust has achieved its share of the procurement efficiencies and full achievement of the efficiencies resulting from the 'Boost' element of the efficiency programme is awaiting confirmation.
DSF Framework	Target 7.2: By March 2019, to establish an outcomes reporting framework for DSF that will demonstrate the impact and outcome of services on the social wellbeing of service users and the baseline activity to measure this.	Awaiting confirmation of baseline and technical guidance					





Title	Target	Comments / Actions	Oct-19	Nov-19	Trend	Cumulative Position	Trend / Activity Analysis
Cancelled Appointments	Target 7.3: By March 2020, to establish a baseline of the number of hospital cancelled, consultant-led, outpatient appointments in the acute programme of care which resulted in the patient waiting longer for their appointment and by March 2020 seek a reduction of 5%.	Number of Outpatient Appointments Cancelled by Hospital which resulted in the patient waiting longer for their appointment WH SCT 2018/19 Baseline: 10,009 WH SCT 2019/20 Target: 9,509 (Approx 792 per month)	752	793		4460	
Elective Care	Target 7.4: By March 2020, to reduce the percentage of funded activity associated with elective care service that remains undelivered.	See the below table that outlines the IP & DC / New and Review OP positions.					

1st April - 30th November 2019					
Activity Type	CORE ACTIVITY				
	Target for Year 2019/20	Core Target YTD	Core Activity YTD	Variance	% Variance
Elective Inpatients (Admissions) & Day Cases	29018	19345	17661	-1684	-9%
Scopes	11883	7922	7058	-864	-11%
New Outpatient Attendances	72830	48553	41120	-7433	-15%
Review Outpatient Attendances	116238	77492	72068	-5424	-7%
Fracture Outpatient Attendances	22629	15086	13890	-1196	-8%
Imaging (includes MRI, CT, Non Obstetric Ultrasound and Plain Film Xrays)	271716	181144	185709	4565	2.5%

Title	Target	Comments / Actions	Oct-19	Nov-19	Trend	Cumulative Position	Trend / Activity Analysis
Delayed Discharges Acute Hospital	Target 7.5: By March 2020, ensure that 90% of complex discharges from an acute hospital take place within 48 hours, with no complex discharge taking more than 7 days; and all non-complex discharges from an acute hospital take place within 6 hours	Acute Discharges					
		Complex Discharges	79%	76%	↓	80%	
		- % discharged within 48 hours					
		% discharged within 7 days	89%	85%	↓	89%	
		Number waiting > 7 days	36	36		298	
Non Complex Discharges	97%	97%	→	97%			
		- % discharged within 6 hours					

Top 5 Reasons for Delay			ALTNAGELVIN HOSPITAL	SOUTH WEST ACUTE HOSPITAL	TOTAL
Complex Discharges Greater Than 48 Hours					
April - November 2019					
1	CDOM	COMPLEX 5 - NO DOMICILARY PACKAGE AVAILABLE	76	88	164
2	CSDBED	COMPLEX 18 - NO SUITABLE STEP DOWN BED AVAILABLE	67	15	82
3	CPLAN	COMPLEX 2 - CARE PLANNING	44	17	61
4	CNHOME	COMPLEX 7 - NO NURSING HOME BED AVAILABLE	33	13	46
5	CEQUIP	COMPLEX 9 - ESSENTIAL EQUIPMENT/ADAPPTIONS NOT AVAILABLE	17	13	30

Title	Target	Comments / Actions	Oct-19	Nov-19	Trend	Cumulative Position	Trend / Activity Analysis
Medicines Efficiency Programme	Target 7.6: By March 2020, to have obtained savings of at least £20m through the Medicines Optimisation Programme, separate from PPRS receipts.	Awaiting confirmation of baseline and technical guidance					

Title	Target	Comments / Actions	Oct-19	Trend	Cumulative Position	Trend / Activity Analysis
Seasonal Flu	Target 8.6: By December 2019, to ensure at least 40% of Trust staff (health care and social care staff) have received the seasonal flu vaccine.	As at 31st October - 1478 out of 7729 Trust frontline staff received the Flu Vaccination excludes Bank nurses and Porters. *Waiting November 2019 figures*	19%			
Title	Target	Comments / Actions	19/20 YTD	Trend	Cumulative Position	Trend / Activity Analysis
Absence	Target 8.7: By March 2020, to reduce Trust staff sick absence levels by a regional average of 5% compared to 2017/18 figure.	As at 31 October 2019 the cumulative position 7.75% against WHSCT 19/20 target of 5% (One Month reporting Time Lag) *Waiting November 2019 figures*	7.75%			
Title	Target	Comments / Actions		Trend	Cumulative Position	Trend / Activity Analysis
Healthier Workplace	Target 8.9: By March 2020, to have an agreed and systematic action plan to create a healthier workplace across HSC and to have contributed to the Regional Healthier Workplace Network as part of commitments under PiG.	Awaiting confirmation of baseline and technical guidance				
OBA	Target 8.10: By March 2019, to pilot OBA approach to strengthen supports for the social work workforce.	Awaiting confirmation of baseline and technical guidance				
Title	Target	Comments / Actions	Oct-19	Trend	Cumulative Position	Trend / Activity Analysis
Quality 2020	Target 8.11: By March 2020, 60% of the HSC workforce should have achieved training at level 1 in the Q2020 Attributes Framework and 5% to have achieved training at level 2. Reported quarterly.	Level 1 Training As at 31st October 2019 cumulative position 4,640 against WHSCT 18/19 Target [10,949] Staff	42.4%			
		Level 2 Training As at 31st October 2019 cumulative position [163] against WHSCT 18/19 Target [10,949] Staff	1.5%			
Title	Target	Comments / Actions		Trend	Cumulative Position	Trend / Activity Analysis
Dysphagia Awareness	Target 8.13: By March 2020, Dysphagia awareness training designed by speech and language therapy to be available to Trust staff in all Trusts.					

Title	Target	Comments / Actions			Trend	Cumulative Position	Trend / Activity Analysis
Make Every Contact Count	Target 1.5: By March 2020, to ensure appropriate representation and input to the PHA/HSCB led Strategic Leadership group in Primary Care to embed the Make Every Contact Count approach.	Awaiting confirmation of baseline and technical guidance					
Dental	Target 1.6: By March 2020, to establish a baseline of the number of teeth extracted in children aged 3-5 years - as phase 1 of the work to improve oral health of young children in Northern Ireland over the next 3 years and seek a reduction in extractions by 5% against that baseline by March 2021.	Awaiting confirmation of baseline and technical guidance					
Healthier Pregnancy	Target 1.8: By March 2020, to have further developed, and implemented the "Healthier Pregnancy" approach to improve maternal and child health and to seek a reduction in the percentage of babies born at low birth weight for gestation.	Awaiting confirmation of baseline and technical guidance					Awaiting confirmation of baseline and technical guidance
Title	Target	Comments / Actions	June'19	Sept'19	Trend	Cumulative Position	Trend / Activity Analysis
Healthy Child/ Healthy Future	Target 1.9: By March 2020, ensure full delivery of the universal child health promotion framework for Northern Ireland, Healthy Child, Healthy Future. By that date: (i) the antenatal contact will be delivered to all first time mothers, (ii) 95% of two year old reviews must be delivered.	This information is recorded every quarter but not reported to PHA, DHSSPS & HSCB until 3 months after the quarter end.	Cohort=6663 Total Seen=5775 % Seen=87% % Seen in Child's Home=68%				These figures are provisional at end of Sept'19 as validated figures are not reported until 3 months after the quarter end
Title	Target	Comments / Actions			Trend	Cumulative Position	Trend / Activity Analysis
Best Start in Life	Target 1.10: By March 2020, ensure the full regional roll out of Family Nurse Partnerships, ensuring that all teenage mothers have equal access to the family nurse partnership programme. The successful delivery of this objective will directly contribute to PFG Outcome 14 "We give our children and young people the best start in life".	Awaiting confirmation of baseline and technical guidance					
Suicide	Target 1.13: By March 2020, to have further enhanced out of hours capacity to de-escalate individuals presenting in social and emotional crisis, including implementation of a "street triage" pilot and a "safe place" pilot.	This work builds on previous investments in community mental health crisis teams and is an important element of the work to reduce the suicide rate by 10% in 2022 in line with the draft Project Life 2 strategy. Awaiting confirmation of baseline and technical guidance					
Alcohol Drug Related Harm and Drug related Death	Target 1.14: By March 2020, to have advanced the implementation of revised substitute prescribing services in Northern Ireland, including further exploration of models which are not based on secondary care, to reduce waiting times and improve access. This is an important element in the delivery of our strategy to reduce alcohol and drug related harm and to reduce drug related deaths.	Awaiting confirmation of baseline and technical guidance					

<p>Long Term Conditions</p>	<p>Target 1.15: By July 2020, to provide detailed plans (to include financial profiling) for the regional implementation of the diabetes feet care pathway. Consolidation of preparations for regional deployment of the care pathway will be an important milestone in the delivery of the Diabetes Strategic Framework.</p>	<p>Awaiting confirmation of baseline and technical guidance</p>					
------------------------------------	--	--	--	--	--	--	--

Glossary of Terms

A&E	Accident and Emergency Department
AHP	Allied Health Professional
ASD	Autistic Spectrum Disorder
C Diff	Clostridium Difficile
C Section	Caesarean Section
CLI	Central Line Infection
CSR	Comprehensive Spending Review
DC	Day case
DNA	Did Not Attend (eg at a clinic)
DSF	Delegated Statutory Functions
DV	Domestic Violence
FGC	Family Group Conference
HSCB	Health & Social Care Board
HWIP	Health & Wellbeing Improvement Plan
ICU	Intensive Care Unit
IP	Inpatient
ITT	Inter Trust Transfer
IV	Intravenous
JAG	Joint Advisory Group
LAC	Looked After Children
LW	Longest Wait
MARAC	Multi-agency Risk Assessment Conference
MAU	Medical Assessment Unit
MD	Multi-disciplinary
MDT	Multi-disciplinary Team

MEWS	Modified Early Warning Scheme
MRSA	Methicillin Resistant Staphylococcus Aureus
MSSA	Methicillin Sensitive Staphylococcus Aureus
NH	Nursing Home
NICAN	Northern Ireland Cancer Network
NIPACS	NI Picture Archiving & Communication System
NI RADs	NI Radiology and Diagnostics System
OBA	Outcomes Based Accountability
OBC	Outline Business Case
OP	Outpatient
OT	Occupational Therapy
PAS	Patient Administration System
PFA	Priorities for Action
PMSID	Performance Management & Service Improvement Directorate
PSNI	Police Service of Northern Ireland
RMC	Risk Management Committee
S&EC	Safe and Effective Care Committee
SBA	Service Budget Agreement
SSI	Surgical Site Infection
TNF	Anti-TNF medication
TOR	Terms of Reference
VAP	Ventilator Associated Pneumonia
VTE	Venous Thromboembolism
WHO	World Health Organisation