

## Trust Board Environmental Cleanliness Audit Report Overview

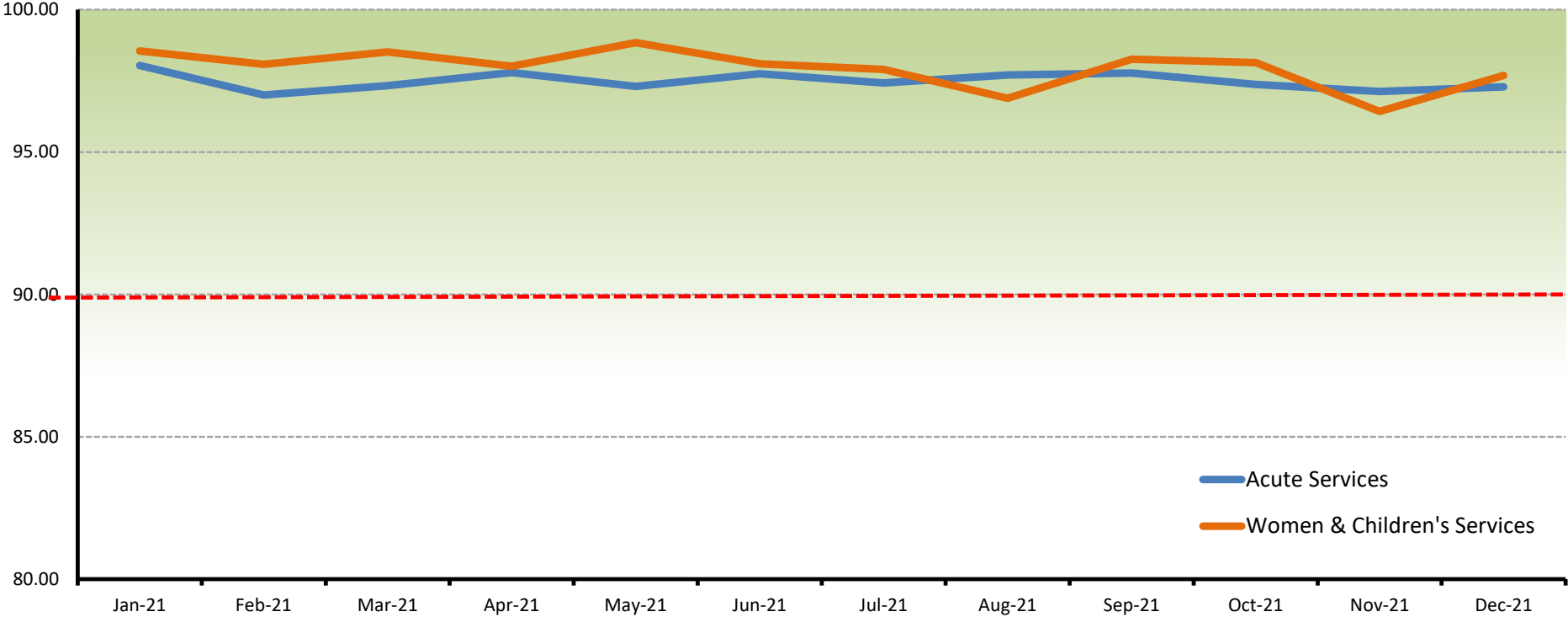
October - December 2021

<b>Bi-Monthly:</b>	
<b>October:</b>	
Scores less than 75%:	<i>None</i>
No audit completed/reported:	SWAH-NNICU
Overall Compliance:	97%
<b>November:</b>	
Scores less than 75%:	<i>None</i>
Partial-compliant 1 out of 2 audits completed and reported:	SWAH-NNICU
Overall Compliance:	97%
<b>December:</b>	
Scores less than 75%:	<i>None</i>
No audit completed/reported:	ALT-DESU Theatre 1
Partial-compliant 1 out of 2 audits completed and reported:	ALT-Theatre - 6 ALT-DCU Zone 2 Recovery ALT-Imaging Interventional Rooms ALT-Sperrin Suite SWAH-Delivery Suite
Overall Compliance:	91%
<b>Quarterly:</b>	
Scores less than 75%:	<i>None</i>
No audit completed/reported:	Lakeview-Brook Treatment Room PCOPS-OPALS South Wing Clinics SWAH-Ward 2 SWAH-Ward 8 Medical SWAH-Ward 9 Waterside-Ward 1
End of the quarter compliance:	92%
<b>6-Monthly:</b>	
Scores less than 75%:	<i>None</i>
3rd month of the 6-month compliance:	58%

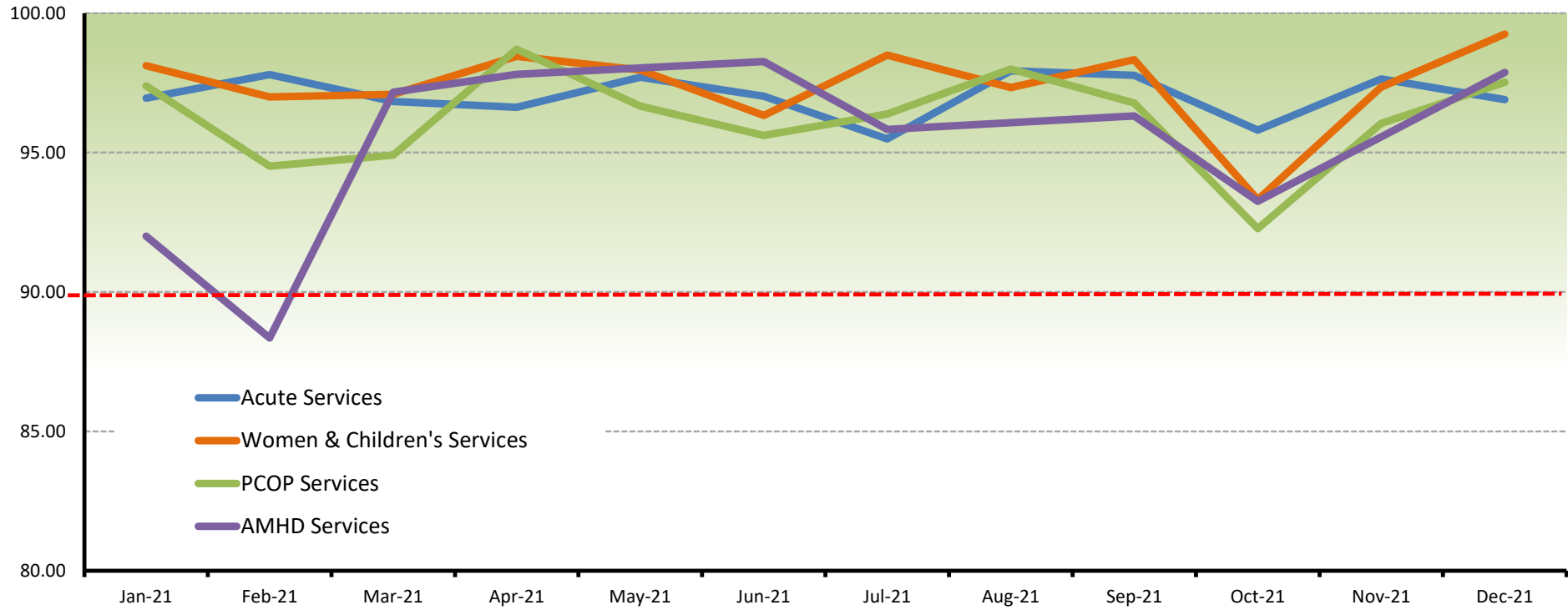
Managerial:

Scores less than 75%:	ALT-Biochemistry (Professional = 68%)
	Shantallow Health Centre (Overall = 74%)
Compliance:	70%

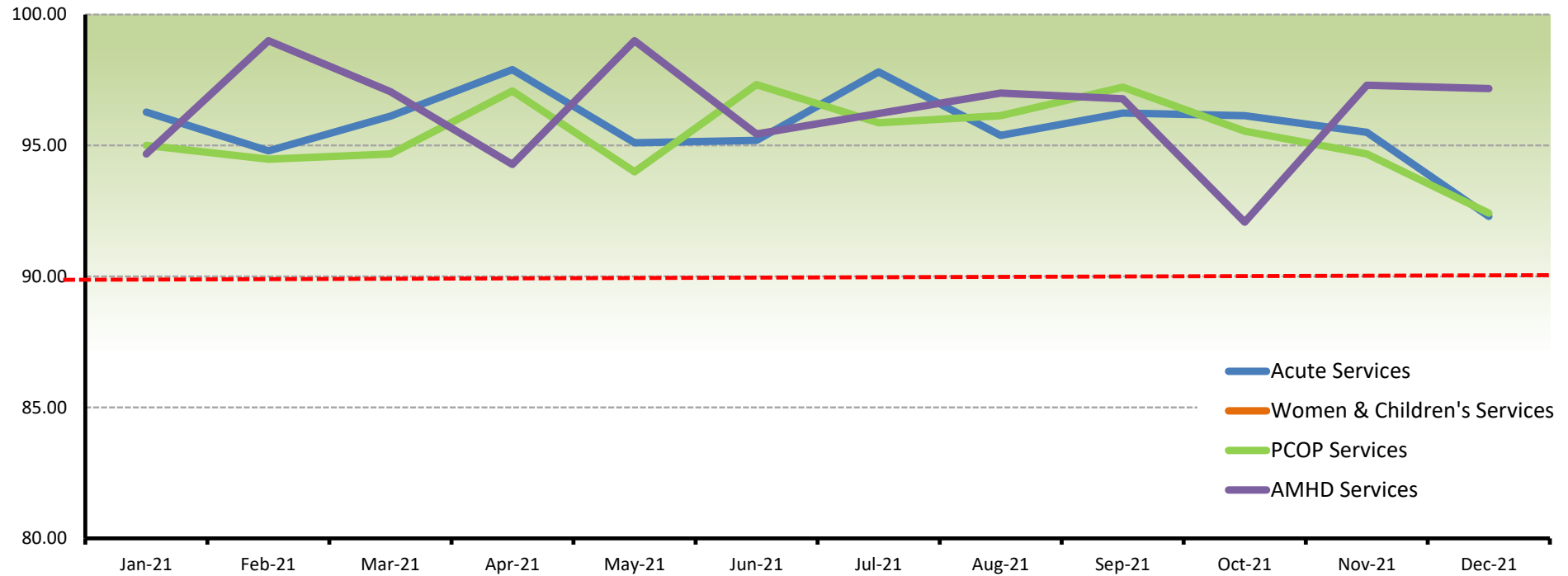
### Directorates' Bi-Monthly Environmental Cleanliness Audits Average Scores



## Directorates' Quarterly Environmental Cleanliness Audits Average Scores



## Directorates' 6-Monthly Environmental Cleanliness Audits Average Scores



## Managerial Environmental Cleanliness Audit Report

- 1 The Managerial Audit is an unannounced audit conducted by a team of Senior Staff with the objective of providing check and balance of self-assessed audits.
- 2 One (1) full audit per year per ward / department is required to be completed.
- 3 By the end of each quarter, each Division should have at least accomplished 25% compliance rating.
- 4 Action should be taken against results that have high discrepancy in scores between the managerial audit and ward audit.

Ward / Facility	Date of Managerial Audit	Composite Managerial Audit Scores to Date				Previous Ward Audit			
		Overall	C	P	E	Overall	C	P	E
<b>Acute Services - Surgery</b>									
1 ALT-DCU - Eye Theatre	Sep-21	96	96	98	100	99	98	100	98
2 ALT-DCU - Theatre	Sep-21	99	99	100	100	99	100	99	97
3 ALT-DESU	Nov-21	99	98	100	100	99	99	100	99
4 ALT-Fracture Clinic	Dec-21	100							
5 ALT-HDU	Oct-21	93	96	92	100	96	95	97	96
6 ALT-ICU									
7 ALT-Ophthalmology Clinic	Dec-21	100							
8 ALT-Outpatients	Nov-21	80	82	86	100	98	98	100	100
9 ALT-Pre-Op Assessment	Dec-21	98	99	99	96	94	91	94	97
10 ALT-Theatre - 1									
11 ALT-Theatre - 2	Oct-21	97	100	94	100	95	100	97	89
12 ALT-Theatre - 3	Oct-21	97	100	100	94	94	89	93	100
13 ALT-Theatre - 4									
14 ALT-Theatre - 5									
15 ALT-Theatre - 6	Oct-21	98	100	96	100	98	92	100	99
16 ALT-Theatre - 7									
17 ALT-Theatres - Recovery	Oct-21	93	95	100	88	93	82	95	100
18 ALT-Ward 23 TOU	Dec-21	95	97	97	98	99	100	99	100
19 ALT-Ward 25									
20 ALT-Ward 3 ENT	Nov-21	86	91	92	95	100	99	100	100
21 ALT-Ward 31	Nov-21	94	99	97	93	99	100	100	98
22 ALT-Ward 32 ESU	Oct-21	93	97	95	94	99	99	100	99
23 ALT-Ward 4 AURO	Dec-21	100							
24 OHPCC-DPU Stage 2 Recovery									
25 OHPCC-Main Theatres /Anaesthetic Rooms									
26 OHPCC-Outpatients									
27 OHPCC-Pain Clinic									
28 OHPCC-Pre-Op Assessment									

Ward / Facility	Date of Managerial Audit	Composite Managerial Audit Scores to Date				Previous Ward Audit			
		Overall	C	P	E	Overall	C	P	E
29 Roe Valley-Outpatients	Nov-21	94	97	96	96	98	97	100	100
30 SWAH-Critical Care	Nov-21	88	91	95	96	95	96	97	98
31 SWAH-DPU Ward	Jun-21	95	90	97	97				
32 SWAH-Main Theatres	Jun-21	92	95	91	90	95	95	94	94
33 SWAH-Outpatients	Aug-21	91	95	93	95	97	96	100	100
34 SWAH-Pre-Op Assessment	Jun-21	94	90	96	96	95	91	94	99
35 SWAH-Ward 3 Surgical	Jun-21	81	82	89	96	97	95	96	100
36 SWAH-Ward 9	Aug-21	84	88	93	90	98	95	99	100
37 Urology Specialist Nurses Clinic	Dec-21	90	96	94	94				
<b>Number of Audits This Month</b>		<b>6</b>							
<b>Compliance Rating Todate</b>		<b>70%</b>							
<b>Acute Services - Emergency</b>									
1 ALT-A&E	Dec-21	100							
2 ALT-ACU									
3 ALT-Anderson's House	Apr-21	96	95	96	98	99	97	100	100
4 ALT-Cardiac Investigations	Nov-21	96	98	100	96	98	99	99	98
5 ALT-Cath Lab	Oct-21	98	99	99	100	99	100	100	99
6 ALT-Cath Lab 2	Oct-21	98	99	99	100	99	100	100	99
7 ALT-CCU	Jun-21	88	95	92	94	99	98	100	100
8 ALT-Renal Unit	Sep-21	97	98	99	99	99	99	100	100
9 ALT-Rheumatology Ward	Sep-21	95	99	94	98	99	96	100	100
10 ALT-Ward 21 Covid	Nov-21	100							
11 ALT-Ward 22	Oct-21	98	99	99	99	98	99	99	99
12 ALT-Ward 24 AMU									
13 ALT-Ward 26 previously Ward 3									
14 ALT-Ward 41	Dec-21	100							
15 ALT-Ward 44	Aug-21	92	97	95	95	98	95	99	100
16 OHPCC-Cardiac Assessment Unit									
17 OHPCC-Cardiac Investigations									
18 OHPCC-Renal Unit									
19 OHPCC-Urgent Care Centre									
20 Respiratory Nurse Specialists									
21 SWAH-Accident & Emergency	Aug-21	94	100	87	100	98	97	97	99
22 SWAH-Cardiac Investigations	Jul-21	83	90	81	96	97	96	96	99
23 SWAH-Cardiac Unit	Nov-21	100							
24 SWAH-Ward 1 MSAU	Jul-21	94	96	96	98	97	92	97	100
25 SWAH-Ward 2	Jul-21	94	95	94	94	95	91	98	97
26 SWAH-Ward 8 Medical	Jun-21	84	86	94	94	88	83	90	92
<b>Number of Audits This Month</b>		<b>2</b>							

Ward / Facility	Date of Managerial Audit	Composite Managerial Audit Scores to Date				Previous Ward Audit			
		Overall	C	P	E	Overall	C	P	E
<b>Compliance Rating Todate</b>		<b>69%</b>							
<b>Acute Services - Cancer &amp; Diagnostics</b>									
1 ALT-Biochemistry	Dec-21	84	98	68	98	87	83	87	92
2 ALT-Breast Screening Unit	Dec-21	86	95	94	89	98	99	100	98
3 ALT-Cancer Centre Radiology	Nov-21	100							
4 ALT-Cancer OPD									
5 ALT-Endoscopy	Nov-21	97	99	97	98				
6 ALT-Laboratory									
7 ALT-Medical Imaging	Nov-21	100							
8 ALT-Mortuary									
9 ALT-Sperrin Suite	Dec-21	95	98	94	98				
10 ALT-Ward 50	Dec-21	95	98	94	98	97	99	97	99
11 Roe Valley-Xray Dept	Nov-21	94	97	96	96	96	99	98	96
12 SWAH-Laboratory									
13 SWAH-Medical Imaging	Dec-21	100							
14 SWAH-Mortuary (DS)									
15 SWAH-DPU Endoscopy	Jul-21	95	95	94	94	97	96	97	97
16 OHPCC-Endoscopy									
17 OHPCC-Outreach Chemotherapy	Dec-21	93	95	96	96	99	99	99	100
18 OHPCC-Medical Imaging									
<b>Number of Audits This Month</b>		<b>6</b>							
<b>Compliance Rating Todate</b>		<b>61%</b>							
<b>Acute Services - Pharmacy</b>									
1 ALT-Pharmacy	Dec-21	87	91	91	96	94	94	93	96
2 OHPCC-Pharmacy									
3 SWAH-Pharmacy									
<b>Number of Audits This Month</b>		<b>1</b>							
<b>Compliance Rating Todate</b>		<b>33%</b>							
<b>Women &amp; Children's Services - Health Care</b>									
1 ALT-Ward 48 Labour	Apr-21	99	99	100	97	97	95	98	97
2 ALT-Ward 47 Midwifery Led	Apr-21	99	98	98	100	95	97	98	100
3 ALT-Ward 45 Ante-natal									
4 ALT-Ward 46 Post-natal									
5 ALT-Ward 43 Gynaecology	Nov-21	80	88	86	89	98	97	100	100
6 OHPCC-Womens & Family Health									
7 SWAH-Delivery Suite	Nov-21	81	85	92	88	93	96	93	98
8 SWAH-Women's Health Centre	Dec-21	100							
9 ALT-Ward 49 NNICU	Apr-21	100	100	100	100	99	99	100	100



Ward / Facility	Date of Managerial Audit	Composite Managerial Audit Scores to Date				Previous Ward Audit			
		Overall	C	P	E	Overall	C	P	E
10 ALT-Ward 5									
11 ALT-Ward 6 Paediatrics	Oct-21	93	96	95	98	98	99	100	97
12 ALT-Butterfly Lodge	Oct-21	88	80	98	85	81	80	98	85
13 ALT-Ward 16	Oct-21	89	96	90	95	99	99	100	99
14 OHPCC-Childrens Centre									
15 SWAH-Neonatal Unit	Nov-21	87	91	92	95	98	99	99	100
16 SWAH-Childrens Ambulatory Care	Nov-21	95	96	94	98				
17 SWAH-Childrens Ward	Nov-21	100							
18 SWAH-Childrens Outpatients	Dec-21	97	99	98	98	94	96	97	98
19 ALT-GUM Clinic	Apr-21	91	82	97	96	100	100	100	100
20 SWAH-Milk Bank	Nov-21	88	98	92	89	95	99	95	93
<b>Number of Audits This Month</b>		<b>2</b>							
<b>Compliance Rating Todate</b>		<b>75%</b>							
<b>PCOP Services - Primary &amp; Community Care</b>									
1 Carrickmore Health Centre	Dec-21	78	88	81	90				
2 Castledearg Health Centre	Oct-21	90	97	94	92				
3 Claudy Health Centre									
4 Claudy Health Centre Treatment Room									
5 Dungiven Health Centre									
6 Dungiven Health Centre Treatment Room									
7 Erne Health Centre Treatment Room	Oct-21	84	87	87	94	91	93	93	94
8 Great James St Health Centre	Oct-21	90	94	94	96				
9 Great James St Health Centre Treatment Room	Oct-21	92	91	97	99	92	91	97	99
10 Irvinestown Health Centre	Dec-21	90	96	99	89				
11 Irvinestown Health Centre Treatment Room	Dec-21	98	100	98	98	92	81	94	100
12 Limavady Health Centre	Oct-21	90	97	93	92				
13 Lisnaskea Health Centre	Dec-21	97	99	98	98				
14 Lisnaskea Health Centre Treatment Room	Dec-21	97	100	98	96	90	97	95	90
15 Omagh HC Treatment Room	Dec-21	97	97	99	99	100	100	97	100
16 Rapid Response Derry	Sep-21	96	97	96	100	99	100	99	99
17 Rapid Response Fermanagh	Oct-21	81	86	91	90	81	86	91	90
18 Rapid Response Omagh	Dec-21	93	95	96	96	96	95	99	100
19 Rathmore Belleek Health Centre	Sep-21	78	94	78	90				
20 Rathmore Belleek Health Centre Treatment Room	Sep-21	95	98	97	97	93	90	100	100
21 Shantallow Health Centre	Dec-21	74	84	86	90				
22 Strabane Health Centre									
23 Strabane Health Centre Treatment Room									
24 Waterside Health Centre	Sep-21	86	93	81	93				
25 Waterside Health Centre Treatment Room	Sep-21	84	91	91	93	98	100	97	97

Ward / Facility	Date of Managerial Audit	Composite Managerial Audit Scores to Date				Previous Ward Audit			
		Overall	C	P	E	Overall	C	P	E
<b>Number of Audits This Month</b>		<b>8</b>							
<b>Compliance Rating Todate</b>		<b>76%</b>							
<b>PCOP Services - Secondary Care</b>									
1 ALT-Ward 40	Jun-21	87	94	87	95	99	96	100	100
2 ALT-Ward 42	Jun-21	94	96	95	97	98	99	99	94
3 SWAH - Ambulatory Day Care									
4 SWAH - Ward 5	Jul-21	91	91	92	90	95	94	96	95
5 SWAH - Ward 6	Jul-21	91	90	91	90	93	93	91	94
6 SWAH - Ward 7	Aug-21	95	96	99	97	95	92	96	97
7 OHPCC-Rehab Ward									
8 OHPCC-Ward 5 Palliative									
9 Waterside-Ward 3	Oct-21	95	99	96	97	99	99	100	99
10 Waterside-Ward 4	Oct-21	91	98	92	95	99	99	100	99
11 Waterside Hospital Main Areas									
12 PCOPS-OPALS South Wing Clinics									
<b>Number of Audits This Month</b>		<b>0</b>							
<b>Compliance Rating Todate</b>		<b>58%</b>							
<b>PCOP Services - Mental Health</b>									
1 T&F-Ash Villa									
2 T&F-Oak A&B									
3 Waterside-Ward 1									
4 Waterside-Ward 2									
<b>Number of Audits This Month</b>		<b>0</b>							
<b>Compliance Rating Todate</b>		<b>0%</b>							
<b>PCOP Services - HSDU</b>									
1 ALT-HSDU	Dec-21	100							
2 OHPCC-HSDU									
<b>Number of Audits This Month</b>		<b>1</b>							
<b>Compliance Rating Todate</b>		<b>50%</b>							
<b>PCOP Services - Care &amp; Accommodation</b>									
1 Beragh Day Centre	Sep-21	87	94	96	89				
2 Creggan Day Centre	Nov-21	95	97	100	97	97	100	100	95
3 Dromore Day Centre	Sep-21	87	92	90	95				
4 Drumhaw Day Centre	Nov-21	94	98	98	94	94	98	98	94
5 Foyleville Day Centre	Dec-21	89	92	95	98				
6 Gortin Day Centre									
7 Gortmore Day Centre	Oct-21	91	96	96	93	94	96	98	97
8 Greenfield Residential Home	Dec-21	95	99	97	96	95	99	97	96

Ward / Facility	Date of Managerial Audit	Composite Managerial Audit Scores to Date				Previous Ward Audit			
		Overall	C	P	E	Overall	C	P	E
9 Newtownstewart Day Centre	Oct-21	88	93	96	92				
10 Rectory Field Residential Home	Dec-21	88	93	95	94				
11 Seymour Gardens Residential Home	Dec-21	92	95	96	96	98	100	94	99
12 Strabane Day Centre	Dec-21	98	100	99	98	97	99	100	96
13 Tempo Road Day Centre	Nov-21	92	98	97	92	92	98	97	92
14 Thackery Day Centre	Nov-21	83	87	94	96	89	92	97	96
15 Thackery Place Residential Home	Nov-21	92	96	96	94	92	96	96	94
16 William Street Residential Home	Dec-21	84	91	94	90				
<b>Number of Audits This Month</b>		<b>6</b>							
<b>Compliance Rating Todate</b>		<b>94%</b>							
<b>PCOP Services - AHP</b>									
1 ALT-AHP Centre Adults									
2 ALT-Orthoptic Room	Nov-21	100							
3 ALT-Podiatry	Nov-21	100							
4 Bridgeview House Child Development Centre									
5 OHPCC-Adult's AHP									
6 OHPCC-Children's AHP									
7 OHPCC-Orthoptic									
8 OHPCC-Podiatry									
9 RV-Physiotherapy									
10 SWAH-Adult's AHP	Oct-21	94	97	95	96	92	96	85	93
11 SWAH-Children's AHP	Nov-21	100							
12 SWAH-Orthoptics	Aug-21	91	93	92	100	96	93	96	100
13 SWAH-Podiatry	Aug-21	100							
14 Woodview Assessment Clinic									
<b>Number of Audits This Month</b>		<b>0</b>							
<b>Compliance Rating Todate</b>		<b>43%</b>							
<b>Adult Mental Health &amp; Disability Services - Mental Health</b>									
1 Acute Day Care, Gransha	Sep-21	95	98	96	97	99	98	100	100
2 Alcohol & Drugs (ATU), Omagh	Nov-21	90	95	96	94				
3 Alcohol & Drugs, Woodlea House	Sep-21	85	90	94	92				
4 Arden Centre, Limavady	Sep-21	91	93	100	97	99	98	100	100
5 Cityside Recovery team, Slievemore House	Oct-21	83	92	86	93				
6 CMHT Key Woker Accommodation, SWAH	Sep-21	88	89	88	88				
7 Grangewood-Carrick	Sep-21	94	97	97	97	98	98	98	99
8 Grangewood-Evish	Sep-21	93	96	98	94	97	96	96	97
9 Hillside Day Centre, Strabane	Oct-21	93	95	97	98				
10 Limavady Recovery Team	Oct-21	91	96	91	96				

Ward / Facility	Date of Managerial Audit	Composite Managerial Audit Scores to Date				Previous Ward Audit			
		Overall	C	P	E	Overall	C	P	E
11 Lisnamallard Industries, Omagh	Oct-21	87	94	95	90				
12 Melrose Day Centre	Oct-21	85	91	92	96				
13 Omagh Recovery and Primary Care Teams	Nov-21	94	94	99	97				
14 Primary Care Liaison, Oldbridge House	Sep-21	85	89	93	96				
15 Psychological Therapies, Oldbridge House	Sep-21	91	95	96	97				
16 Rathview House	Nov-21	96	97	99	97				
17 Strabane Recovery Team	Oct-21	90	99	93	91				
18 T&F-Elm Ward	Jul-21	94	93	94	95	94	96	97	96
19 T&F-Erne House	Nov-21	95	98	99	95				
20 T&F-Forensic Service	Oct-21	89	96	87	93				
21 T&F-Lime Ward	Jul-21	98	100	97	97	99	98	100	100
22 T&F-Psychiatric Intensive Care	Jul-21	96	97	96	94	98	95	100	100
22 T&F-Rowan Villa	Oct-21	92	98	97	91				
23 Waterside Recovery Team	Oct-21	87	93	86	96				
<b>Number of Audits This Month</b>		<b>0</b>							
<b>Compliance Rating Todate</b>		<b>100%</b>							
<b>Adult Mental Health &amp; Disability Services - Learning Disability</b>									
1 Beltany Respite Facility	Oct-21	91	97	93	93	91	97	93	93
2 Benbradagh ATC	Sep-21	95	96	100	96	98	95	100	98
3 Berryburn Centre, Lakeview Hospital	Nov-21	93	96	94	98	100	100	100	100
4 Cottage Adult Respite	Sep-21	89	92	96	96	97	96	100	98
5 Creamery Residential Facility									
6 Evergreen Centre	Nov-21	96	96	97	100	99	100	99	99
7 Glenside ATC									
8 Lackaboy 2	Oct-21	91	93	98	96	91	93	98	96
9 Lakeview Support Area									
10 Lakeview-Brook Treatment Room									
11 Lisnaskea	Dec-21	96	99	97	96	96	99	100	89
12 Mantlin Residential Facility									
13 Maybrook ATC	Nov-21	89	91	97	96	95	94	98	95
14 Omagh Centre	Oct-21	90	97	95	91	98	93	100	100
15 Ralphs Close	Nov-21	99	99	100	99	97	100	100	96
16 Strule Lodge									
<b>Number of Audits This Month</b>		<b>1</b>							
<b>Compliance Rating Todate</b>		<b>63%</b>							
<b>Adult Mental Health &amp; Disability Services - Physical Disability</b>									
1 ALT-Spruce House	Oct-21	82	89	91	89	98	99	100	98
2 Glen Oaks previously FDRC									

Ward / Facility	Date of Managerial Audit	Composite Managerial Audit Scores to Date				Previous Ward Audit			
		Overall	C	P	E	Overall	C	P	E
3 Drumcoo Day Centre, Eniskillen									
<b>Number of Audits This Month</b>		<b>0</b>							
<b>Compliance Rating Todate</b>		<b>33%</b>							
<b>TOTAL NUMBER OF AUDITS THIS MONTH</b>		<b>33</b>							
<b>OVERALL COMPLIANCE RATING</b>		<b>70%</b>							

**Score Rating:**

- >= 91
- >= 75 and <= 90
- <= 74
- No audit done/No report received to date