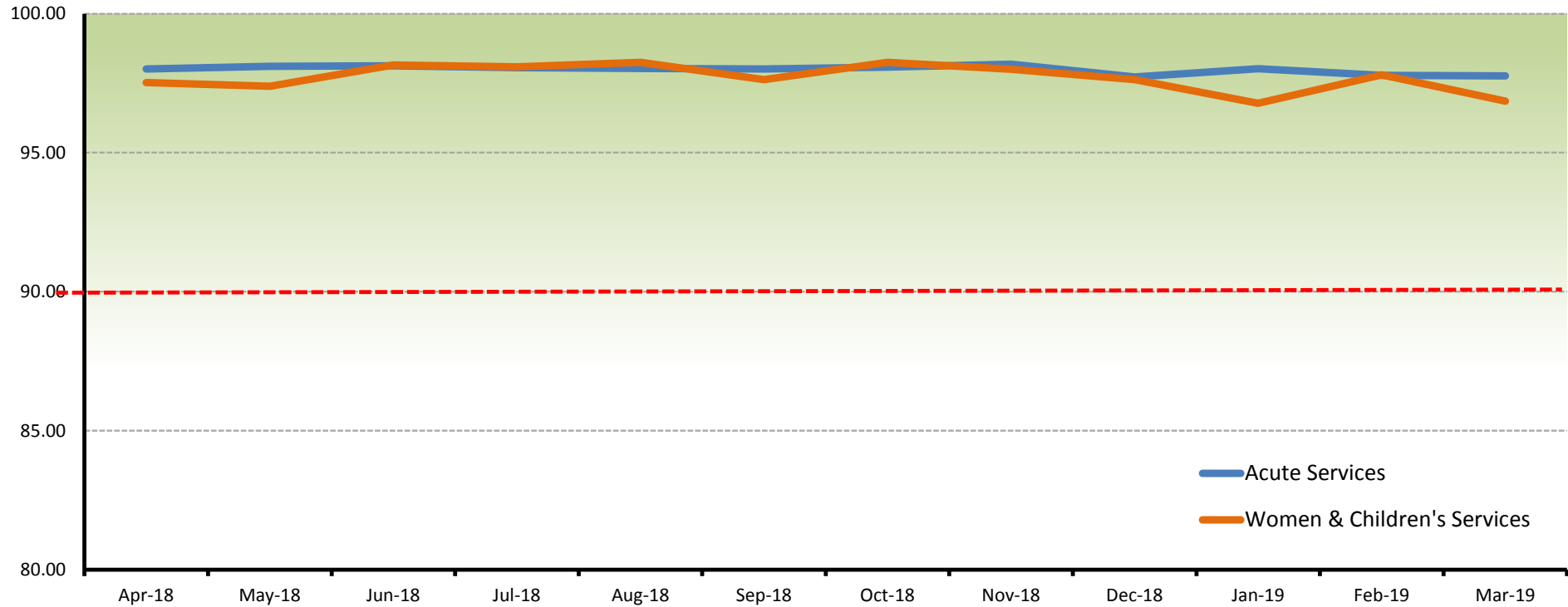


Trust Board Environmental Cleanliness Audit Report Overview January - March 2019

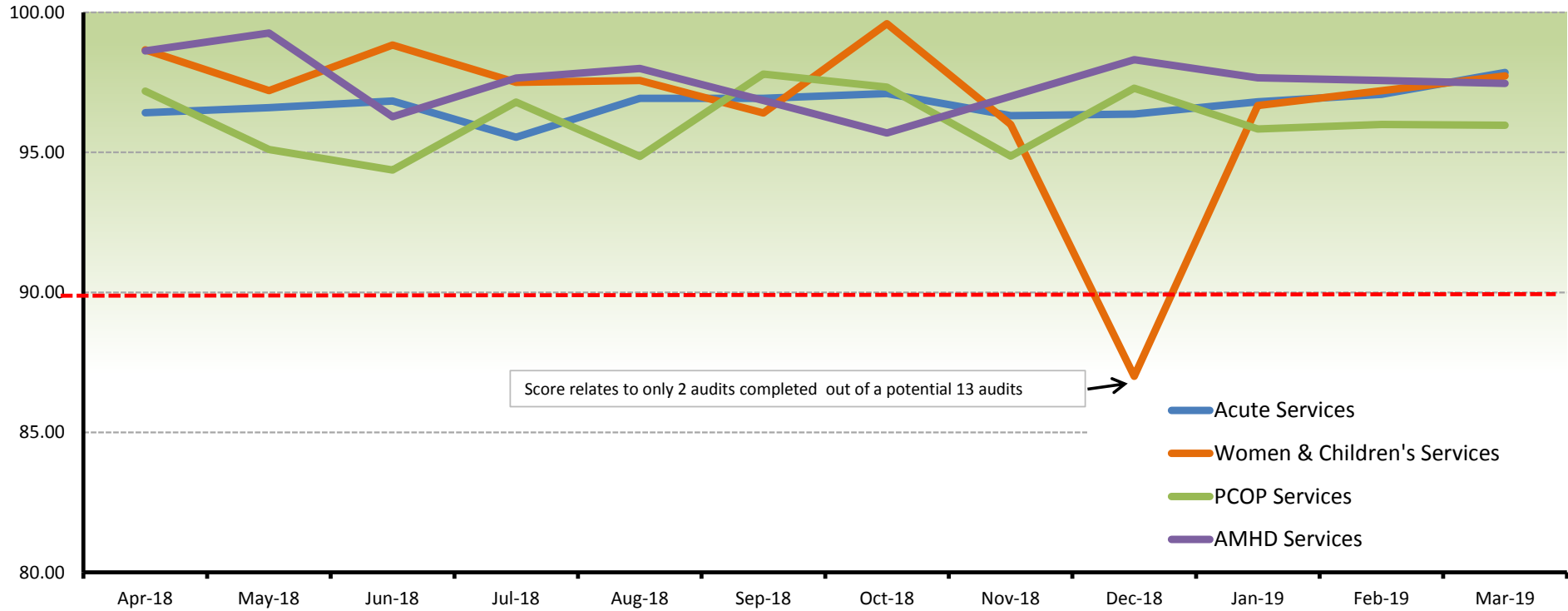
Bi-Monthly:	
January:	
Scores less than 75%:	<i>None</i>
Partial-compliant	ALT-Ward 48 Labour
1 out of 2 audits completed and reported:	
Overall Compliance:	96%
February:	
Scores less than 75%:	<i>None</i>
No audit completed/reported:	ALT-Sperrin Suite
Partial-compliant	ALT-Paediatics Recovery
1 out of 2 audits completed and reported:	ALT-Imaging Interventional Rooms
	ALT-Ward 50
	ALT-Ward 48 Labour
Overall Compliance:	89%
March:	
Scores less than 75%:	<i>None</i>
Partial-compliant	ALT-Ward 49 NNICU
1 out of 2 audits completed and reported:	
Overall Compliance:	96%
Quarterly:	
Scores less than 75%:	<i>None</i>
No audit completed/reported:	ALT-ACU
	ALT-CCU
	SWAH-Cardiac Investigations
End of the quarter compliance:	99%
6-Monthly:	
Scores less than 75%:	<i>None</i>
No audit completed/reported:	Rectory Field Residential Home
	SWAH-Laboratory
End of the 6-month compliance:	98%
Managerial:	

Scores less than 75%:	None
No audit completed/reported:	ALT-Cancer OPD
	ALT-DESU
	ALT-Endoscopy
	ALT-Laboratory
	OHPCC-Cardiac Assessment Unit
	OHPCC-Medical Imaging
	PCOPS-OPALS South Wing Clinics
	SWAH-Milk Bank
Compliance:	97%

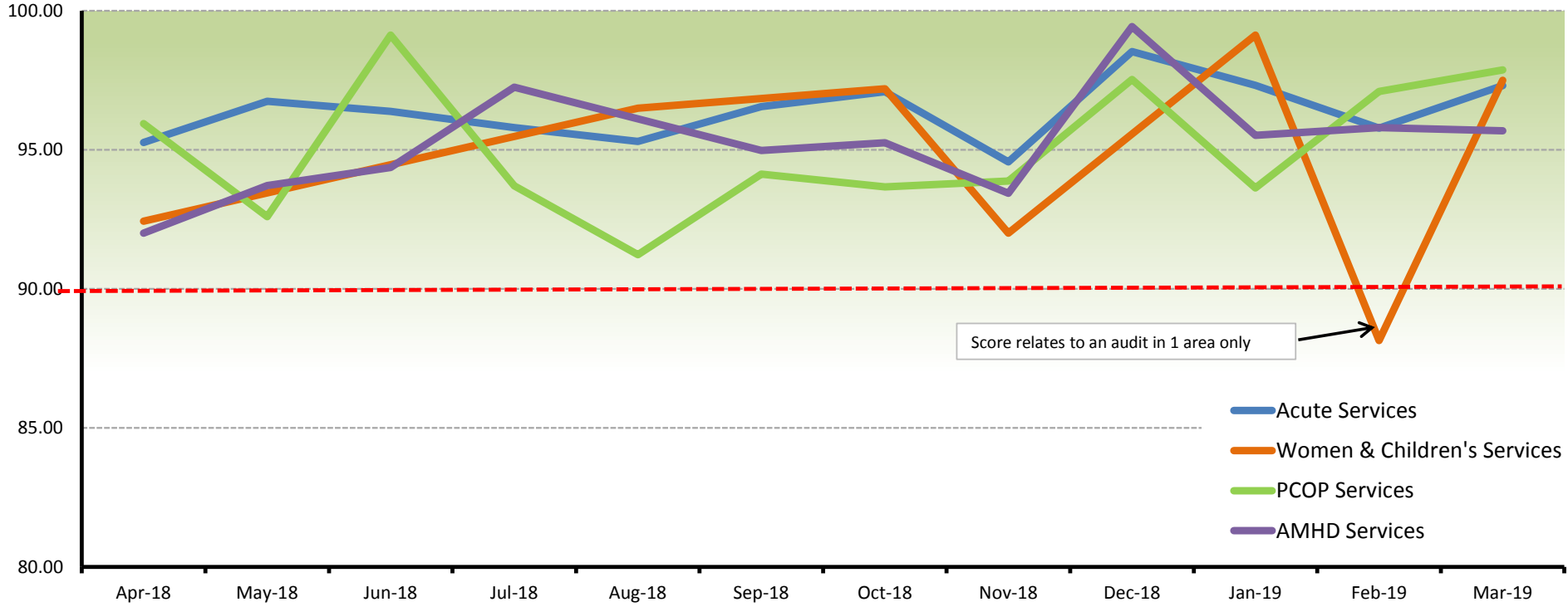
Directorates' Bi-Monthly Environmental Cleanliness Audits Average Scores



Directorates' Quarterly Environmental Cleanliness Audits Average Scores



Directorates' 6-Monthly Environmental Cleanliness Audits Average Scores



Managerial Environmental Cleanliness Audit Report

- 1 The Managerial Audit is an unannounced audit conducted by a team of Senior Staff with the objective of providing check and balance of self-assessed audits.
- 2 One (1) full audit per year per ward / department is required to be completed.
- 3 By the end of each quarter, each Division should have at least accomplished 25% compliance rating.
- 4 Action should be taken against results that have high discrepancy in scores between the managerial audit and ward audit.

Ward / Facility	Date of Managerial Audit	Composite Managerial Audit Scores to Date				Previous Ward Audit			
		Overall	C	P	E	Overall	C	P	E
Acute Services - Surgery									
1 ALT-DESU									
2 ALT-ICU	Apr-18	97	94	97	100	97	99	99	93
3 ALT-HDU	Apr-18	97	96	96	100	97	98	97	95
4 ALT-Theatre - 1	Jul-18	93	95	86	100	97	100	100	87
5 ALT-Theatre - 2	Jul-18	96	95	93	100	96	95	100	99
6 ALT-Theatre - 3	Jul-18	95	97	92	96	98	98	99	98
7 ALT-Theatre - 4	Jul-18	95	95	98	97	97	96	100	95
8 ALT-Theatre - 5	Jul-18	95	97	89	100	100	100	100	99
9 ALT-Theatre - 6	Jul-18	96	92	94	100	98	98	99	97
10 ALT-Theatre - 7	Jul-18	98	95	98	100	97	95	100	98
11 ALT-Theatres - Recovery	Sep-18	97	93	97	100	98	98	98	97
12 ALT-DCU - Theatre	Aug-18	96	98	90	100	100	99	99	98
13 ALT-DCU - Eye Theatre	Aug-18	96	98	91	100	98	98	100	100
14 ALT-Ward 31	Jun-18	97	99	96	96	98	99	97	97
15 ALT-EPU	Feb-19	98	97	99	98	97	96	98	97
16 ALT-Ward 2 TOU	May-18	91	91	91	90	97	92	100	100
17 ALT-Ward 32 ESU	Jun-18	97	98	98	97	98	96	98	99
18 ALT-Ward 7	Jun-18	93	93	96	91	98	97	100	97
19 ALT-Head & Neck Ward	Jun-18	91	94	97	83	97	97	95	98
20 ALT-Elective Orthopaedics Unit	Dec-18	90	95	86	91	98	99	98	98
21 ALT-Fracture Clinic	Aug-18	96	99	90	98	97	95	99	97
22 ALT-Ophthalmology	Mar-19	99	98	100	100	99	98	100	100
23 ALT-Outpatients	Jun-18	97	92	100	100	98	95	100	98
24 ALT-Pre-Op Assessment	Mar-19	95	91	95	100	98	95	100	100
25 OHPCC-Main Theatres /Anaesthetic Rooms	Mar-19	97	95	98	99	99	99	99	99
26 OHPCC-DPU Ward Area	May-18	94	90	93	99	97	96	98	99
27 OHPCC-Outpatients	Jun-18	94	93	90	98	99	100	100	97

Ward / Facility	Date of Managerial Audit	Composite Managerial Audit Scores to Date				Previous Ward Audit			
		Overall	C	P	E	Overall	C	P	E
28 OHPCC-Pain Clinic	Jun-18	93	97	86	95	99	98	98	100
29 OHPCC-Pre-Op Assessment	Jun-18	95	93	91	98	99	97	100	100
30 SWAH-Critical Care	Jul-18	98	100	99	96	97	97	97	96
31 SWAH-DPU Ward	Sep-18	92	94	88	94				
32 SWAH-Ward 8	Apr-18	88	84	91	89	97	95	98	98
33 SWAH-Ward 9	Jul-18	92	87	94	94	93	87	94	100
34 SWAH-Main Theatres	Apr-18	91	92	87	94	96	94	95	99
35 SWAH-Outpatients	Apr-18	91	88	93	94	99	99	98	99
36 SWAH-Pre-Op Assessment	Apr-18	88	83	86	94	98	95	100	100
37 Roe Valley-Outpatients	Feb-19	98	95	100	100	94	94	99	90
38 Urology Specialist Nurses Clinic	May-18	97	93	100	100	98	95	100	100
Number of Audits This Month		3							
Compliance Rating Todate		97%							
Acute Services - Emergency									
1 ALT-A&E	Nov-18	85	90	81	85	92	97	98	98
2 ALT-Ward 41 AMU	Dec-18	92	96	84	96	92	96	82	96
3 ALT-Anderson's House	Sep-18	97	94	98	98	96	93	100	95
4 ALT-Cardiac Investigations	Jan-19	88	94	83	87	99	98	100	100
5 ALT-Cath Lab	May-18	84	84	74	94	99	99	98	100
6 ALT-Cath Lab 2	May-18	84	84	74	94	99	99	98	100
7 ALT-CCU	Jan-19	93	97	95	86	97	98	99	93
8 ALT-ACU	Jul-18	97	94	100	97	97	97	97	97
9 ALT-Ward 24 previously Ward 1	May-18	96	97	93	98	93	94	92	93
10 ALT-Renal Unit	Dec-18	88	89	87	86	99	99	100	100
11 ALT-Ward 22 previously Ward 20	Nov-18	94	94	96	91	96	96	98	94
12 ALT-Ward 9 Rheumatology Infusion Unit	Oct-18	93	89	95	95	98	97	100	98
13 ALT-Ward 21 Respiratory Nurse Specialists	Mar-19	95	91	95	100				
14 ALT-Ward 26 previously Ward 3	Sep-18	92	93	94	89	98	98	96	94
15 ALT-Ward 44	Jun-18	95	97	93	95	98	100	96	99
16 SWAH-Accident & Emergency	Apr-18	86	92	78	88	94	92	92	98
17 SWAH-Cardiac Unit	Jul-18	87	82	84	94	95	94	95	96
18 SWAH-Ward 1 MSAU	Jul-18	90	91	87	93	96	95	95	97
19 SWAH-Ward 2	May-18	92	90	89	96	96	95	96	97
20 SWAH-Ward 3	May-18	89	96	77	93	95	89	98	98
21 SWAH-Cardiac Investigations	May-18	86	81	92	85	96	93	97	99
22 OHPCC-Cardiac Assessment Unit									
23 OHPCC-Cardiac Investigations	Nov-18	90	90	83	98	96	95	99	94
24 OHPCC-Renal Unit	May-18	98	96	99	99	99	98	98	99
25 OHPCC-Urgent Care Centre	Jun-18	94	97	85	100	96	95	98	96

Ward / Facility	Date of Managerial Audit	Composite Managerial Audit Scores to Date				Previous Ward Audit			
		Overall	C	P	E	Overall	C	P	E
Number of Audits This Month		1							
Compliance Rating Todate		96%							
Acute Services - Diagnostics & Clinical Support									
1 ALT-Biochemistry	Jun-18	87	84	76	100	91	96	94	93
2 ALT-Breast Screening Unit	Feb-19	96	94	97	98				
3 ALT-Cancer Centre Radiology	Jan-19	99	99	100	97	99	99	100	99
4 ALT-Cancer OPD									
5 ALT-Endoscopy									
6 ALT-Laboratory									
7 ALT-Medical Imaging	Jan-19	96	99	97	93	99	98	98	100
8 ALT-Body Store	Sep-18	99	97	100	100	97	96	98	97
9 ALT-Sperrin Suite	Sep-18	96	95	94	99	100	99	100	100
10 ALT-Ward 50	Aug-18	97	97	94	99	95	96	92	99
11 Roe Valley-Xray Dept	Feb-19	97	100	90	100	95	98	88	100
12 SWAH-Laboratory	Oct-18	86	90	75	94	95	92	93	100
13 SWAH-Medical Imaging	Sep-18	85	80	76	98	94	90	93	99
14 SWAH-Body Store	May-18	91	93	85	95	100	96	100	100
15 SWAH-DPU Endoscopy	Sep-18	94	92	96	96	99	98	100	99
16 OHPCC-Endoscopy	Jan-19	95	96	92	98	99	97	100	100
17 OHPCC-Outreach Chemotherapy	Jun-18	94	97	85	100	100	100	100	100
18 OHPCC-Medical Imaging									
Number of Audits This Month		0							
Compliance Rating Todate		78%							
Acute Services - Pharmacy									
1 ALT-Pharmacy	Jun-18	93	87	91	100	99	99	100	99
2 OHPCC-Pharmacy	Jun-18	94	99	84	100	98	97	98	98
3 SWAH-Pharmacy	Dec-18	94	97	91	94	96	95	94	99
Number of Audits This Month		0							
Compliance Rating Todate		100%							
Women & Children's Services - Health Care									
1 ALT-Ward 48 Labour	Sep-18	97	100	93	99				
2 ALT-Ward 47 Midwifery Led	Sep-18	92	92	86	98	98	95	100	100
3 ALT-Ward 45 Ante-natal	Sep-18	97	100	93	99	98	100	94	99
4 ALT-Ward 46 Post-natal	Sep-18	96	97	95	96	97	98	95	97
5 ALT-Ward 43 Gynaecology	Nov-18	94	97	90	95	100	99	100	100
6 OHPCC-Womens & Family Health	Feb-19	98	95	98	100				
7 SWAH-Delivery Suite	Sep-18	93	99	89	93	98	98	98	97
8 SWAH-Women's Health Centre	Nov-18	92	88	92	97	94	90	94	98

Ward / Facility	Date of Managerial Audit	Composite Managerial Audit Scores to Date				Previous Ward Audit			
		Overall	C	P	E	Overall	C	P	E
9 ALT-Ward 49 NNICU	Nov-18	99	98	98	100	100	100	100	99
10 ALT-Ward 6 Paediatrics	Dec-18	91	92	90	91	96	96	98	94
11 ALT-Butterfly Lodge	Jan-19	88	86	86	93	98	96	100	100
12 ALT-Ward 16	Dec-18	91	90	90	93	98	96	100	100
13 OHPCC-Childrens Centre	Jul-18	97	94	99	98	98	95	100	100
14 SWAH-Neonatal Unit	Aug-18	98	98	99	96	98	97	100	96
15 SWAH-Childrens Ambulatory Care	Jun-18	96	97	91	98				
16 SWAH-Childrens Ward	Oct-18	93	95	89	94	96	94	98	97
17 SWAH-Childrens Outpatients	Sep-18	92	94	87	94	99	98	100	100
18 ALT-GUM Clinic	Sep-18	94	94	93	94	99	98	100	100
19 SWAH-Milk Bank									
Number of Audits This Month		0							
Compliance Rating Todate		95%							
Women & Children's Services - Physical Disability									
1 ALT-Spruce House	Jan-19	91	89	87	97	97	94	98	99
2 Glen Oaks previously FDRC	Jan-19	98	99	95	99	97	100	98	93
3 Drumcoo Day Centre, Eniskillen	Jan-19	88	84	88	93	92	93	95	88
Number of Audits This Month		0							
Compliance Rating Todate		100%							
PCOP Services - Primary & Community Care									
1 Carrickmore Health Centre	Sep-18	65	76	50	70				
2 Castlederg Health Centre	Oct-18	87	92	73	96				
3 Claudy Health Centre	Nov-18	91	86	87	97				
4 Claudy Health Centre Treatment Room	Nov-18	100	100	100	100	100	100	100	100
5 Dungiven Health Centre	Nov-18	83	85	73	91				
6 Dungiven Health Centre Treatment Room	Nov-18	96	97	95	96	96	99	100	90
7 Erne Health Centre Treatment Room	Oct-18	93	93	96	91	97	94	100	93
8 Great James St Health Centre	Aug-18	88	85	87	92				
9 Great James St Health Centre Treatment Room	Aug-18	99	97	100	100	100	79	100	100
10 Irvinestown Health Centre	Aug-18	69	72	59	75				
11 Irvinestown Health Centre Treatment Room	Aug-18	94	90	95	96	98	94	100	100
12 Irvinestown Podiatry	Aug-18	61	71	65	45				
13 Limavady Health Centre	Aug-18	91	98	80	96				
14 Lisnaskea Dental	Jul-18	91	93	86	95				
15 Lisnaskea Health Centre	Jul-18	76	73	64	91				
16 Lisnaskea Health Centre Treatment Room	Jul-18	83	69	85	96	96	93	100	93
17 Lisnaskea Podiatry	Jul-18	83	100	50	100				
18 Omagh HC Treatment Room	May-18	97	96	97	98	96	95	98	96
19 Rapid Response Derry	Oct-18	96	98	94	97	100	99	100	99

Ward / Facility	Date of Managerial Audit	Composite Managerial Audit Scores to Date				Previous Ward Audit			
		Overall	C	P	E	Overall	C	P	E
20 Rapid Response Fermanagh	Oct-18	98	97	98	100	96	91	98	100
21 Rapid Response Omagh	Jun-18	94	97	85	100	99	98	100	100
22 Rathmore Belleek Health Centre	Jul-18	80	89	57	93				
23 Rathmore Belleek Health Centre Treatment Room	Jul-18	97	96	96	100	100	100	100	100
24 Shantallow Health Centre	Jan-19	78	74	77	84				
25 Strabane Health Centre	Jun-18	88	92	81	90				
26 Strabane Health Centre Treatment Room	Jun-18	90	85	92	93	96	93	99	95
27 Waterside Health Centre	Jul-18	80	76	72	94				
28 Waterside Health Centre Treatment Room	Jul-18	92	89	95	93	99	100	97	99
Number of Audits This Month		0							
Compliance Rating Todate		100%							
PCOP Services - Secondary Care									
1 ALT-Ward 40	Mar-19	97	98	98	96	97	98	98	96
2 ALT-Ward 42	Mar-19	91	97	85	91				
3 SWAH - Ambulatory Day Care	Nov-18	97	99	95	98				
4 SWAH - Ward 5	May-18	89	87	93	86	95	93	95	97
5 SWAH - Ward 6	Jun-18	92	95	87	93	90	81	92	98
6 SWAH - Ward 7	May-18	92	91	91	93	93	84	97	99
7 OHPCC-Rehab Ward	Nov-18	90	91	84	94				
8 OHPCC-Ward 5 Palliative	Nov-18	94	95	87	99	94	94	100	89
9 Waterside-Ward 3	Jun-18	97	97	98	97	97	96	99	95
10 Waterside-Ward 4	Jun-18	93	88	93	98	98	96	100	99
11 Waterside Hospital Main Areas	Sep-18	86	87	85	86	94	89	99	94
12 PCOPS-OPALS South Wing Clinics									
Number of Audits This Month		2							
Compliance Rating Todate		92%							
PCOP Services - Mental Health									
1 T&F-Ash Villa	May-18	92	92	90	94	100	99	100	100
2 T&F-Oak A&B	May-18	91	92	89	91	98	95	100	100
3 Waterside-Ward 1	May-18	99	100	100	98	94	89	99	94
4 Waterside-Ward 2	May-18	99	100	99	97	98	97	99	99
Number of Audits This Month		0							
Compliance Rating Todate		100%							
PCOP Services - HSDU									
1 ALT-HSDU	Mar-19	97	95	99	98	97	95	99	98
2 OHPCC-HSDU	Feb-19	96	98	97	95	99	96	100	100
Number of Audits This Month		1							
Compliance Rating Todate		100%							

Ward / Facility	Date of Managerial Audit	Composite Managerial Audit Scores to Date				Previous Ward Audit			
		Overall	C	P	E	Overall	C	P	E
PCOP Services - Care & Accommodation									
1 Beragh Day Centre	Dec-18	94	93	100	88				
2 Creggan Day Centre	Nov-18	92	94	88	93	94	94	100	88
3 Dromore Day Centre	Dec-18	93	92	96	92				
4 Drumhaw Day Centre	Oct-18	92	87	98	93	94	84	100	98
5 Foyleville Day Centre	Sep-18	88	89	96	80	95	96	100	90
6 Gortin Day Centre	Nov-18	76	97	75	55				
7 Gortmore Day Centre	Nov-18	91	92	87	93	98	94	100	100
8 Greenfield Residential Home	Dec-18	97	100	98	94	96	93	100	96
9 Newtownstewart Day Centre	Oct-18	89	92	87	88				
10 Rectory Field Residential Home	Sep-18	93	92	93	93	99	98	100	99
11 Seymour Gardens Residential Home	Sep-18	91	89	94	89	96	89	100	98
12 Strabane Day Centre	Dec-18	98	98	97	98	96	93	98	96
13 Tempo Road Day Centre	Oct-18	86	89	76	91	100	100	100	100
14 Thackery Day Centre	Nov-18	92	97	92	86	96	98	100	89
15 Thackery Place Residential Home	Nov-18	90	94	87	90	97	97	98	94
16 William Street Residential Home	Sep-18	87	89	83	88	97	100	100	92
Number of Audits This Month		0							
Compliance Rating Todate		100%							
PCOP Services - AHP									
1 ALT-AHP Centre Adults	Jan-19	95	96	93	98	93	92	90	96
2 ALT-Orthoptic Room	Jul-18	98	100	95	98	64	62	38	91
3 ALT-Podiatry	Aug-18	93	87	92	100	93	91	89	98
4 Bridgeview House Child Development Centre	Feb-19	92	94	91	91	92	94	91	91
5 OHPCC-Adult's AHP	Oct-18	96	97	91	100	98	96	99	100
6 OHPCC-Children's AHP	Jul-18	96	93	96	99	98	93	100	100
7 OHPCC-Orthoptic	May-18	84	78	77	95	92	89	94	92
8 OHPCC-Podiatry	Jul-18	96	97	90	100	98	93	100	100
9 RV-Physiotherapy	Feb-19	98	95	100	100				
10 SWAH-Adult's AHP	May-18	91	95	83	94	93	94	93	92
11 SWAH-Children's AHP	Sep-18	92	94	87	94	98	94	100	100
12 SWAH-Orthoptics	May-18	83	87	77	95	98	94	100	100
13 SWAH-Podiatry	May-18	82	82	78	86				
14 Woodview Assessment Clinic	Feb-19	87	92	78	92	88	93	78	92
Number of Audits This Month		0							
Compliance Rating Todate		100%							
Adult Mental Health & Disability Services - Mental Health									
1 Acute Day Care, Gransha	Jan-19	99	98	98	100	99	97	100	100
2 Alcohol & Drugs (ATU), Omagh	Dec-18	79	62	85	91				

Ward / Facility	Date of Managerial Audit	Composite Managerial Audit Scores to Date				Previous Ward Audit			
		Overall	C	P	E	Overall	C	P	E
3 Alcohol & Drugs, Woodlea House	Jan-19	97	96	96	98				
4 Arden Centre, Limavady	Jan-19	96	98	89	100	94	94	98	89
5 Carrick, Grangewood	Dec-18	92	85	93	98				
6 Cityside Recovery team, Slievemore House	Jan-19	83	72	85	91				
7 CMHT Key Woker Accommodation, SWAH	Jul-18	98	99	99	95	98	98	100	97
8 Evis, Grangewood	Jul-18	98	98	98	97	98	99	99	95
9 Hillside Day Centre, Strabane	Mar-19	89	80	90	98	98	98	98	97
10 Limavady Recovery Team	Jan-19	94	96	88	97				
11 Lisnamallard Industries, Omagh	Feb-19	97	96	96	100				
12 Melrose Day Centre	Dec-18	91	88	83	100				
13 Omagh Recovery and Primary Care Teams	Jan-19	88	99	68	98				
14 Primary Care Liaison, Oldbridge House	Nov-18	93	98	87	93				
15 Psychological Therapies, Oldbridge House	Nov-18	90	87	85	98				
16 Strabane Recovery Team	Mar-19	85	91	78	87				
17 T&F-Elm Ward	Sep-18	89	95	86	87	100	100	100	100
18 T&F-Erne House	Sep-18	81	69	79	95				
19 T&F-Forensic Service	Sep-18	90	91	88	90				
20 T&F-Lime Ward	Sep-18	97	99	98	94	100	100	100	100
21 T&F-Psychiatric Intensive Care	Sep-18	84	79	86	89	94	90	98	94
22 T&F-Rowan Villa	Sep-18	96	96	100	92				
23 Waterside Recovery Team	Dec-18	87	80	84	96				
Number of Audits This Month		2							
Compliance Rating Todate		100%							
Adult Mental Health & Disability Services - Learning Disability									
1 Beltany Respite Facility	Sep-18	92	95	90	89	96	86	100	98
2 Benbradagh ATC	Oct-18	97	98	96	98				
3 Berryburn Centre, Lakeview Hospital	Sep-18	95	97	92	97	100	100	100	99
4 Cottage Adult Respite	Oct-18	99	100	100	96	99	99	100	99
5 Creamery Residential Facility	Nov-18	92	85	97	93	97	98	98	96
6 Evergreen Centre	Nov-18	97	95	97	100	97	93	99	100
7 Glenside ATC	Sep-18	99	98	98	99	93	89	100	90
8 Lackaboy 2	Nov-18	87	82	95	85	82	84	82	85
9 Lakeview Support Area	Sep-18	98	100	95	100	100	100	100	99
10 Lakeview-Brook Treatment Room	Mar-19	100	100	100	100	100	100	100	100
11 Lisnaskea	Jan-19	91	92	89	93	95	91	97	96
12 Mantlin Residential Facility	Nov-18	96	97	96	96	100	100	100	100
13 Maybrook ATC	Oct-18	92	90	91	95	87	89	91	81
14 Omagh Centre	Sep-18	89	93	81	92	98	95	100	100
15 Ralphs Close	Sep-18	91	86	88	99	97	99	100	91

Ward / Facility	Date of Managerial Audit	Composite Managerial Audit Scores to Date				Previous Ward Audit			
		Overall	C	P	E	Overall	C	P	E
16 Strule Lodge	Sep-18	96	97	96	94				
Number of Audits This Month		1							
Compliance Rating Todate		100%							
TOTAL NUMBER OF AUDITS THIS MONTH		10							
OVERALL COMPLIANCE RATING		97%							