

# Statistical Fact Sheet

## Employment Vacancies Notified to the Department for Communities – Quarter One 2017/18 Financial Year

**Date of Publication:**  
26th July 2017

**Frequency of Publication:**  
Quarterly

**Issued By:**  
Analytical Services Unit  
Department for  
Communities  
Lighthouse Building  
Gasworks Business Park  
Belfast  
BT7 2JB

**Public Enquires:**  
Analytical Services  
(028) 90 829351

**Statistician:**  
Eugene Curran

**Email:**  
asu@communities-  
ni.gov.uk

**Internet:**  
<https://www.communities-ni.gov.uk/topics/dfc-statistics-and-research>

**Links:**  
[Statistical Tables](#)  
[Notes to Readers](#)

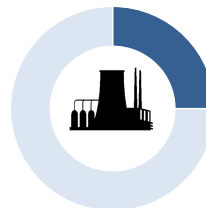
This Statistical Fact Sheet, which is published three times a year (along with a more detailed annual bulletin), presents key information on employment vacancies which have been notified to the Department for Communities (DfC) JobCentres / Jobs & Benefits Offices (JCs and J&BOs). The statistics presented here do not relate to the total unsatisfied demand for staff by employers, but to only those vacant positions that have been notified by employers to DfC.

In the first quarter of the 2017/18 financial year there were 15,005 vacancies notified to JCs and J&BOs, a decrease of 975 (6%) when compared against the same period in the 2016/17 financial year.




### Standard Occupational Classification

**22%** of Vacancies are for 'Elementary' positions e.g. farm workers, bar staff, etc.



### Standard Industrial Classification

**26%** of Vacancies are for 'Other Services' positions e.g. hairdressing, repair of goods, etc.

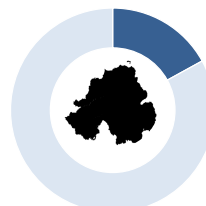


### Northern Ireland Multiple Deprivation Measure

**30%** of Vacancies are in the most deprived areas of Northern Ireland.

### Northern Ireland JobCentre/Jobs & Benefits Office

**16%** of Vacancies notified to the Shaftesbury Square JBO.

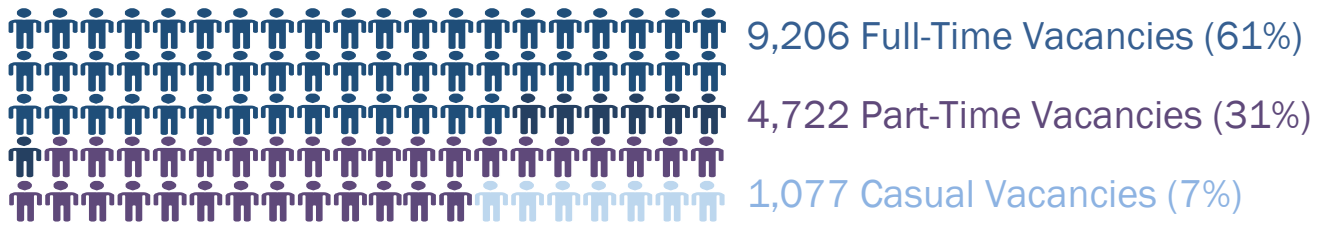


### Yearly Comparison

Quarter 1 2016/17 15,980 Vacancies

Quarter 1 2017/18 15,005 Vacancies

When the 15,005 vacancies notified to the DfC in quarter one 2017/18 are broken down into full-time, part-time and casual vacancies there are;

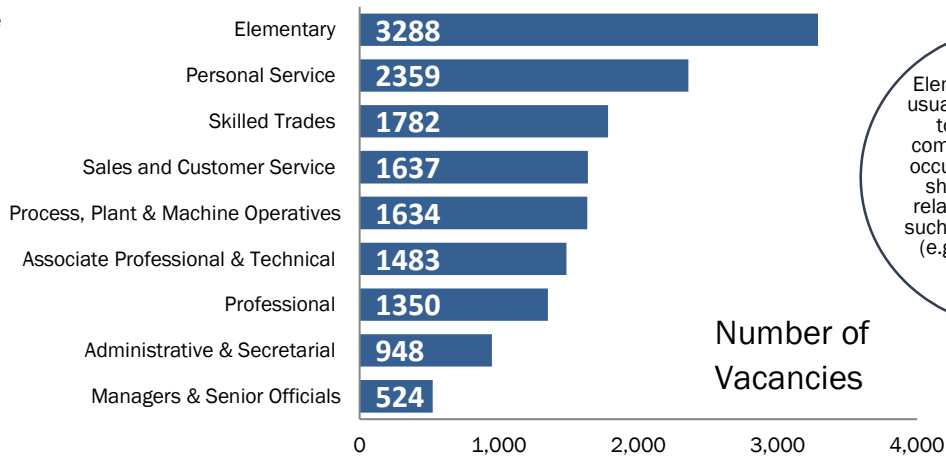


- Quarter one is made up of April, May and June 2017.
- The majority of vacancies notified to the Department are full time vacancies.
- The proportion of full-time/part-time/casual vacancies continues to remain relatively constant from the last quarter of 2016/17 into the first quarter of the 2017/18 financial year.



## Standard Occupational Classification

The chart opposite presents the Standard Occupational Classification 2000 (SOC 2000), used to organise vacancies notified to the JCs and J&BOs into job groups according to skill level and skill specialisation. Further information, including definitions, relating to the Standard Occupational Classification (2000) can be found [here](#).



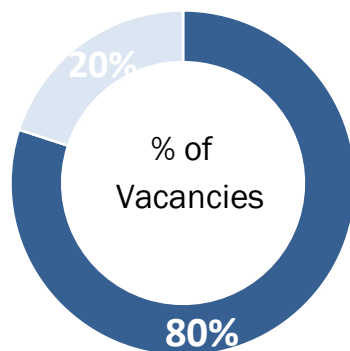
Elementary occupations usually require education to be completed to compulsory level. Some occupations may require short periods of work related training in areas such as health and safety (e.g. farm workers; bar staff; cleaners).



## Standard Industrial Classification

The top 5 industrial classifications make up 80% (11,967) of the total number of vacancies notified in this quarter.

In this section the Standard Industrial Classification 2007 (SIC 2007) is used to organise vacancies notified to the J&BOs by the type of economic activity in which they are engaged into twenty one categories. Vacancies are assigned the SIC 2007 code of the employer that notified them. Further information, including definitions, relating to the SIC 2007 can be found [here](#).



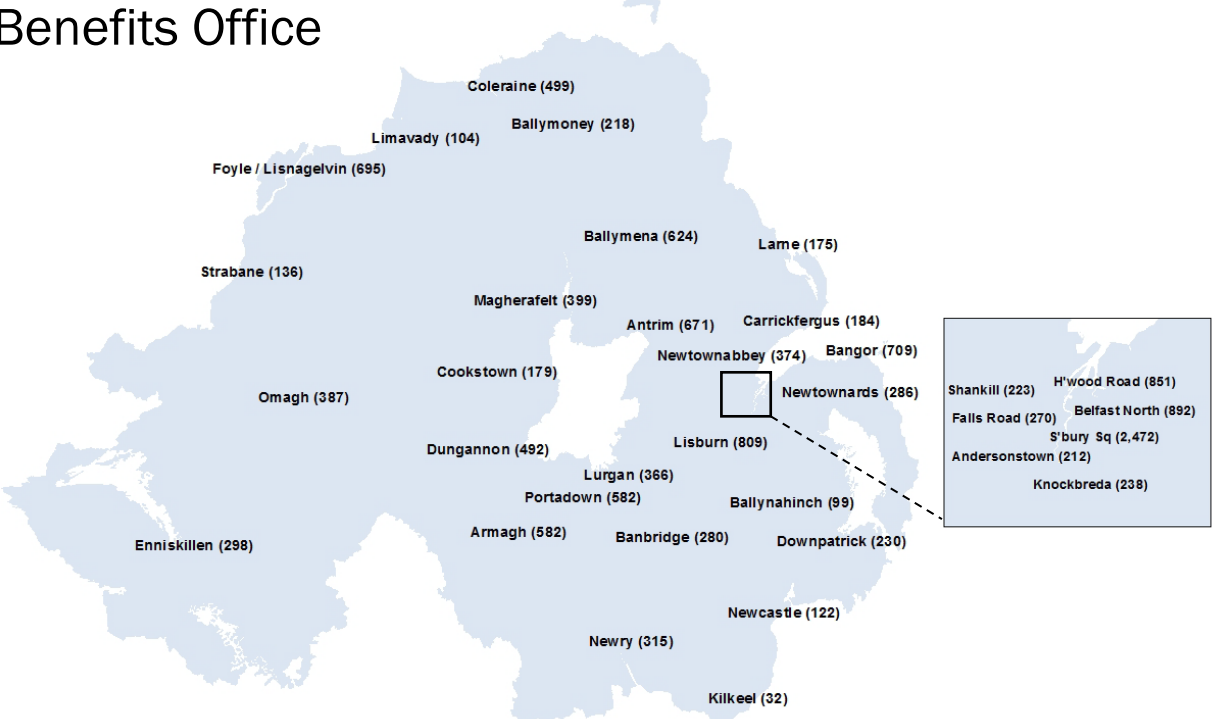
- Top 5 Categories**
- Other Services - 3,911
  - Administration/Support Services - 2,806
  - Accommodation/Food Services - 1,959
  - Wholesale/Retail Trade - 1,740
  - Human Health/Social Work - 1,551

Other Services includes the activities of membership organisations; personal service activities such as hairdressing; and the repair of personal and household goods such as computers.



## Northern Ireland JobCentre / Jobs & Benefits Office

Notified vacancies (in brackets) are presented here by JC and J&BO. The purpose is not to rank JC and J&BOs by the number of notified vacancies, but rather to gain an understanding of the spread of notified vacancies at a local level. Vacancies notified to Lisnagelvin J&BO are coded under Foyle J&BO on Client Management System (CMS); they are therefore grouped together in this publication.



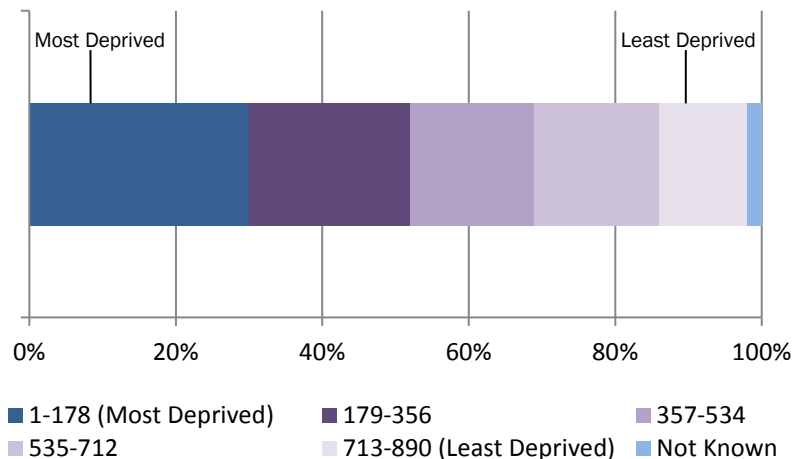
- In the first quarter of 2017/18 the JCs and J&BOs with the largest numbers of vacancies were; Shaftesbury Square with 2,472 (16%), Belfast North with 892 (6%), Holywood Road with 851 (6%), Lisburn with 809 (5%) and Bangor 709 (5%).
- Of the 35 JCs and J&BOs, 17 have recorded an increase in the number of vacancies notified to them in quarter one 2017/18 when compared with quarter one 2016/17.



## Northern Ireland Multiple Deprivation Measure

This Deprivation Measure divides Northern Ireland into 890 super output areas. Each area is assigned a rank according to its level of deprivation, 1 being the most deprived and 890 the least. Vacancies notified to the J&BOs are assigned by their location to each deprivation area. Further information relating to the Northern Ireland Multiple Deprivation Measure (2010), including information about how 'deprivation' is calculated can be found [here](#).

% of Vacancies



In the first quarter of the 2017/18 financial year the data suggests the greatest proportions of vacancies occurred in the most deprived areas of Northern Ireland. Some 30% of vacancies were listed in the most deprived 20% of areas compared to 12% of vacancies for the least deprived 20% of areas.