

Statistical Fact Sheet

Employment Vacancies Notified to the Department for Communities – Quarter Two 2018/19 Financial Year

Date of Publication:
31st October 2018

Frequency of Publication:
Quarterly

Issued By:
Analytical Services Unit
Department for
Communities
Lighthouse Building
Gasworks Business Park
Belfast
BT7 2JB

Public Enquires:
Analytical Services
(028) 90 829335

Statistician:
Thomas Coyle

Email:
asu@communities-
ni.gov.uk

Internet:
<https://www.communities-ni.gov.uk/topics/dfc-statistics-and-research>

Links:
[Statistical Tables](#)
[Notes to Readers](#)

This Statistical Fact Sheet, which is published three times a year (along with a more detailed annual bulletin), presents key information on employment vacancies which have been notified to the Department for Communities (DfC) JobCentres / Jobs & Benefits Offices (JCs and J&BOs). The statistics presented here do not relate to the total unsatisfied demand for staff by employers, but to only those vacant positions that have been notified by employers to DfC.

In the second quarter of the 2018/19 financial year there were 16,135 vacancies notified to JCs and J&BOs, an increase of 650 (4.2%) when compared against the same period in the 2017/18 financial year. Along with the increase in the number of vacancies overall in this quarter, the results also suggest that patterns of regional and industrial/occupational distribution of vacancies have been stable for this period.


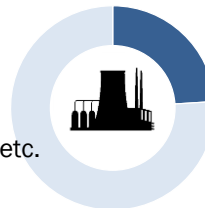


Standard Occupational Classification

24% of Vacancies are for 'Elementary' positions e.g. Kitchen and Catering Assistants, Security Staff etc.

Standard Industrial Classification

23% of Vacancies are for 'Administrative and Support Service' positions e.g. Call centres, Cleaners, etc.



Northern Ireland Multiple Deprivation Measure

34% of Vacancies are in the most deprived areas of Northern Ireland.

Yearly Comparison

Quarter 2 2017/18 **15,485** Vacancies

Quarter 2 2018/19 **16,135** Vacancies

When the 16,135 vacancies notified to the DfC in quarter two 2018-19 are broken down into full-time, part-time and casual vacancies there are;



10,178 Full-Time Vacancies (63%)

4,987 Part-Time Vacancies (31%)

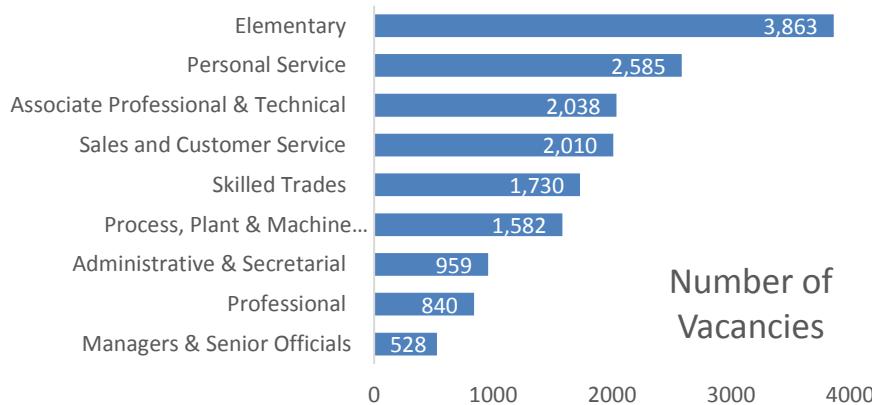
970 Casual Vacancies (6%)

- Quarter Two is made up of July, August and September 2018.
- The majority of vacancies notified to the department are full time vacancies.
- The proportion of full-time/part-time/casual vacancies continues to remain relatively constant from the first quarter of 2018/19 into the second quarter of the 2018/19 financial year.



Standard Occupational Classification

The chart opposite presents the Standard Occupational Classification 2000 (SOC 2000), used to organise vacancies notified to the JCs and J&BOs into job groups according to skill level and skill specialisation. Further information, including definitions, relating to the Standard Occupational Classification (2000) can be found [here](#).

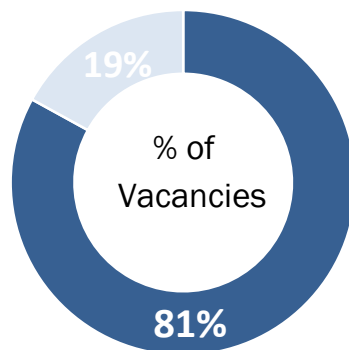


Elementary occupations usually require education to be completed to compulsory level. Some occupations may require short periods of work related training in areas such as health and safety (e.g. farm workers; bar staff; cleaners).



Standard Industrial Classification

The top 5 industrial classifications make up 81% (13,128) of the total number of vacancies notified in this quarter.



- Top 5 Categories**
- Administration/Support Services - 3,658
 - Other Services - 3,312
 - Accommodation/Food Services - 2,110
 - Wholesale/Retail Trade - 2,045
 - Human Health/Social Work - 2,003

Administrative and Support Service
Activities: Activities that support general business operations (e.g. renting and leasing; employment agency activities).

In this section the Standard Industrial Classification 2007 (SIC 2007) is used to organise vacancies notified to the JCs & JBOs by the type of economic activity in which they are engaged into twenty one categories. Vacancies are assigned the SIC 2007 code of the employer that notified them. Further



Northern Ireland JobCentre / Jobs & Benefits Offices

Notified vacancies (in brackets) are presented here by JC and J&BO. The purpose is not to rank JCs and J&BOs by the number of notified vacancies, but rather to gain an understanding of the spread of notified vacancies at a local level. Vacancies notified to Lisnagelvin J&BO are coded under Foyle J&BO on Client Management System (CMS); they are therefore grouped together in this publication.

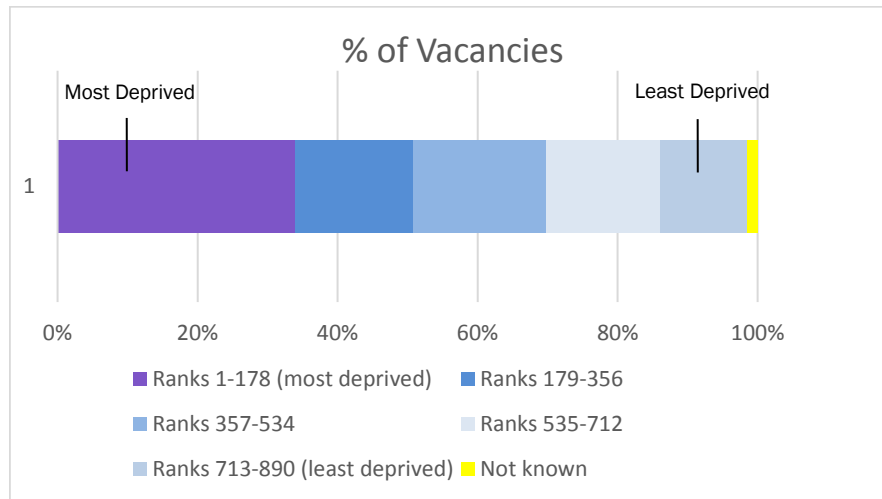


- In the second quarter of 2018/19, the JCs and J&BOs with the largest numbers of vacancies were; Shaftesbury Square with 2,357 (15%), Armagh with 1,297 (8%), Holywood Road with 1,152 (7%), Belfast North with 1,098 (7%) and Foyle/Lisnagelvin with 792 (5%).
- The majority of Job Centres (22/35) reported an increase in the number of reported vacancies between the first and second quarter for 2018/19
- 34% of all reported vacancies were in the Belfast City Council LGD area.



Northern Ireland Multiple Deprivation Measure

This Deprivation Measure divides Northern Ireland into 890 super output areas. Each area is assigned a rank according to its level of deprivation, 1 being the most deprived and 890 the least. Vacancies notified to the J&BOs are assigned by their location to each deprivation area. Further information relating to the Northern Ireland Multiple Deprivation Measure (2010), including information about how 'deprivation' is calculated can be found [here](#).



In the second quarter of the 2018/19 financial year the data suggests the greatest proportions of vacancies occurred in the most deprived areas of Northern Ireland. Some 34% of vacancies were listed in the most deprived 20% of areas compared to 12% of vacancies for the least deprived 20% of areas.