

# Statistical Fact Sheet

## Employment Vacancies Notified to the Department for Communities – Quarter Three 2018/19 Financial Year

**Date of Publication:**  
30th January 2019

**Frequency of Publication:**  
Quarterly

**Issued By:**  
Analytical Services Unit  
Department for  
Communities  
Lighthouse Building  
Gasworks Business Park  
Belfast  
BT7 2JB

**Public Enquires:**  
Analytical Services  
(028) 90 829335

**Statistician:**  
Deaglan Page

**Email:**  
asu@communities-  
ni.gov.uk

**Internet:**  
<https://www.communities-ni.gov.uk/topics/dfc-statistics-and-research>

**Additional Material:**  
Statistical Tables  
Notes to Readers

This Statistical Fact Sheet, which is published three times a year (along with a more detailed annual bulletin), presents key information on employment vacancies which have been notified to the Department for Communities (DfC) JobCentres / Jobs & Benefits Offices (JCs and J&BOs). The statistics presented here do not relate to the total unsatisfied demand for staff by employers, but to only those vacant positions that have been notified by employers to DfC.

In the third quarter of the 2018/19 financial year there were 13,491 vacancies notified to JCs and J&BOs, an increase of 1,521 (13%) when compared against the same period in the 2017/18 financial year.




### Standard Occupational Classification

**23%** of Vacancies are for 'Elementary' positions e.g. farm workers, bar staff, etc.



### Standard Industrial Classification

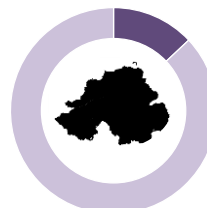
**29%** of Vacancies are for 'Administrative and Support Service' e.g. reception, financial planning etc.



### Northern Ireland Multiple Deprivation Measure

**30%** of Vacancies are in the 20% most deprived areas of Northern Ireland.

**Northern Ireland JobCentre/Jobs & Benefits Office**  
Armagh J&BO had the highest number of notified vacancies, accounting for **13%** of the Northern Ireland total.



### Yearly Comparison

Quarter 3 2017/18 11,970 Vacancies

Quarter 3 2018/19 13,491 Vacancies

## Type of Vacancy

Of the 13,941 vacancies notified to DfC in quarter three (Oct – Dec) 2018/19:



7,703 are Full-Time Vacancies (57%)

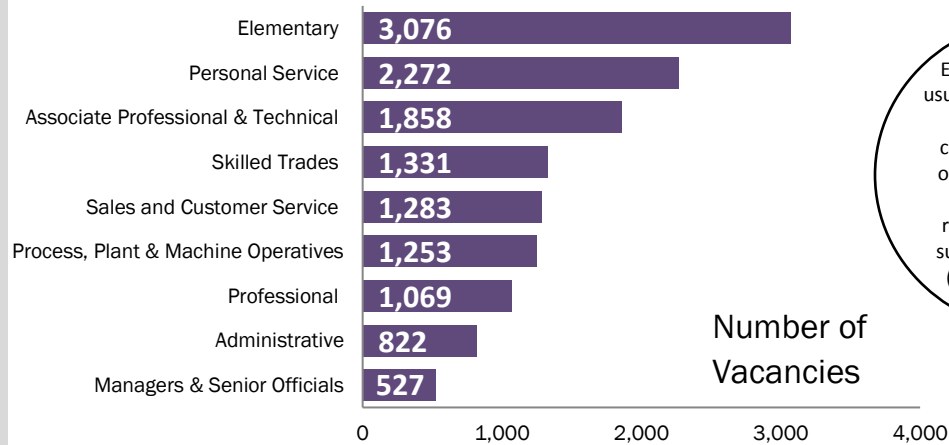
5,023 are Part-Time Vacancies (37%)

765 are Casual Vacancies (6%)

The proportion of full-time/part-time vacancies has altered slightly compared to the previous two quarters. The number of Full Time vacancies has fallen by approximately 6% and the number of Part Time vacancies has risen by approximately 6%.

## Standard Occupational Classification

The chart opposite presents the Standard Occupational Classification 2000 (SOC 2000), used to organise vacancies notified to the JCs and J&BOs into job groups according to skill level and skill specialisation. Further information, including definitions, relating to the Standard Occupational Classification (2000) can be found in the Notes to Readers.

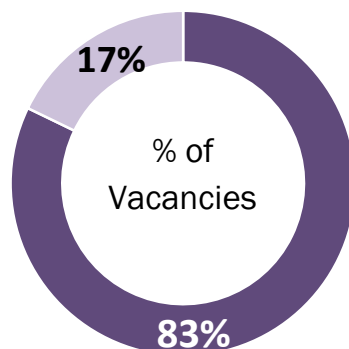


Elementary occupations usually require education to be completed to compulsory level. Some occupations may require short periods of work related training in areas such as health and safety (e.g. farm workers, bar staff, cleaners)

## Standard Industrial Classification

In this section the Standard Industrial Classification 2007 (SIC 2007) is used to organise vacancies notified to the J&BOs by the type of economic activity in which they are engaged into twenty one categories. Vacancies are assigned the SIC 2007 code of the employer that notified them. Further information, including definitions, relating to the SIC 2007 can be found in the Notes to Readers.

The top 5 industrial classifications make up 83% (11,249) of the total number of vacancies notified in this quarter.



### Top 5 Categories

Administration/Support Services - 3,876  
 Other Services - 2,833  
 Accommodation/Food Services - 1,570  
 Human Health/Social Work - 1,569  
 Wholesale/Retail Trade - 1,401

Administrative and Support Service Activities includes a variety of activities that support general business such as reception, financial planning, billing and record keeping

# Northern Ireland JobCentre / Jobs & Benefit Offices

Notified vacancies (in brackets) are presented here by JC and J&BO. The purpose is not to rank JCs and J&BOs by the number of notified vacancies, but rather to gain an understanding of the spread of notified vacancies at a local level. Vacancies notified to Lisnagelvin J&BO are coded under Foyle J&BO on Client Management System (CMS); they are therefore grouped together in this publication.

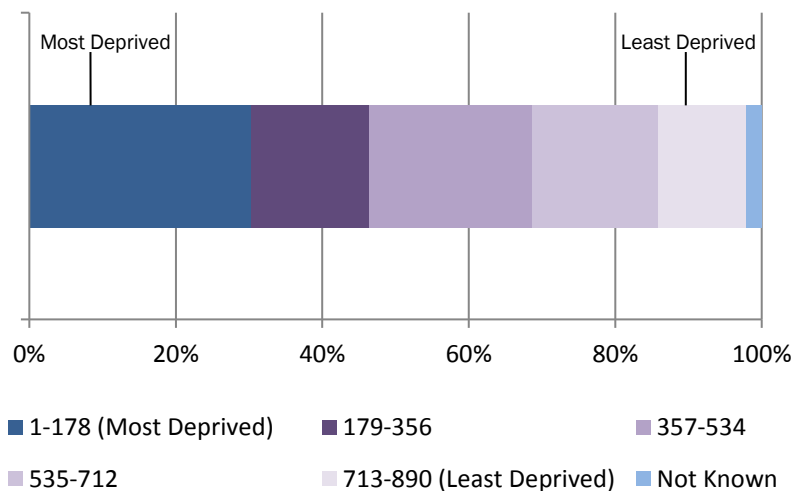


- In the third quarter of 2018/19 the JCs and J&BOs with the largest numbers of vacancies were; Armagh with 1,751 (13%), Shaftesbury Square with 1,675 (12%), Hollywood Road with 959 (7%), Belfast North with 861 (6%), Lisburn with 671 (5%), and Foyle with 637 (5%).
- Of the 35 JCs and J&BOs, 23 have recorded an increase in the number of vacancies notified to them in quarter three 2018/19 when compared with quarter three 2017/18. The number of vacancies reported to Armagh J&BO increased from 833 to 1,751 (110%).

# Northern Ireland Multiple Deprivation Measure

This Deprivation Measure divides Northern Ireland into 890 super output areas. Each area is assigned a rank according to its level of deprivation, 1 being the most deprived and 890 the least. Further information relating to the Northern Ireland Multiple Deprivation Measure (2017), including information about how 'deprivation' is calculated can be found in the Notes to Readers.

% of Vacancies



In the third quarter of the 2018/19 financial year the data suggests the greatest proportions of vacancies occurred in the most deprived areas of Northern Ireland. Some 30% of vacancies were listed in the 20% most deprived areas compared to 13% of vacancies for the 20% least deprived areas.