



Statistical Factsheet

Employment Vacancies Notified to the Department for Communities – Quarter Three 2019/20 Financial Year

Date of Publication:
29th January 2020

Frequency of Publication:
Quarterly

Issued By:
Professional Services Unit
Department for
Communities
Causeway Exchange
1-7 Bedford Street
Belfast
BT2 7EG

Public Enquires:
Professional Services
02890 515416

Statistician:
Philip McCurley

Email:
psu@communities-ni.gov.uk

Internet:
<https://www.communities-ni.gov.uk/topics/dfc-statistics-and-research>

Additional Material:
Statistical Tables
Notes to Readers

This Statistical Factsheet, which is published three times a year (along with a more detailed annual bulletin), presents key information on employment vacancies which have been notified to the Department for Communities (DfC). The statistics presented here do not relate to the total unsatisfied demand for staff by employers, but to only those vacant positions that have been notified by employers to DfC.

In the third quarter (October to December) of the 2019/20 financial year there were 19,221 vacancies notified to DfC, a decrease of 836 (4%) from the previous Quarter. It should be noted that seasonality factors can impact vacancy trends.



Standard Occupational Classification
29% of Vacancies are for 'Associate Professional and Technical Occupation' positions e.g. Science and Engineering Technicians, IT Service Delivery, etc.

Standard Industrial Classification
21% of Vacancies are for 'Other Service Activities' e.g. activities of membership organisations, hairdressing, etc.



Northern Ireland Multiple Deprivation Measure
27% of Vacancies are in the most deprived 20% of areas in Northern Ireland.

Northern Ireland JobCentre/Jobs & Benefits Office
Holywood Road J&BO had the highest number of notified vacancies, accounting for **22%** of the Northern Ireland total.



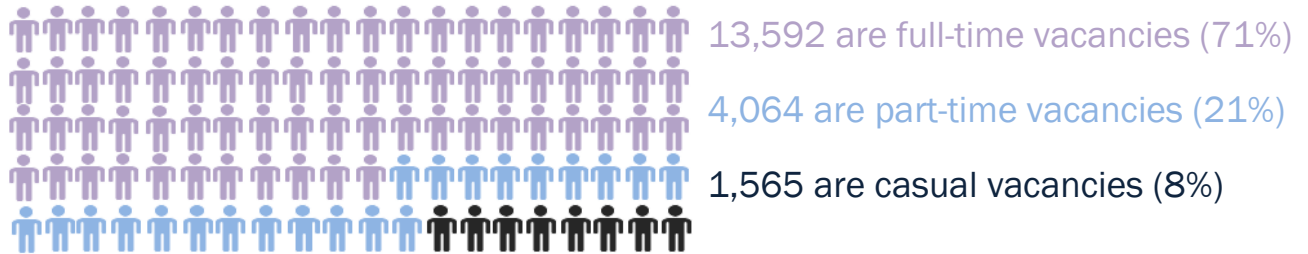
Comparison with Previous Quarter

Quarter 2 2019/20 20,057 Vacancies

Quarter 3 2019/20 19,221 Vacancies

Type of Vacancy

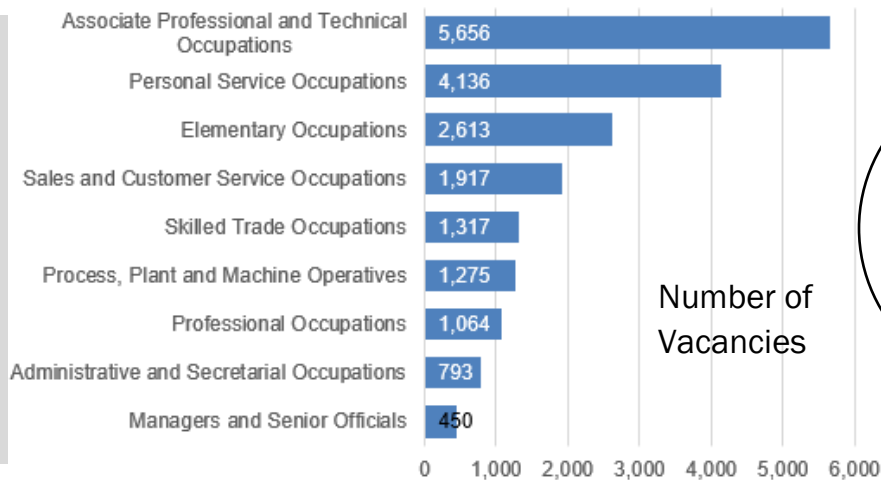
Of the 19,221 vacancies notified to DfC in quarter three (October to December) 2019/20:



The proportion of vacancies that are full time has increased when compared to part-time/casual positions during the previous quarter. 71% of vacancies are for full-time positions, while just over a fifth (21%) relate to part-time with 8% representing casual vacancies.

Standard Occupational Classification

The chart opposite presents the Standard Occupational Classification 2000 (SOC 2000), used to organise vacancies notified to DfC into job groups according to skill level and skill specialisation. Further information, including definitions, relating to the Standard Occupational Classification (2000) can be found in the Notes to Readers.

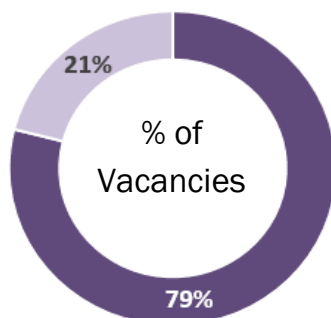


Associate Professional and Technical Occupations assume operational responsibility and give technical support to Managers, Directors and Senior Officials (E.g. Science and engineering technicians, draughtspersons, IT service delivery etc).

Standard Industrial Classification

In this section the Standard Industrial Classification 2007 (SIC 2007) is used to organise vacancies notified to DfC by the type of economic activity in which they are engaged into twenty one categories. Vacancies are assigned the SIC 2007 code of the employer that notified them. Further information, including definitions, relating to the SIC 2007 can be found in the Notes to Readers.

The top 5 industrial classifications make up 79% (15,199) of the total number of vacancies notified in this quarter.



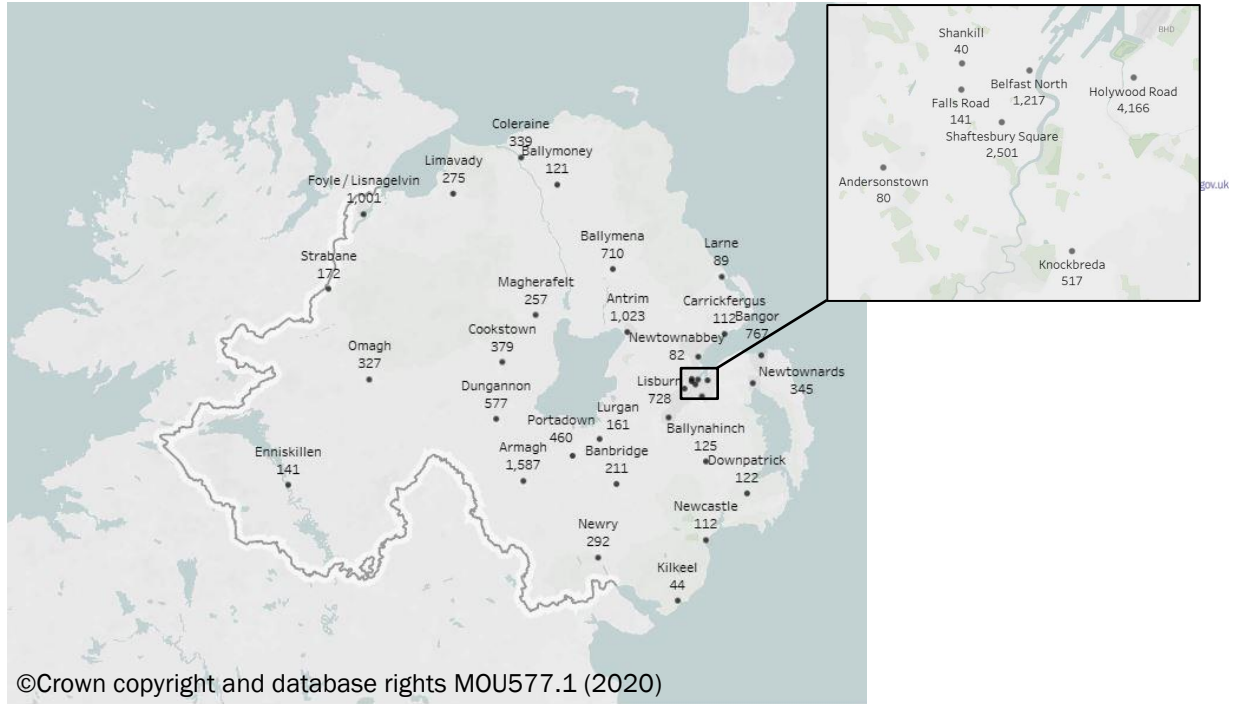
Top 5 Categories

Other Services - 3,952
 Administration/Support Services - 3,822
 Public Administration/Defence - 3,540
 Human Health/Social Work - 2,400
 Accommodation/Food Services - 1,485

Other Service Activities include the activities of membership organisations, the repair of computers and personal and household goods and a variety of personal service activities not covered elsewhere (E.g. Services such as washing of textiles, hairdressing etc).

Northern Ireland JobCentre / Jobs & Benefit Offices

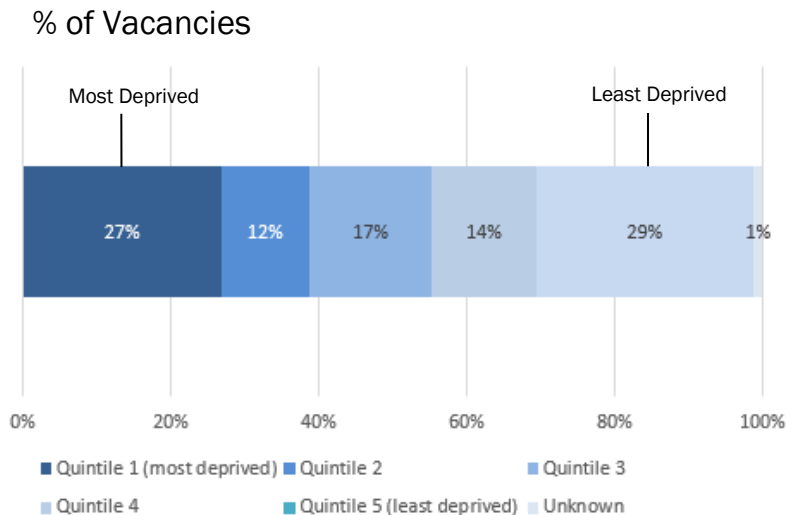
Notified vacancies are presented here by JC and J&BO. The purpose is not to rank JCs and J&BOs by the number of notified vacancies, but rather to gain an understanding of the spread of notified vacancies at a local level. Vacancies notified to Lisnagelvin J&BO are coded under Foyle J&BO on Client Management System (CMS); they are therefore grouped together in this publication.



- In the third quarter of 2019/20 the JCs and J&BOs with the largest numbers of vacancies were; Hollywood Road with 4,166 (22%), Shaftesbury Square with 2,501 (13%), Armagh with 1,587 (8%), Belfast North with 1,217 (6%) and Antrim with 1,023 (5%).

Northern Ireland Multiple Deprivation Measure

The NI Deprivation Measure (2017) divides Northern Ireland into 890 super output areas. Each area is assigned a rank according to its level of deprivation, 1 being the most deprived and 890 the least. Further information on the Deprivation Measures can be found in the Notes to Readers.



In the third quarter of the 2019/20 financial year the data suggests 27% of vacancies were listed in the 20% most deprived areas while 29% of vacancies were located in the 20% least deprived areas.