



Statistical Fact Sheet

Employment Vacancies Notified to the Department for Employment and Learning – Quarter Three 2015/16 Financial Year

Date of Publication:
27th January 2016

Frequency of Publication:
Quarterly

Issued By:
Analytical Services
Department for Employment
and Learning
6th Floor
Gloucester House
57 - 63 Chichester Street
Belfast
BT1 4RA

Public Enquires:
Analytical Services
(028) 90 257514

Statistician:
Eugene Curran

Email:
analyticalservices@delni.gov.uk

Internet:
<http://www.delni.gov.uk/index/Statsandresearch>

Links:
[Statistical Tables](#)
[Notes to Readers](#)

This Statistical Fact Sheet, which is published three times a year (along with a more detailed annual bulletin), presents key information on job vacancies which have been notified to the Department for Employment and Learning (DEL) JobCentres / Jobs & Benefits Offices (JCs and J&BOs). The statistics presented here do not relate to the total unsatisfied demand for staff by employers, but to only those vacant positions that have been notified by employers to DEL.

In the third quarter of 2015/16 there were 11,969 vacancies notified to JCs and J&BOs, a decrease of 1% when compared against the same period in the 2014/15 financial year. Employer subsidy programmes such as those within the Youth Employment Scheme and First Start accounted for 12% of the 12,098 vacancies notified in the third quarter of 2014/15. Those programmes were discontinued in April 2015; however a scaled back version of employer subsidy was reintroduced on the 30th November 2015.




Standard Occupational Classification

22% of Vacancies are for 'Personal Service' positions e.g. dental nurses, care assistants, etc.



Standard Industrial Classification

26% of Vacancies are for 'Other Services' positions e.g. hairdressing, repair of goods, etc.



Northern Ireland Multiple Deprivation Measure

34% of Vacancies are in the most deprived areas of Northern Ireland.



Northern Ireland Jobcentre/Jobs & Benefits Office

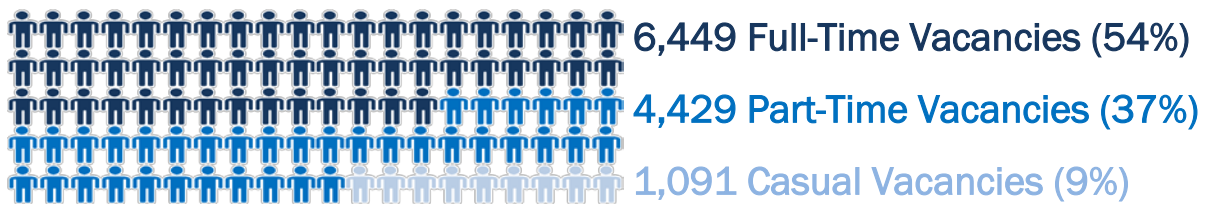
18% of total Vacancies were notified to Shaftesbury Square J&BO.

Yearly Comparison

Q3 2014/15: **12,098** Vacancies.

Q3 2015/16: **11,969** Vacancies.

When the **11,969** vacancies notified to the Department for Employment and Learning in Quarter Three 2015/16 are broken down into full-time, part-time and casual vacancies there are;

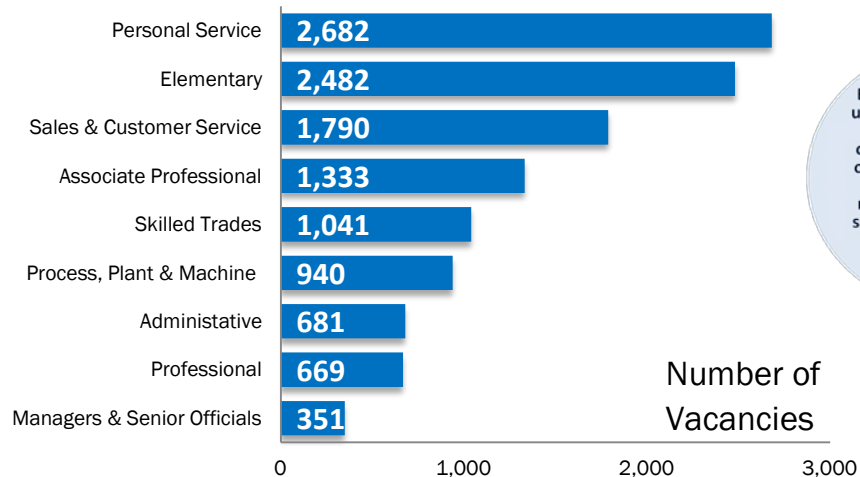


- Quarter 3 is made up of October, November and December.
- The majority of vacancies notified to the department are Full Time Vacancies.
- The proportion of full-time/part-time/casual vacancies continues to remain relatively constant from the second quarter into the third quarter of the 2015/16 financial year.



Standard Occupational Classification

The chart opposite presents the Standard Occupational Classification 2000 (SOC 2000) used to organise vacancies notified to the J&BOs into job groups according to skill level and skill specialisation. Further information, including definitions, relating to the Standard Occupational Classification (2000) can be found [here](#).



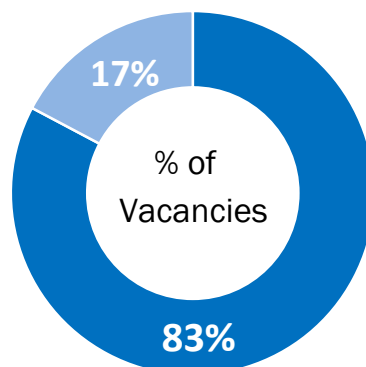
Elementary occupations usually require education to be completed to compulsory level. Some occupations may require short periods of work related training in areas such as health and safety (e.g. farm workers; bar staff; cleaners).



Standard Industrial Classification

In this section the Standard Industrial Classification 2007 (SIC 2007) is used to organise vacancies notified to the J&BOs by the type of economic activity in which they are engaged into twenty one categories. Vacancies are assigned the SIC 2007 code of the employer that notified them. Further information, including definitions, relating to the SIC 2007 can be found [here](#).

The top 5 industrial classifications make up 83% (9,905) of the total number of vacancies notified in this quarter.



Top 5 Categories

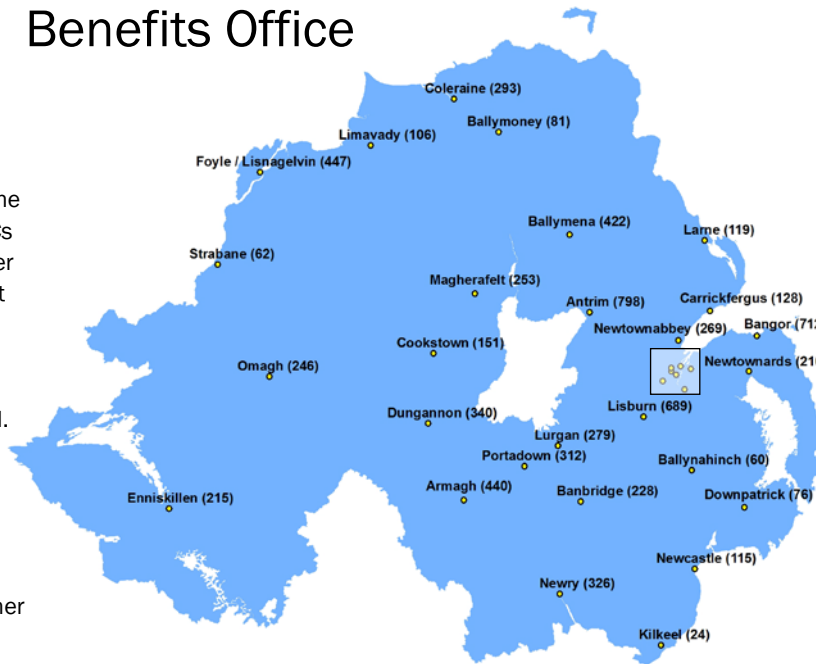
- Other Services - 3,167
- Human Health/Social Work - 2,026
- Administration/Support Services - 1,999
- Wholesale/Retail Trade - 1,465
- Accommodation/Food Services - 1,248

Other Services includes the activities of membership organisations; personal service activities such as hairdressing; and the repair of personal and household goods such as computers.



Northern Ireland JobCentre / Jobs & Benefits Office

Notified vacancies (in brackets) are presented here by JCs and J&BO. The purpose is not to rank JCs and J&BOs by the number of notified vacancies, but rather to gain an understanding of the spread of notified vacancies at a local level. Vacancies notified to Lisnagelvin J&BO are coded under Foyle J&BO on Client Management System (CMS); they are therefore grouped together in this publication.

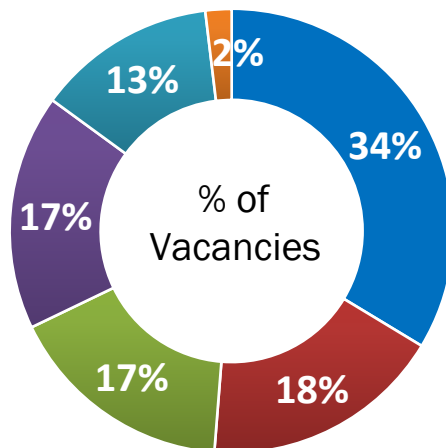


- In the Third Quarter of 2015/16 the JCs and J&BOs with the largest numbers of vacancies were; Shaftesbury Square with 2,162 (18%), Antrim with 798 (7%), Holywood Road with 770 (6%), Bangor with 712 (6%) and Lisburn with 689 (6%).
- Of the 35 JCs and J&BOs, 10 have recorded an increase in the number of vacancies notified to them in Quarter two 2015/16 when compared with Quarter two 2014/15 including; Holywood Road 770 compared to 522, Antrim 798 compared to 597, Shaftesbury Square 2,162 compared to 1,986, Bangor 712 compared to 585, and Lisburn 689 compared to 619.



Northern Ireland Multiple Deprivation Measure

This Deprivation Measure divides Northern Ireland into 890 super output areas. Each area is assigned a rank according to its level of deprivation, 1 being the most deprived and 890 the least. Vacancies notified to the J&BOs are assigned by their location to each deprivation area. Further information relating to the Northern Ireland Multiple Deprivation Measure (2010), including information about how 'deprivation' is calculated can be found [here](#).



In the second Quarter of the 2015/16 financial year the data suggests the greatest proportions of vacancies occurred in the most deprived areas of Northern Ireland. Some 34% of vacancies were listed in the most deprived 20% of areas compared to 13% of vacancies for the least deprived 20% of areas.

- 1-178 (Most Deprived)
- 179-356
- 357-534
- 535-712
- 713-890 (least Deprived)
- Not Known