



Statistical Fact Sheet

Employment Vacancies Notified to the Department for Communities – Quarter Two 2016/17 Financial Year

Date of Publication:
26th October 2016

Frequency of Publication:
Quarterly

Issued By:
Analytical Services Unit
Department for
Communities
Lighthouse Building
Gasworks Business Park
Belfast
BT7 2JB

Public Enquires:
Analytical Services
(028) 90 829351

Statistician:
Eugene Curran

Email:
asu@communities-
ni.gov.uk

Internet:
<https://www.communities-ni.gov.uk/topics/dfc-statistics-and-research>

Links:
[Statistical Tables](#)
[Notes to Readers](#)

This Statistical Fact Sheet, which is published three times a year (along with a more detailed annual bulletin), presents key information on employment vacancies which have been notified to the Department for Communities (DfC) JobCentres / Jobs & Benefits Offices (JCs and J&BOs). The statistics presented here do not relate to the total unsatisfied demand for staff by employers, but to only those vacant positions that have been notified by employers to DfC.


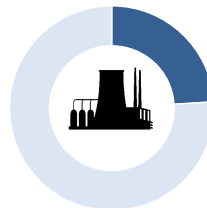
In the second quarter of the 2016/17 financial year there were 16,945 vacancies notified to JCs and J&BOs, an increase of 3,973 (31%) when compared against the same period in the 2015/16 financial year.

While the increase in the number of vacancies this quarter is legitimate, around 30% of that increase can be explained by inflation of the number of vacancies in the Care Sector. Due to the difficulties filling Care Sector positions, employers have re-advertised the same positions multiple times within weeks of the original notified post; each position is counted in the statistics presented here.



Standard Occupational Classification
23% of Vacancies are for 'Personal Service' positions e.g. Care positions, childcare positions, etc.

Standard Industrial Classification
24% of Vacancies are for 'Other Services' positions e.g. hairdressing, repair of goods, etc.



Northern Ireland Multiple Deprivation Measure
35% of Vacancies are in the most deprived areas of Northern Ireland.

Yearly Comparison

Quarter 2 2015/16 12,972 Vacancies

Quarter 2 2016/17 16,945 Vacancies

When the **16,945** vacancies notified to the DfC in quarter two 2016/17 are broken down into full-time, part-time and casual vacancies there are;

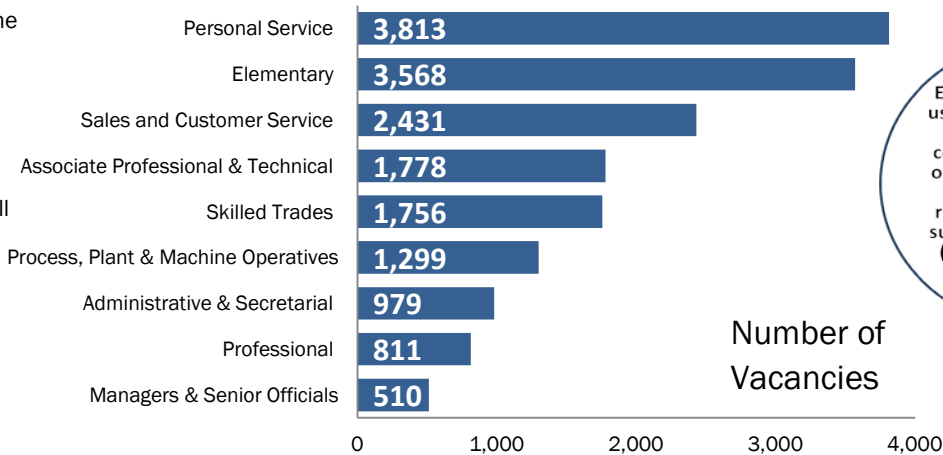


- Quarter one is made up of July, August and September 2016.
- The majority of vacancies notified to the department are full time vacancies.
- The proportion of full-time/part-time/casual vacancies continues to remain relatively constant from the first quarter of 2016/17 into the second quarter of the 2016/17 financial year.



Standard Occupational Classification

The chart opposite presents the Standard Occupational Classification 2000 (SOC 2000), used to organise vacancies notified to the JCs and J&BOs into job groups according to skill level and skill specialisation. Further information, including definitions, relating to the Standard Occupational Classification (2000) can be found [here](#).



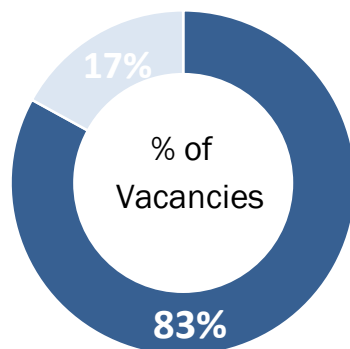
Elementary occupations usually require education to be completed to compulsory level. Some occupations may require short periods of work related training in areas such as health and safety (e.g. farm workers; bar staff; cleaners).



Standard Industrial Classification

The top 5 industrial classifications make up 83% (14,102) of the total number of vacancies notified in this quarter.

In this section the Standard Industrial Classification 2007 (SIC 2007) is used to organise vacancies notified to the J&BOs by the type of economic activity in which they are engaged into twenty one categories. Vacancies are assigned the SIC 2007 code of the employer that notified them. Further information, including definitions, relating to the SIC 2007 can be found [here](#).



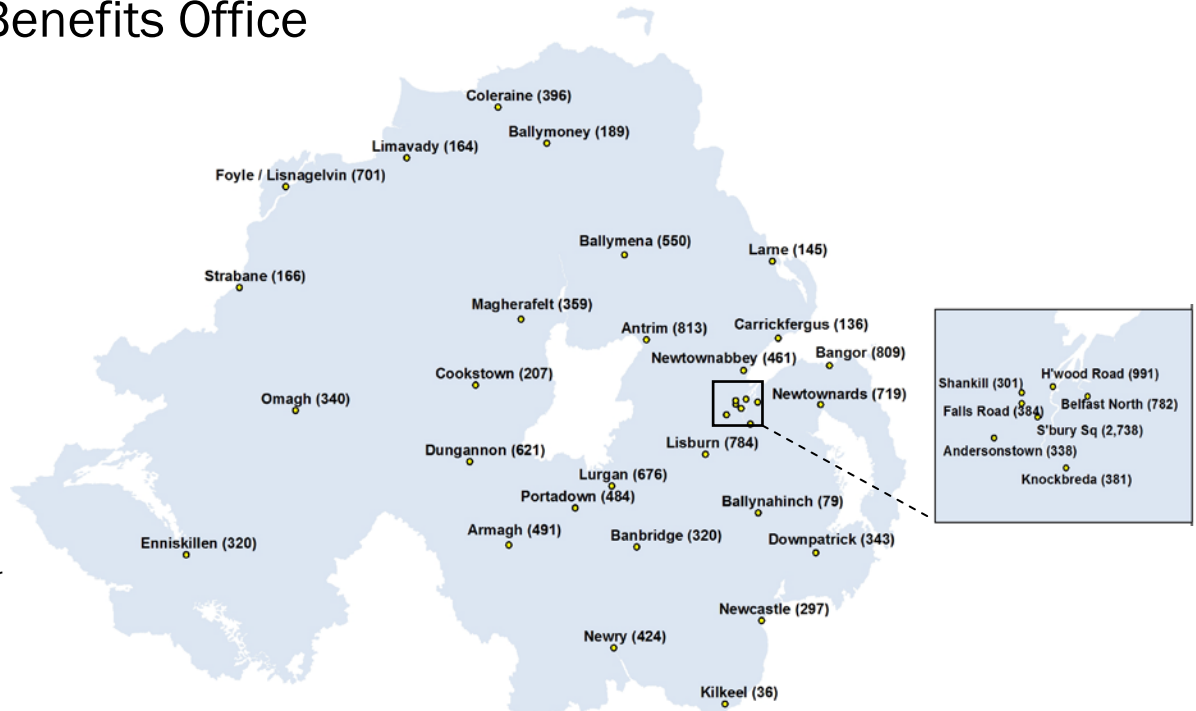
- Top 5 Categories**
- Other Services - 4,106
 - Administration/Support Services - 2,793
 - Human Health/Social Work - 2,771
 - Wholesale/Retail Trade - 2,363
 - Accommodation/Food Services - 2,069

Other Services includes the activities of membership organisations; personal service activities such as hairdressing; and the repair of personal and household goods such as computers.



Northern Ireland JobCentre / Jobs & Benefits Office

Notified vacancies (in brackets) are presented here by JC and J&BO. The purpose is not to rank JCs and J&BOs by the number of notified vacancies, but rather to gain an understanding of the spread of notified vacancies at a local level. Vacancies notified to Lisnagelvin J&BO are coded under Foyle J&BO on Client Management System (CMS); they are therefore grouped together in this publication.



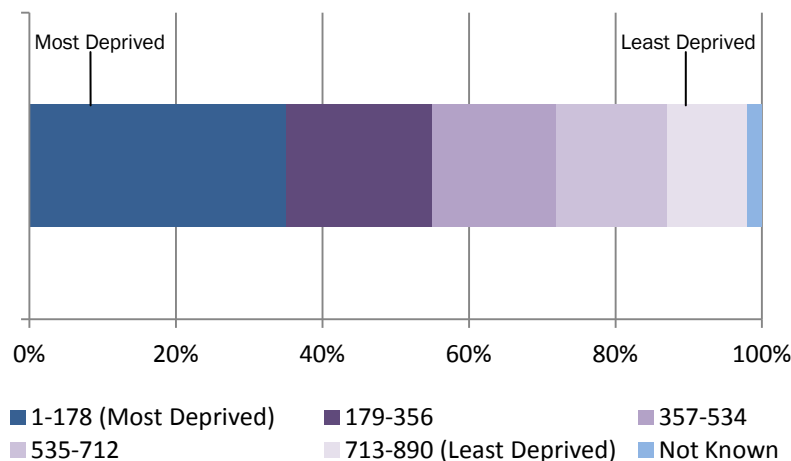
- In the second quarter of 2016/17 the JCs and J&BOs with the largest numbers of vacancies were; Shaftesbury Square with 2,738 (16%), Holywood Road with 991 (6%), Antrim 813 (5%), Bangor with 809 (5%) and Lisburn with 784 (5%).
- Of the 35 JCs and J&BOs, 28 have recorded an increase in the number of vacancies notified to them in quarter two 2016/17 when compared with quarter two 2015/16.



Northern Ireland Multiple Deprivation Measure

This Deprivation Measure divides Northern Ireland into 890 super output areas. Each area is assigned a rank according to its level of deprivation, 1 being the most deprived and 890 the least. Vacancies notified to the J&BOs are assigned by their location to each deprivation area. Further information relating to the Northern Ireland Multiple Deprivation Measure (2010), including information about how 'deprivation' is calculated can be found [here](#).

% of Vacancies



In the second quarter of the 2016/17 financial year the data suggests the greatest proportions of vacancies occurred in the most deprived areas of Northern Ireland. Some 35% of vacancies were listed in the most deprived 20% of areas compared to 11% of vacancies for the least deprived 20% of areas.