

Police Service of Northern Ireland

Police Issued Fixed Penalty Notice and Discretionary Disposal Statistics for Traffic Offences in Northern Ireland

Annual Report 2015

Covering the reporting period
1st January 2015 – 31st December 2015

Published 24th March 2016

Contact: Fixed Penalty Statistician, Statistics Branch, Operational Support Department

Lisnasharragh, 42 Montgomery Road, Belfast, Northern Ireland, BT6 9LD

Web: www.psni.police.uk

Tel: 02890 650222 Ext: 24135 Email: statistics@psni.police.uk

Police Issued Fixed Penalty Notice and Discretionary Disposal Statistics for Traffic Offences in Northern Ireland: Annual Report 2015

Published 24th March 2016

This report presents statistics on the fixed penalty notices (FPN) and discretionary disposals (DD) issued by the police for traffic offences during the period 1st January 2015 to the 31st December 2015. It also includes those who availed of the speed awareness course following detection for speeding by a PSNI Officer. However it excludes those persons detected by the Northern Ireland Road Safety Partnership. Further information on context and background is provided in the Notes section of this report and in the [User Guide](#) on the [PSNI website](#). A further breakdown of the information provided in this report can be found in the accompanying [spreadsheet](#) which is also published on the PSNI website.

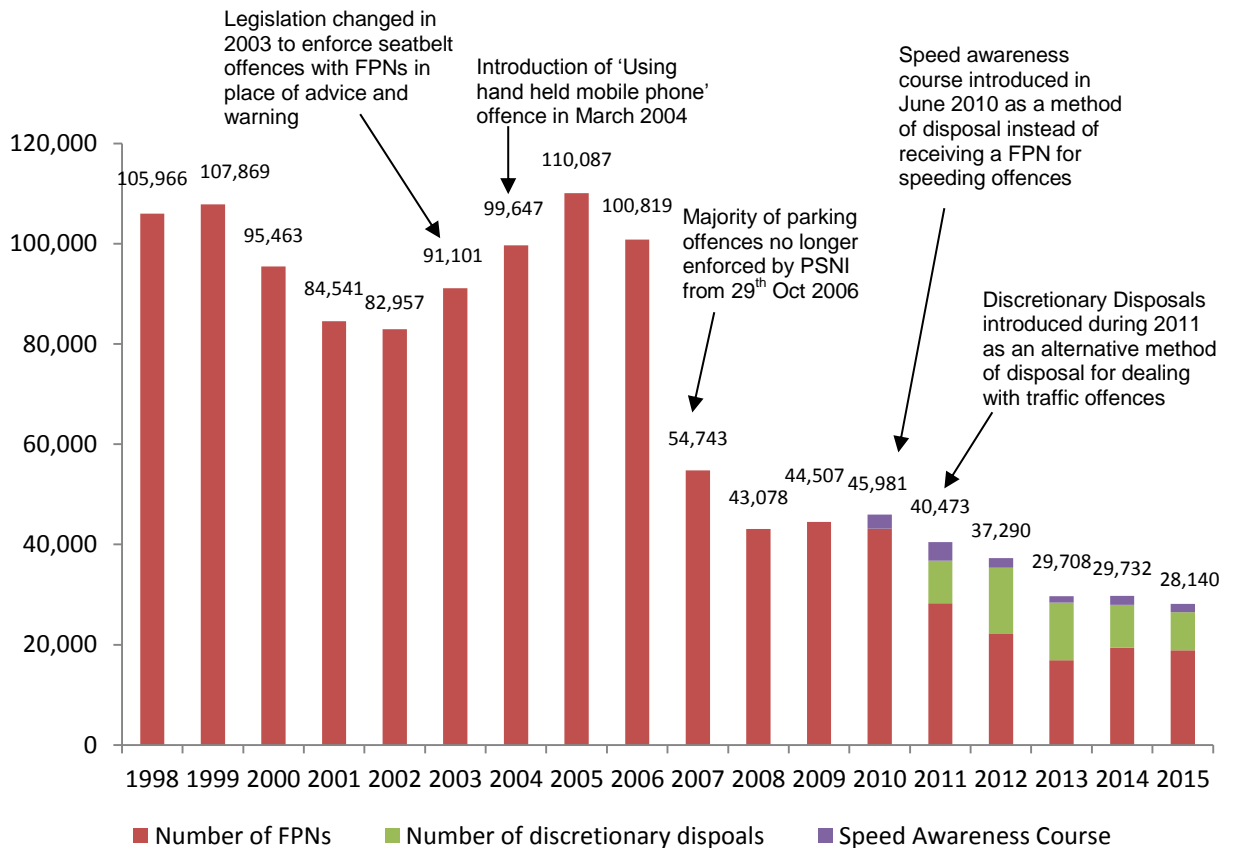
FPNs, DDs and Speed awareness courses are not the complete range of disposals available to police officers when dealing with traffic offences. Statistics on the numbers of traffic offences that were referred for prosecution are not yet available and therefore not included in this report.

Key Results 2015

- In 2015, there were 28,140 traffic offences dealt with by means of Fixed Penalty Notice (FPN), Discretionary Disposal (DD) or completion of a speed awareness course, compared with 29,732 in 2014, a decrease of 1,592 (5%).
- Just over one quarter (27%) of all detections was for speeding offences (7,702). This is approximately 15% of all speeding offences in Northern Ireland. This is a decrease of 15% on the 9,081 speeding offences detected by police in 2014.
- One fifth of all FPNs and DDs issued were for mobile phone offences (5,715). This is a decrease of 6% on the number issued for the same offence in 2014.
- There was an increase of 4% in the number of Endorsable FPNs issued in 2015 when compared with 2014.
- There was a decrease of 53% in the number of No Vehicle Test Certificate offences in 2015 when compared with the 1,531 offences in 2014. This is most likely due to the fact that the requirement to display a MOT disc ceased on 6th April 2015, meaning that it's now less obvious to police officers if a vehicle holds a valid certificate.

1. Trend Information

Number of traffic offences by disposal type: 1998 – 2015



Please note the trend information has been updated to include those who completed a speed awareness course following detection for speeding by a police officer. Therefore totals will differ from that previously published.

The number of FPNs (Speed awareness courses completed from 2010 and DDs since 2011) issued has decreased from 105,966 in 1998 to 28,140 in 2015 (a decrease of 73%). A large proportion of the decrease is due to the introduction of the Traffic Management (NI) Order 2005 which came into effect on 30th October 2006. This legislation decriminalised the vast majority of parking and waiting offences in Northern Ireland. Enforcement of parking/waiting restrictions is now the responsibility of Traffic Attendants employed by National Car Parks Limited on behalf of Transport NI.

2. Overall Breakdown

Number of traffic offences by offence group¹ and month: 2015

| 2015 | Jan | Feb | Mar | Apr | May | Jun | July | Aug | Sep | Oct | Nov | Dec | Total |
|---------------------------------|--------------|--------------|--------------|--------------|--------------|--------------|--------------|--------------|--------------|--------------|--------------|--------------|---------------|
| Breach of signs and signals | 42 | 125 | 77 | 23 | 31 | 27 | 38 | 41 | 36 | 31 | 19 | 35 | 525 |
| Careless/ Inconsiderate driving | 465 | 420 | 429 | 427 | 476 | 376 | 416 | 392 | 458 | 484 | 532 | 462 | 5,337 |
| Construction and use * | 425 | 243 | 207 | 195 | 204 | 220 | 206 | 233 | 291 | 253 | 192 | 363 | 3,032 |
| Dangerous Driving | 13 | 21 | 22 | 16 | 17 | 28 | 15 | 19 | 14 | 14 | 15 | 15 | 209 |
| Lighting | 71 | 69 | 38 | 43 | 29 | 27 | 33 | 49 | 35 | 44 | 39 | 70 | 547 |
| Miscellaneous | 78 | 76 | 67 | 51 | 65 | 79 | 85 | 66 | 64 | 88 | 59 | 81 | 859 |
| Parking | 151 | 123 | 115 | 85 | 75 | 66 | 38 | 75 | 169 | 223 | 156 | 62 | 1,338 |
| Pedal cyclists | 2 | 1 | 1 | 2 | 2 | 2 | 7 | 3 | 6 | 2 | 5 | 1 | 34 |
| Pedestrian | 9 | 5 | 8 | 4 | 6 | 9 | 7 | 15 | 5 | 12 | 8 | 9 | 97 |
| Seatbelt | 114 | 81 | 155 | 108 | 119 | 131 | 128 | 114 | 134 | 91 | 64 | 84 | 1,323 |
| Speeding** | 822 | 702 | 751 | 786 | 590 | 614 | 647 | 577 | 705 | 585 | 421 | 502 | 7,702 |
| Tachograph | 3 | 3 | 2 | 1 | 1 | 1 | 1 | 0 | 0 | 0 | 0 | 0 | 12 |
| Using a hand-held mobile phone | 471 | 499 | 575 | 494 | 486 | 500 | 447 | 412 | 537 | 491 | 397 | 406 | 5,715 |
| No Insurance | 65 | 50 | 55 | 36 | 36 | 48 | 62 | 51 | 67 | 73 | 53 | 46 | 642 |
| No Vehicle Test Certificate | 139 | 102 | 67 | 37 | 49 | 36 | 46 | 50 | 46 | 64 | 40 | 43 | 719 |
| Drink or drug driving | 0 | 0 | 0 | 0 | 0 | 0 | 0 | 0 | 1 | 0 | 0 | 0 | 1 |
| Driving whilst disqualified | 0 | 0 | 0 | 0 | 0 | 0 | 0 | 0 | 0 | 0 | 0 | 0 | 0 |
| No driving licence | 7 | 2 | 4 | 6 | 2 | 5 | 0 | 4 | 5 | 3 | 5 | 4 | 47 |
| Horse Drawn Vehicles | 0 | 0 | 0 | 0 | 0 | 0 | 0 | 0 | 0 | 1 | 0 | 0 | 1 |
| Total | 2,877 | 2,522 | 2,573 | 2,314 | 2,188 | 2,169 | 2,176 | 2,101 | 2,573 | 2,459 | 2,005 | 2,183 | 28,140 |

*Construction & Use offences include defective tyre, defective exhaust, excess noise, incorrect form of registration mark and no number plate

** Please note this does not include any figures for drivers detected for speeding offences through the Northern Ireland Road Safety Partnership

¹ Please note an offence group can be made up of many individual offences. A list of the individual offences within each group is available in the FPN User Guide on the PSNI website.

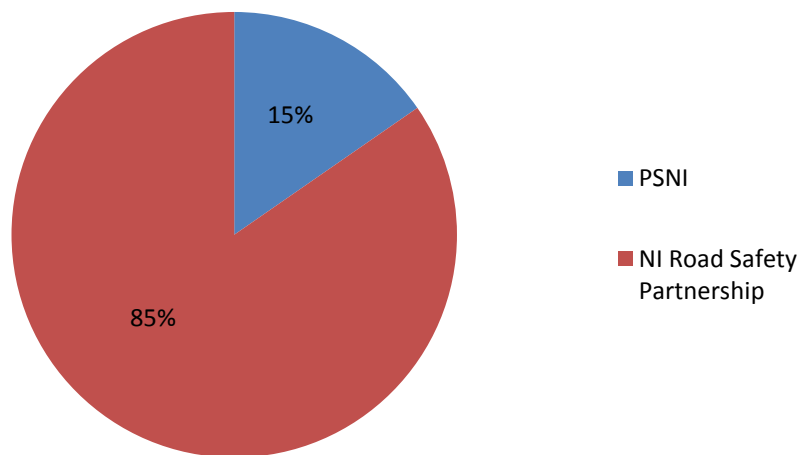
3. Speeding Offences

In Northern Ireland speeding offences can be detected by PSNI Officers or by the fixed cameras and mobile cameras operated by the Northern Ireland Road Safety Partnership (NIRSP). More detailed information regarding the NIRSP can be obtained from the [NI RSP website](#). In 2014² (the most recent year available) the NIRSP detected 42,429 persons speeding which when combined with the PSNI figure equates to approximately 85% of the total.

In 2015 PSNI detected 7,702 drivers for speeding offences and they were dealt with by means of a Fixed Penalty Notice, Discretionary Disposal or by completing a speed awareness course. This equates to approximately 15% of the overall total number of persons detected for speeding in Northern Ireland.

In response to an increase in road traffic collision fatalities the PSNI introduced a zero tolerance approach to speeding, mobile phone and seatbelt offences in September 2014. People caught for these offences after that date were to be issued with a Fixed Penalty Notice and wouldn't be eligible for a Discretionary Disposal. This would explain the reduction in the number of discretionary disposals issued for speeding in 2015.

Number of speeding offences in Northern Ireland

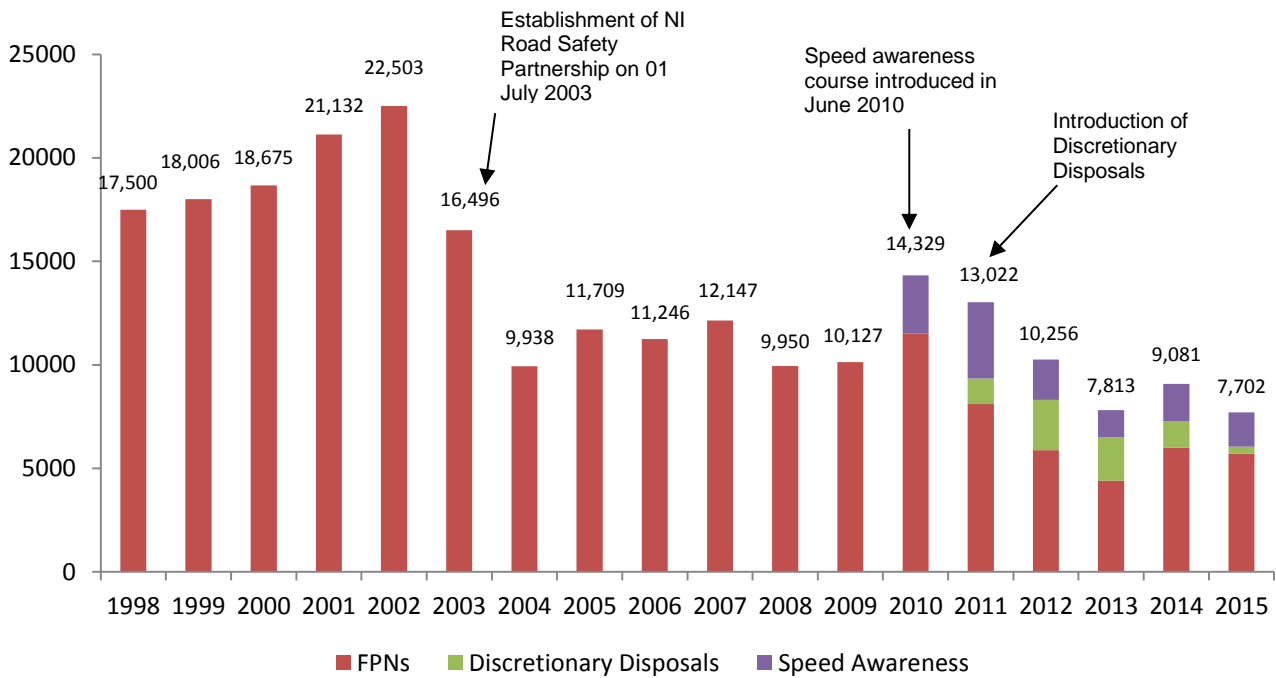


The number of speeding offences detected by PSNI has decreased from 17,500 in 1998 to 7,702 in 2015 (a decrease of 56%). A large proportion of this decrease can be explained by the establishment of the NI Road Safety Partnership which was introduced on 1st July 2003.

More than one in four (27%) of all traffic offences detected by PSNI were speeding offences. 29% were issued at the weekend (Saturday or Sunday) while over one quarter were detected between 9am and midday. Where the gender is known males accounted for 71% of all drivers detected for speeding offences.

² 2015 figures will be published on 5th August 2016.

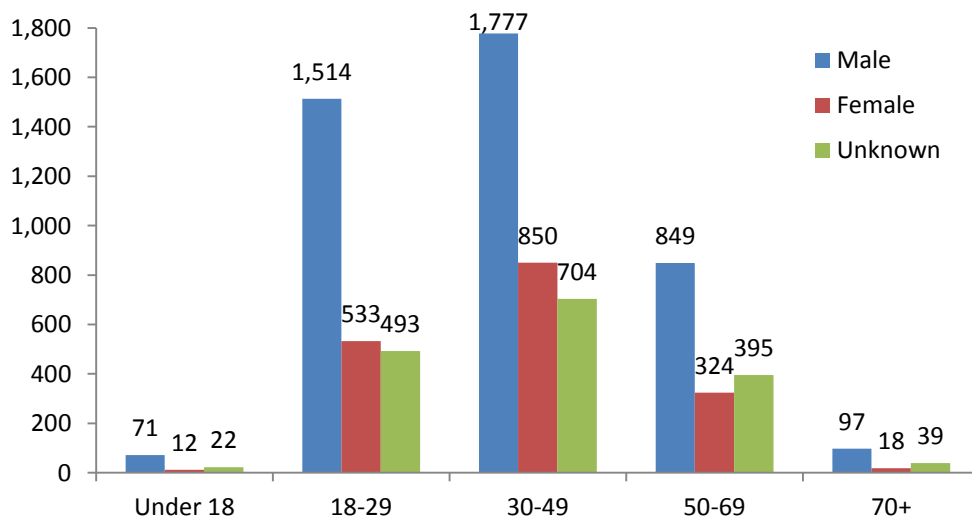
Number of speeding offences detected by PSNI: 2015



Number of speeding offences by time of day and day of week: 2015

| | 0000-0259 | 0300-0559 | 0600-0859 | 0900-1159 | 1200-1459 | 1500-1759 | 1800-2059 | 2100-2359 | Unknown | Total |
|--------------|------------|-----------|------------|--------------|--------------|--------------|------------|------------|--------------|--------------|
| Sunday | 75 | 7 | 17 | 223 | 131 | 175 | 90 | 141 | 306 | 1,165 |
| Monday | 28 | 3 | 31 | 155 | 126 | 136 | 71 | 75 | 250 | 875 |
| Tuesday | 21 | 8 | 34 | 182 | 121 | 135 | 80 | 91 | 259 | 931 |
| Wednesday | 25 | 8 | 53 | 214 | 151 | 185 | 106 | 94 | 306 | 1,142 |
| Thursday | 27 | 11 | 51 | 254 | 226 | 191 | 89 | 108 | 349 | 1,306 |
| Friday | 45 | 14 | 62 | 265 | 150 | 111 | 111 | 169 | 303 | 1,230 |
| Saturday | 67 | 6 | 33 | 183 | 128 | 110 | 136 | 172 | 218 | 1,053 |
| Total | 288 | 57 | 281 | 1,476 | 1,033 | 1,043 | 683 | 850 | 1,991 | 7,702 |

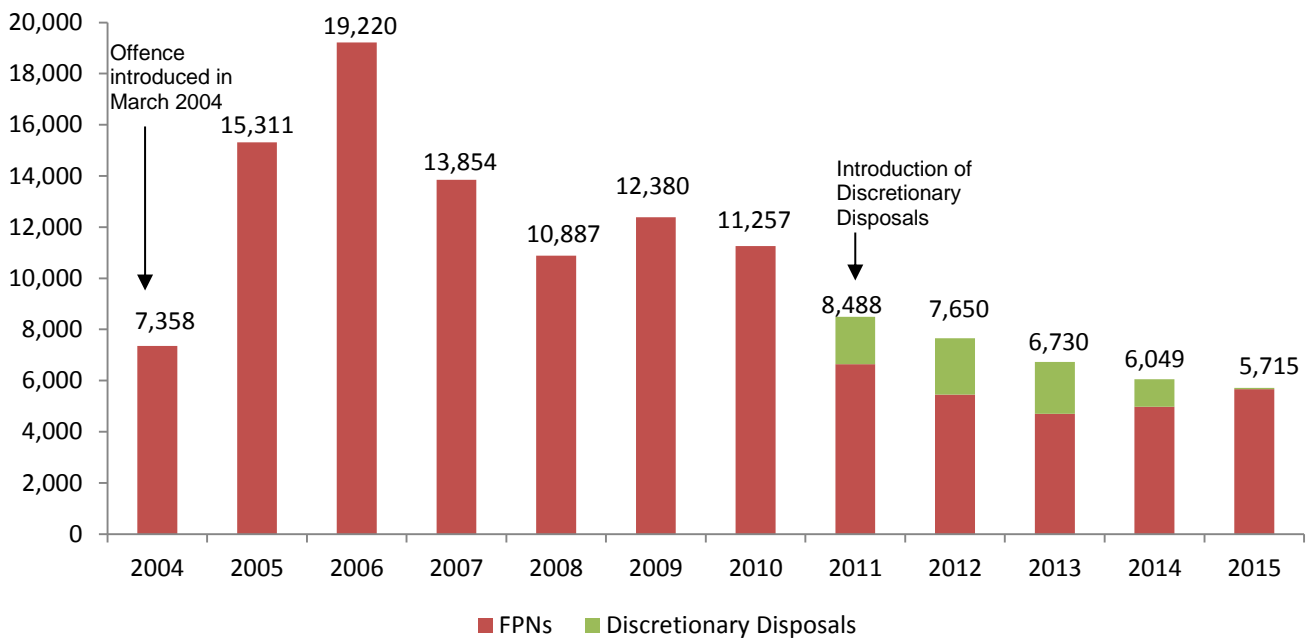
Number of speeding offences by age and gender of driver: 2015



4. Mobile Phone Offences

The number of FPNs (and DDs since 2011) issued for mobile phone offences has decreased from 7,358 in 2004 to 5,715 in 2015 (a decrease of 22%). Mobile phone offences accounted for approximately one fifth of all FPNs and DDs in 2015. Males accounted for three quarters of all drivers issued with a FPN and DD for mobile phone offences. The change in policy mentioned earlier (within the speeding offence section) would explain the reduced number of discretionary disposals issued for mobile phone offences.

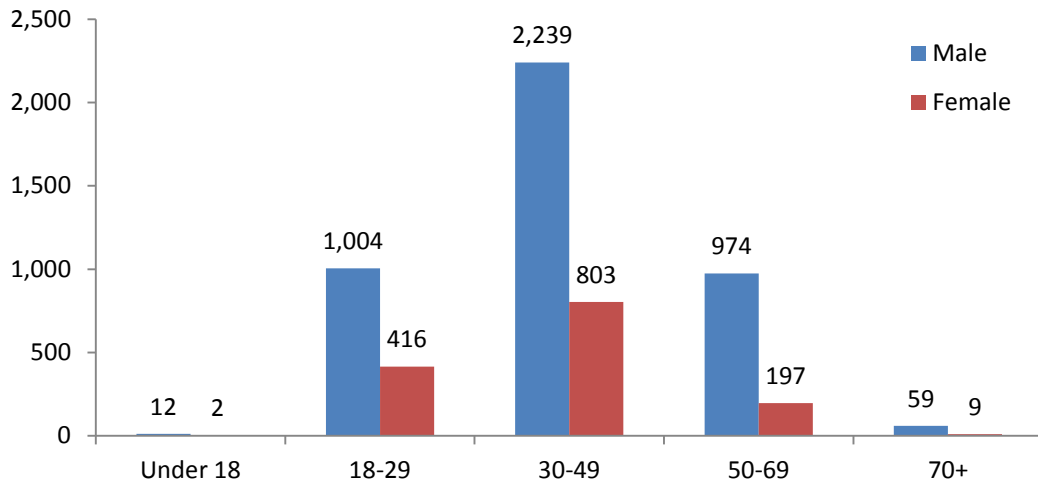
Number of issued FPNs and DDs for mobile phone offences: 2004 - 2015



Number of issued FPNs and DDs for mobile phone offences by time of day and day of week: 2015

| | 0000-0259 | 0300-0559 | 0600-0859 | 0900-1159 | 1200-1459 | 1500-1759 | 1800-2059 | 2100-2359 | Unknown | Total |
|--------------|-----------|-----------|------------|--------------|--------------|--------------|------------|------------|-----------|--------------|
| Sunday | 23 | 2 | 6 | 57 | 80 | 80 | 38 | 22 | 4 | 312 |
| Monday | 4 | 0 | 33 | 256 | 185 | 201 | 60 | 19 | 8 | 766 |
| Tuesday | 3 | 0 | 29 | 273 | 239 | 312 | 67 | 20 | 15 | 958 |
| Wednesday | 4 | 0 | 26 | 285 | 253 | 295 | 83 | 13 | 10 | 969 |
| Thursday | 8 | 2 | 42 | 360 | 270 | 277 | 85 | 23 | 8 | 1,075 |
| Friday | 5 | 1 | 50 | 301 | 307 | 239 | 96 | 29 | 6 | 1,034 |
| Saturday | 10 | 2 | 9 | 168 | 172 | 142 | 62 | 31 | 5 | 601 |
| Total | 57 | 7 | 195 | 1,700 | 1,506 | 1,546 | 491 | 157 | 56 | 5,715 |

Age and gender of drivers issued with FPNs and DDs for mobile phone offences: 2015

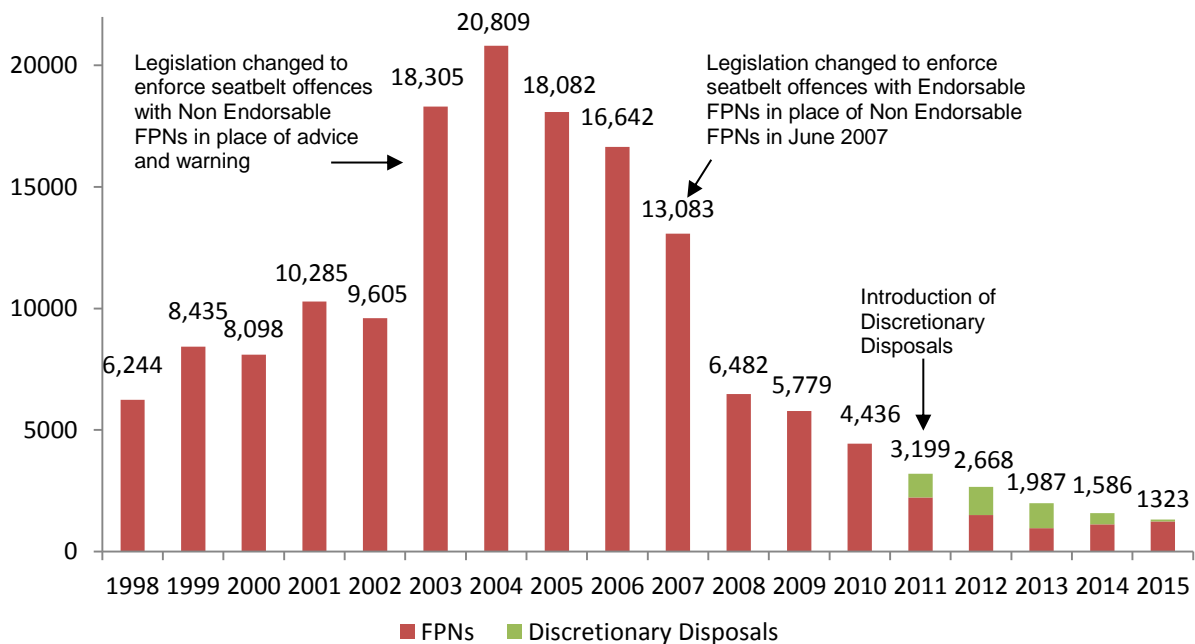


5. Seatbelt Offences

The number of FPNs (and DDs since 2011) issued for seatbelt offences has decreased from 6,244 in 1998 to 1,323 in 2015 with a high of 20,809 being issued in 2004. A large proportion of the increase from 2002 to 2003 can be explained by a change in legislation coming in at that time which changed the type of enforcement for seatbelt offences from advice and warning to the issuing of a fixed penalty notice. The policy change in September 2014 is reflected in the number of discretionary disposals issued in 2015 for seatbelt offences.

Seatbelt offences accounted for 5% of all FPNs and DDs issued in 2015. The month of March saw the highest number of FPNs and DDs issued for seatbelt offences. Males accounted for over three quarters (77%) of FPNs and DDs issued for this offence group and also persons aged 30-49 years of age accounted for over two fifths (41%) of FPNs and DDs issued for seatbelt offences.

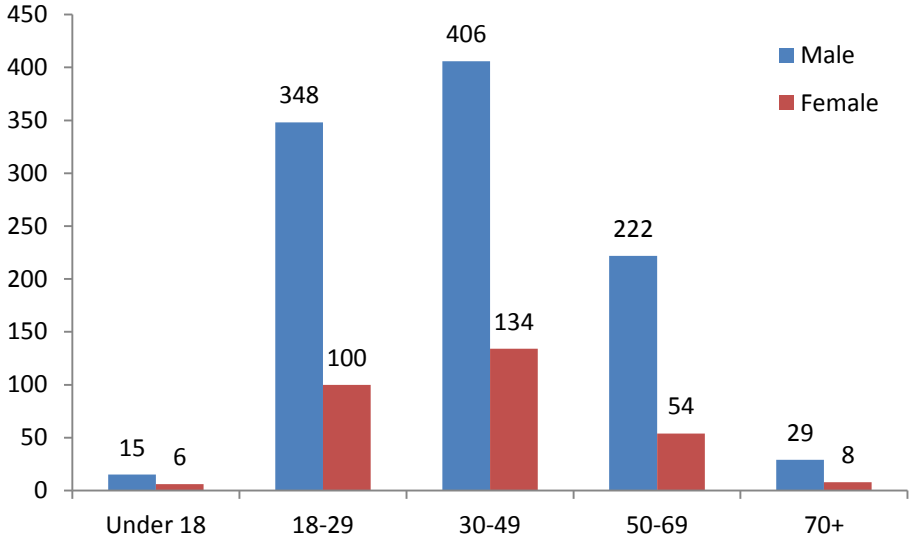
Number of issued FPNs and DDs for seatbelt offences: 1998 – 2015



Number of issued FPNs and DDs for seatbelt offences by time of day and day of week: 2015

| | 0000-0259 | 0300-0559 | 0600-0859 | 0900-1159 | 1200-1459 | 1500-1759 | 1800-2059 | 2100-2359 | Unknown | Total |
|--------------|-----------|-----------|-----------|------------|------------|------------|------------|-----------|-----------|--------------|
| Sunday | 11 | 0 | 2 | 32 | 35 | 36 | 14 | 3 | 9 | 142 |
| Monday | 1 | 0 | 13 | 43 | 44 | 39 | 15 | 6 | 6 | 167 |
| Tuesday | 1 | 1 | 9 | 61 | 39 | 50 | 19 | 7 | 9 | 196 |
| Wednesday | 2 | 1 | 7 | 53 | 38 | 37 | 16 | 7 | 7 | 168 |
| Thursday | 4 | 0 | 5 | 71 | 62 | 40 | 23 | 7 | 14 | 226 |
| Friday | 4 | 0 | 8 | 58 | 45 | 51 | 26 | 14 | 18 | 224 |
| Saturday | 15 | 4 | 5 | 46 | 30 | 34 | 38 | 14 | 14 | 200 |
| Total | 38 | 6 | 49 | 364 | 293 | 287 | 151 | 58 | 77 | 1,323 |

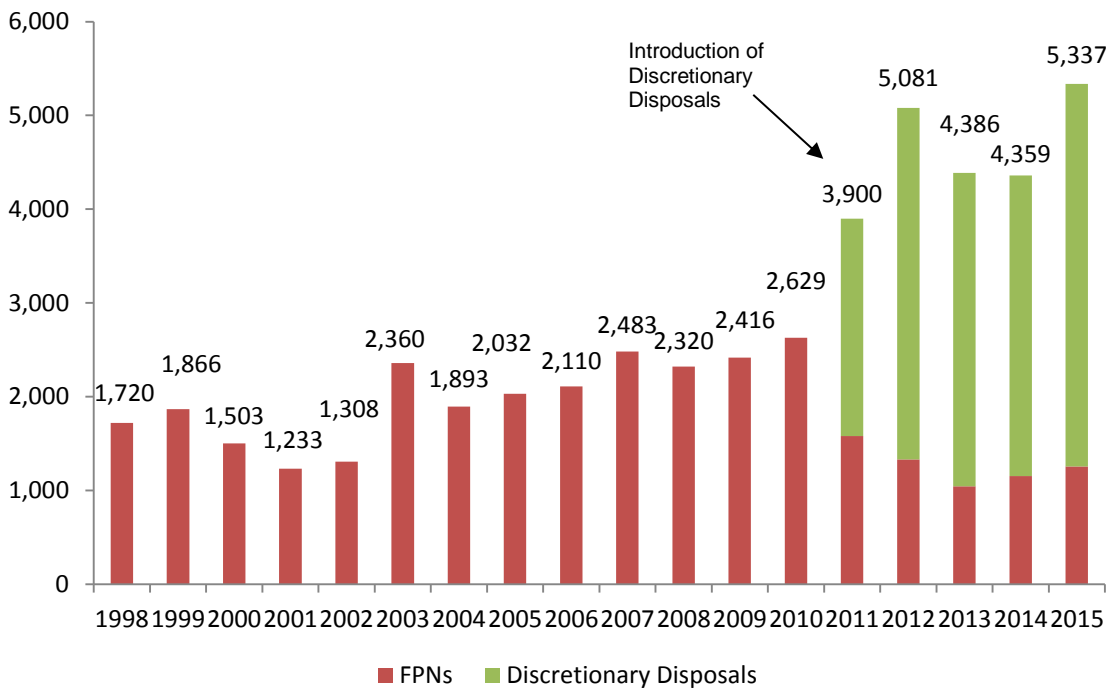
**Age and gender of persons issued with FPNs and DDs for seatbelt offences:
2015**



6. Careless Driving Offences

The number of FPNs (and DDs since 2011) issued for careless driving offences has increased from 1,720 in 1998 to 5,337 in 2015 (an increase of 210%). FPNs and DDs for careless driving offences accounted for almost one in five (19%) of all FPNs and DDs issued in 2015. One in six (16%) were issued on a Wednesday. Males accounted for 70% of careless driving FPNs and DDs issued and 30-49 year olds accounted for over almost two fifths (38%) of FPNs and DDs issued for this offence group.

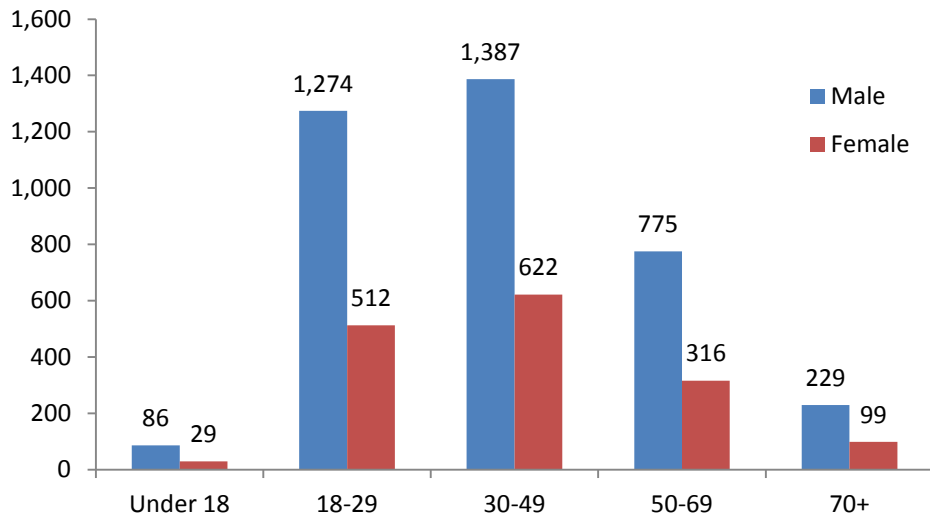
Number of issued FPNs and DDs for careless driving offences: 1998 – 2015



Number of issued FPNs and DDs for careless driving offences by time of day and day of week: 2015

| | 0000-0259 | 0300-0559 | 0600-0859 | 0900-1159 | 1200-1459 | 1500-1759 | 1800-2059 | 2100-2359 | Unknown | Total |
|--------------|-----------|-----------|-----------|------------|------------|------------|------------|------------|--------------|--------------|
| Sunday | 29 | 3 | 6 | 16 | 32 | 40 | 18 | 29 | 496 | 669 |
| Monday | 8 | 2 | 14 | 39 | 27 | 28 | 24 | 16 | 560 | 718 |
| Tuesday | 3 | 0 | 15 | 34 | 36 | 39 | 21 | 21 | 639 | 808 |
| Wednesday | 10 | 2 | 18 | 51 | 29 | 42 | 19 | 17 | 649 | 837 |
| Thursday | 11 | 2 | 20 | 48 | 45 | 41 | 20 | 28 | 597 | 812 |
| Friday | 10 | 3 | 8 | 42 | 40 | 42 | 23 | 21 | 626 | 815 |
| Saturday | 20 | 3 | 13 | 24 | 31 | 24 | 24 | 25 | 514 | 678 |
| Total | 91 | 15 | 94 | 254 | 240 | 256 | 149 | 157 | 4,081 | 5,337 |

Age and gender of drivers issued with FPNs and DDs for careless driving offences: 2015

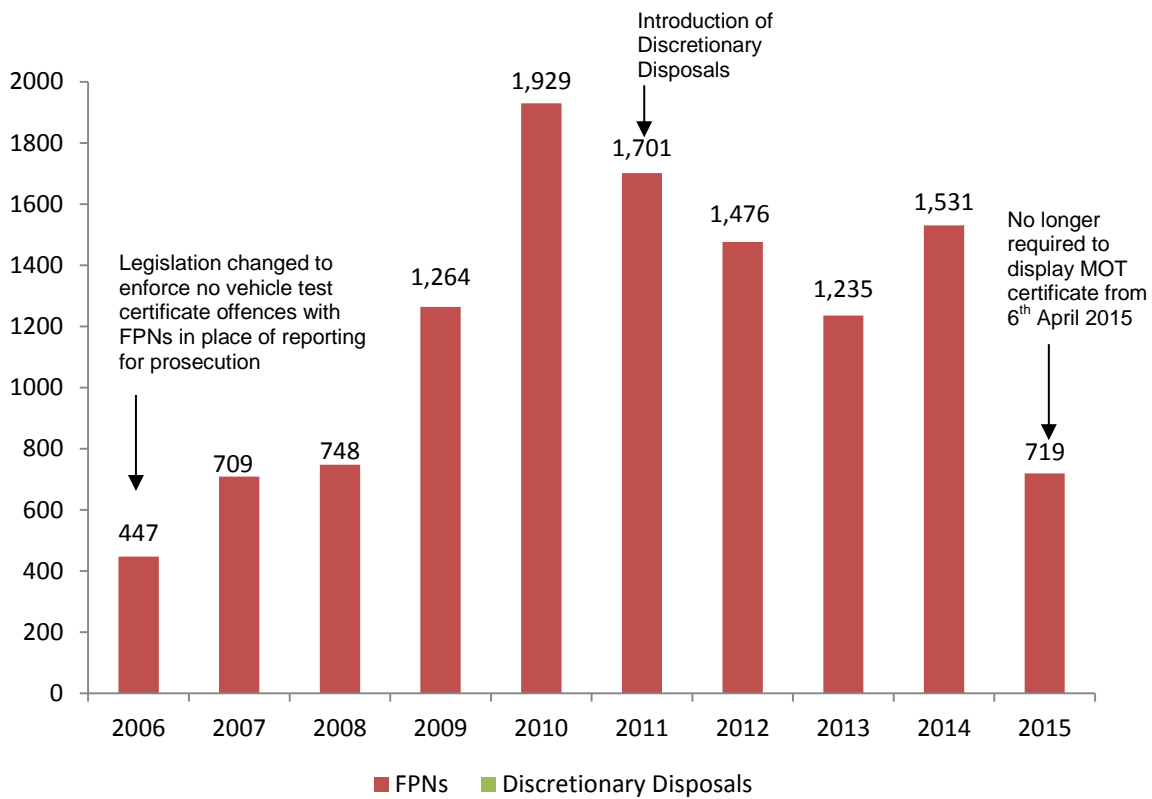


7. No Vehicle Test Certificate (VTC) Offences

The number of FPNs (and DDs since 2011) issued for no vehicle test certificate has increased from 447 in 2006 to 719 in 2015 (an increase of 61%). However there was a decrease of 53% in 2015 from the 1,531 No VTC offences in 2014. This is most likely due to the fact that the requirement to display a MOT disc ceased on 6th April 2015, meaning that it's now less obvious to police officers if a vehicle holds a valid certificate.

One fifth (20%) were issued between 9am and midday while 16% were issued on a Friday. Males accounted for 71% of FPNs and DDs issued for no vehicle test certificate and 30-49 year olds accounted for 46% of FPNs and DDs issued for this offence group.

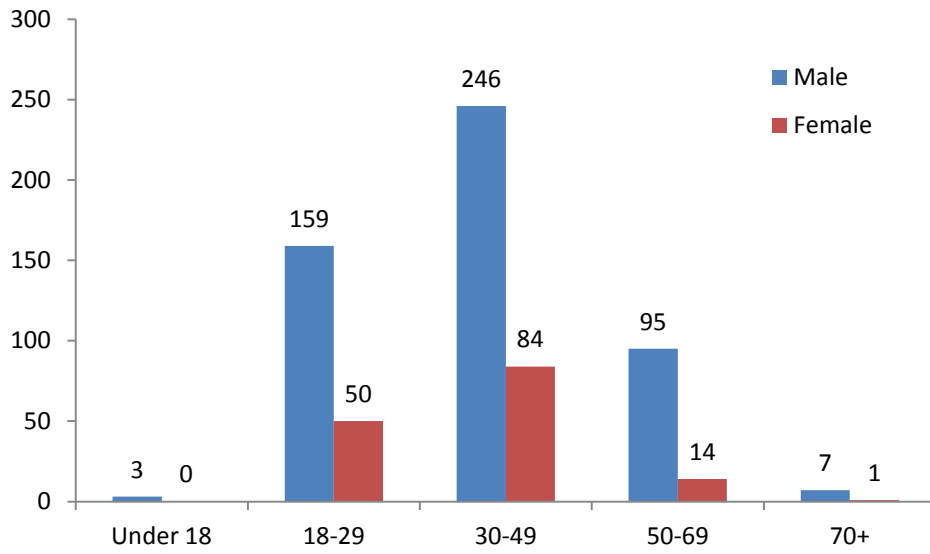
Number of issued FPNs and DDs for No Vehicle Test Certificate: 2006 – 2015



Number of issued FPNs and DDs for No Vehicle Test Certificate by time of day and day of week: 2015

| | 0000-0259 | 0300-0559 | 0600-0859 | 0900-1159 | 1200-1459 | 1500-1759 | 1800-2059 | 2100-2359 | Total |
|--------------|-----------|-----------|-----------|------------|------------|------------|-----------|------------|------------|
| Sunday | 12 | 2 | 0 | 14 | 20 | 19 | 19 | 17 | 103 |
| Monday | 8 | 1 | 6 | 28 | 14 | 12 | 9 | 21 | 99 |
| Tuesday | 9 | 0 | 6 | 22 | 15 | 20 | 8 | 27 | 107 |
| Wednesday | 8 | 1 | 8 | 24 | 11 | 18 | 11 | 13 | 94 |
| Thursday | 9 | 1 | 7 | 27 | 25 | 17 | 11 | 14 | 111 |
| Friday | 12 | 0 | 3 | 21 | 20 | 19 | 15 | 23 | 113 |
| Saturday | 19 | 2 | 6 | 8 | 14 | 9 | 15 | 19 | 92 |
| Total | 77 | 7 | 36 | 144 | 119 | 114 | 88 | 134 | 719 |

Age and gender of drivers issued with FPNs and DDs for No Vehicle Test Certificate: 2015



8. Disposal Types

FPNs originated as an administrative way to deal with simple parking offences without referring such matters to the courts. The scheme was then expanded to cover minor road traffic offences in the mid-1980s and was again further expanded to incorporate Endorsable and Non Endorsable offences with the introduction of penalty points in October 1997.

Non Endorsable offences are those which don't result in penalty points on your licence and which incur a fine of £30. The standard fine for Endorsable offences is £60 along with three penalty points. More serious offences such as driving without insurance can incur fines of up to £200 and six points. Fine collection and revenue reporting are managed by NI Court Service.

Speed awareness courses were introduced in Northern Ireland in 2010. Drivers, depending on the speed at which they were detected, may be offered an opportunity to attend a Speed Awareness Course as an alternative to penalty points. The course which is available at nine locations throughout Northern Ireland and delivered and managed by an appointed contractor must be attended within a period of 120 days from the date of detection. Certain restrictions apply to who can qualify for the speed awareness course option.

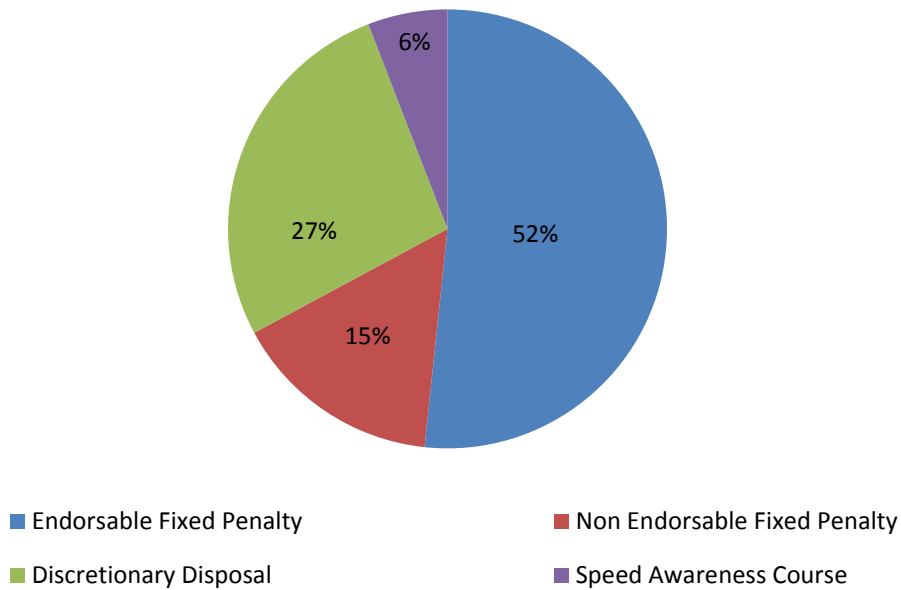
Discretionary disposals were introduced in 2011 to provide a speedy, effective outcome tailored to the needs of the victim. In addition they challenge offenders to recognise the impact of their behaviour. They can be used for a specified list of low level offences and are dealt with in this way rather than reporting the case to the Public Prosecution Service. In addition, the offender must have admitted to the offence before a discretionary disposal can be considered. They can be used as an alternative method of disposal for dealing with traffic offences

Over half (52%) of traffic offences detected in 2015 were dealt with by Endorsable fixed penalty notices (14,540), with over one quarter (27%) dealt with by means of a discretionary disposal; a further 15% were issued with Non Endorsable FPN (4,356) while the remaining 6% completed a speed awareness course (1,654).

Number of traffic offences by disposal type and month: 2014 and 2015

| | 2014 | | | | | 2015 | | | | | Change | |
|--------------|--------------------------|------------------------------|------------------------|------------------------|---------------|--------------------------|------------------------------|------------------------|------------------------|---------------|---------------|-------------|
| | Endorsable Fixed Penalty | Non Endorsable Fixed Penalty | Discretionary Disposal | Speed Awareness Course | Total | Endorsable Fixed Penalty | Non Endorsable Fixed Penalty | Discretionary Disposal | Speed Awareness Course | Total | Number | % |
| Jan | 860 | 408 | 769 | 113 | 2,150 | 1,281 | 520 | 873 | 203 | 2,877 | 727 | 33.8 |
| Feb | 1,110 | 537 | 693 | 96 | 2,436 | 1,265 | 523 | 591 | 143 | 2,522 | 86 | 3.5 |
| Mar | 978 | 499 | 788 | 94 | 2,359 | 1,470 | 422 | 525 | 156 | 2,573 | 214 | 9.1 |
| Apr | 917 | 410 | 696 | 103 | 2,126 | 1,270 | 288 | 570 | 186 | 2,314 | 188 | 8.8 |
| May | 930 | 554 | 636 | 95 | 2,215 | 1,196 | 306 | 578 | 108 | 2,188 | -27 | -1.2 |
| Jun | 898 | 399 | 742 | 103 | 2,142 | 1,217 | 280 | 527 | 145 | 2,169 | 27 | 1.3 |
| July | 1,360 | 418 | 750 | 135 | 2,663 | 1,187 | 272 | 558 | 159 | 2,176 | -487 | -18.3 |
| Aug | 1,129 | 390 | 911 | 147 | 2,577 | 1,084 | 325 | 566 | 126 | 2,101 | -476 | -18.5 |
| Sep | 1,676 | 466 | 419 | 259 | 2,820 | 1,379 | 348 | 704 | 142 | 2,573 | -247 | -8.8 |
| Oct | 1,764 | 481 | 461 | 296 | 3,002 | 1,219 | 454 | 679 | 107 | 2,459 | -543 | -18.1 |
| Nov | 1,126 | 410 | 567 | 172 | 2,275 | 941 | 325 | 650 | 89 | 2,005 | -270 | -11.9 |
| Dec | 1,169 | 505 | 1,109 | 184 | 2,967 | 1,031 | 293 | 769 | 90 | 2,183 | -784 | -26.4 |
| Total | 13,917 | 5,477 | 8,541 | 1,797 | 29,732 | 14,540 | 4,356 | 7,590 | 1,654 | 28,140 | -1,592 | -5.4 |

Disposal type for traffic offences: 2015



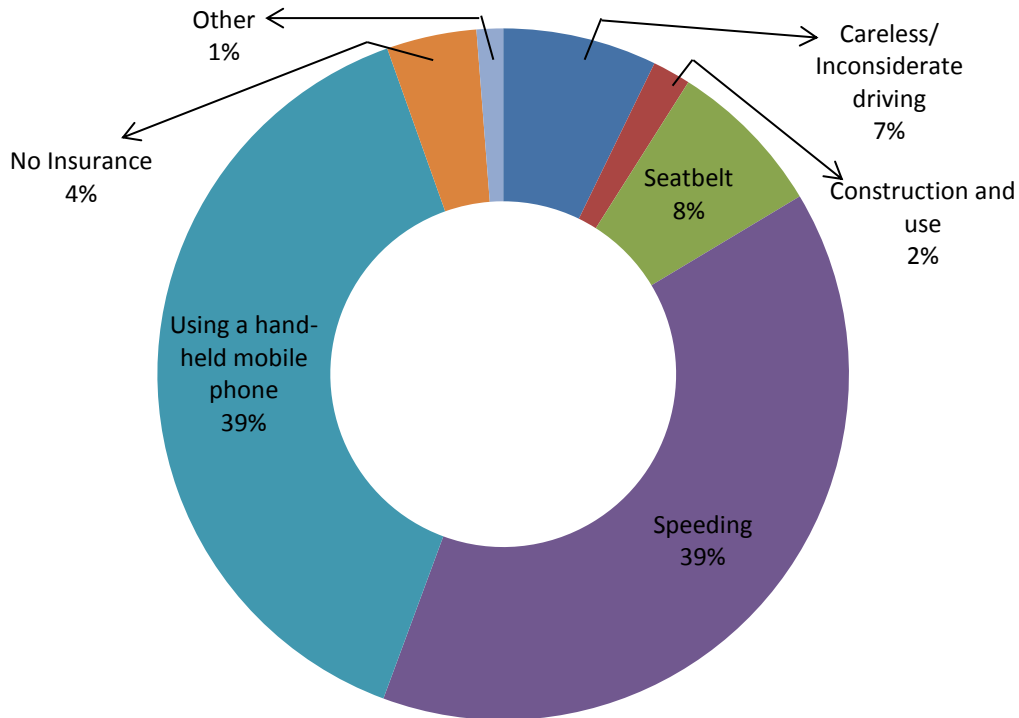
8.1 Endorsable FPNs

Endorsable FPNs accounted for over half (14,540, 52%) of all disposal types used in 2015. Persons aged 30-49 represent almost half (47%) of those issued with an Endorsable FPN, followed by persons aged 18-29 (31%). Females accounted for just over one quarter (26%) of all issued Endorsable FPNs, while males accounted for 74%. Speeding offences was the most common offence group that Endorsable FPNs were issued for amongst females accounting for 44% of all Endorsable FPNs issued to females.

Number of issued Endorsable FPNs by offence group, gender and age: 2015

| 2015 | Gender | | | Age | | | | | Total |
|---------------------------------|---------------|--------------|---------------|------------|--------------|--------------|--------------|------------|---------------|
| | Male | Female | Total | Under 18 | 18 - 29 | 30 - 49 | 50 - 69 | 70+ | |
| Careless/ Inconsiderate driving | 797 | 251 | 1,048 | 12 | 299 | 454 | 250 | 33 | 1,048 |
| Construction and use | 223 | 37 | 260 | 6 | 155 | 75 | 22 | 2 | 260 |
| Dangerous Driving | 39 | 3 | 42 | 3 | 24 | 11 | 4 | 0 | 42 |
| Miscellaneous | 101 | 19 | 120 | 11 | 69 | 31 | 8 | 1 | 120 |
| Parking | 11 | 7 | 18 | 0 | 7 | 9 | 2 | 0 | 18 |
| Seatbelt | 850 | 227 | 1,077 | 4 | 320 | 469 | 252 | 32 | 1,077 |
| Speeding | 4,059 | 1,645 | 5,704 | 75 | 1,933 | 2,497 | 1,101 | 98 | 5,704 |
| Using a hand-held mobile phone | 4,251 | 1,408 | 5,659 | 13 | 1,406 | 3,016 | 1,157 | 67 | 5,659 |
| No Insurance | 429 | 183 | 612 | 2 | 243 | 292 | 73 | 2 | 612 |
| Total | 10,760 | 3,780 | 14,540 | 126 | 4,456 | 6,854 | 2,869 | 235 | 14,540 |

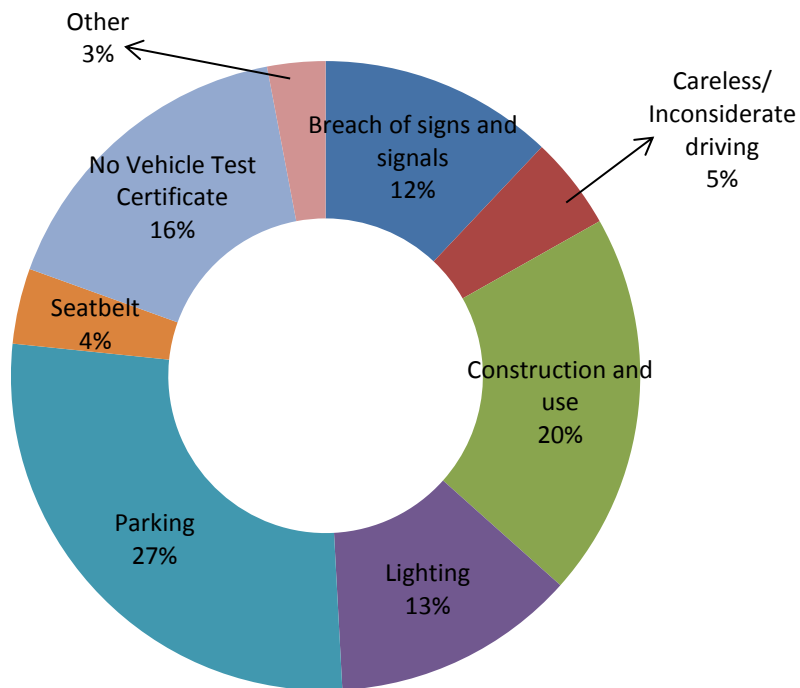
Number of issued Endorsable FPNs by offence group: 2015



8.2 Non Endorsable FPNs

There were 4,356 Non Endorsable FPNs issued in 2015, accounting for one in six of all traffic offences. Parking offences accounted for over one quarter (27%) of all Non Endorsable issued FPNs, followed by construction and use offences (861, 20%).

Number of issued Non Endorsable FPNs by offence group: 2015



8.3 Discretionary Disposals

Discretionary Disposals accounted for over one quarter (27%, 7,590) of disposal types used for traffic offences in 2015. Persons aged 18-29 represent almost two fifths (37%) of those issued with a discretionary disposal, followed by persons aged 30-49 (36%). Females accounted for 30% of all issued discretionary disposals, while males accounted for 70%. Careless driving was the most common offence group that discretionary disposals were issued for, accounting for over half (53%) of all discretionary disposals.

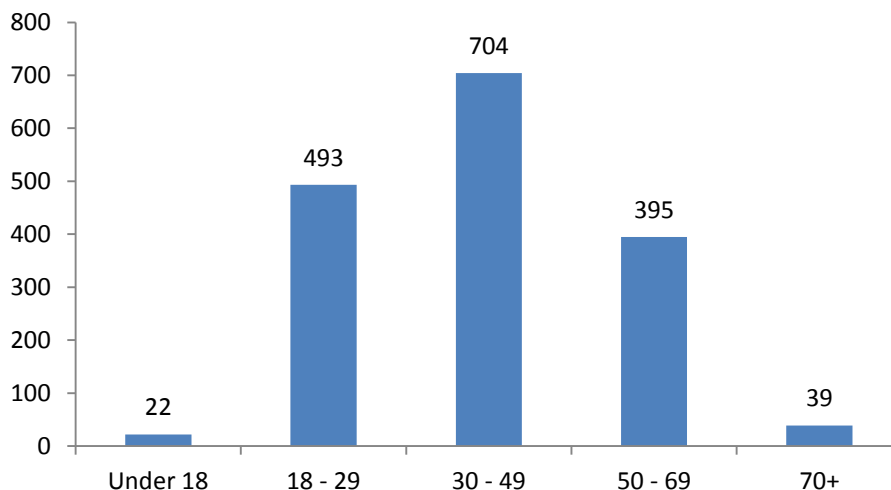
Number of issued discretionary disposals by offence group, gender and age: 2015

| 2015 | Gender | | | | Age | | | | | | |
|---------------------------------|--------------|--------------|----------|--------------|------------|--------------|--------------|--------------|------------|-----------|--------------|
| | Male | Female | Unknown | Total | Under 18 | 18 - 29 | 30 - 49 | 50 - 69 | 70+ | Unknown | Total |
| Careless/ Inconsiderate driving | 2,791 | 1,290 | 0 | 4,081 | 101 | 1,408 | 1,465 | 808 | 293 | 6 | 4,081 |
| Construction and use | 1,414 | 497 | 0 | 1,911 | 42 | 850 | 695 | 293 | 26 | 5 | 1,911 |
| Dangerous Driving | 135 | 32 | 0 | 167 | 5 | 67 | 71 | 23 | 1 | 0 | 167 |
| Miscellaneous | 473 | 219 | 1 | 693 | 37 | 216 | 219 | 157 | 64 | 0 | 693 |
| Parking | 85 | 38 | 0 | 123 | 0 | 28 | 61 | 32 | 2 | 0 | 123 |
| Pedal cyclists | 17 | 4 | 0 | 21 | 0 | 14 | 5 | 2 | 0 | 0 | 21 |
| Pedestrian | 33 | 11 | 0 | 44 | 7 | 19 | 8 | 7 | 3 | 0 | 44 |
| Seatbelt | 52 | 25 | 0 | 77 | 2 | 25 | 33 | 15 | 2 | 0 | 77 |
| Speeding | 245 | 92 | 0 | 337 | 7 | 111 | 127 | 72 | 17 | 3 | 337 |
| Tachograph | 1 | 0 | 0 | 1 | 0 | 0 | 1 | 0 | 0 | 0 | 1 |
| Using a hand-held mobile phone | 37 | 19 | 0 | 56 | 1 | 14 | 26 | 14 | 1 | 0 | 56 |
| No Insurance | 19 | 11 | 0 | 30 | 6 | 9 | 10 | 5 | 0 | 0 | 30 |
| Drink or drug driving | 1 | 0 | 0 | 1 | 0 | 1 | 0 | 0 | 0 | 0 | 1 |
| No driving licence | 31 | 16 | 0 | 47 | 3 | 9 | 24 | 10 | 1 | 0 | 47 |
| Horse Drawn Vehicles | 0 | 1 | 0 | 1 | 0 | 1 | 0 | 0 | 0 | 0 | 1 |
| Total | 5,334 | 2,255 | 1 | 7,590 | 211 | 2,772 | 2,745 | 1,438 | 410 | 14 | 7,590 |

8.4 Speed Awareness Courses

Just over one fifth (21%) of drivers caught speeding by police officers in 2015 completed a speed awareness course. It is worth noting that not all drivers will be eligible to attend the course and will be dealt with by means of an alternative disposal option. Drivers aged 30-49 represent over two-fifths (43%) of those who completed a course, followed by drivers aged 18-29 (30%).

Age of drivers who completed a speed awareness course: 2015



9. Notes

This report looks at all issued FPNs – both Endorsable and non Endorsable for 2015. It does not include FPNs issued to drivers who were detected for speeding through the NI Road Safety Partnership. Figures relating to those detected through the Partnership can be accessed via following link – [NI RSP](#)

A list of fixed penalty offences can be found at – [Fixed Penalty Offence Codes](#)

The report was expanded in 2014 to also cover those who were issued with a discretionary disposal for a traffic offence. The 2015 report has been further expanded to include those who have completed a speed awareness course after being caught speeding by the police, Therefore when looking at trend information and comparing with previous reports it is important to note that overall totals will differ.

Those traffic offences that are referred for prosecution are not included in this report. We are currently undertaking development work on this area with the aim to further expand the publication to include this disposal option in the future.

Please note in previous reports the offence of No insurance and No vehicle test certificate were presented within the offence group Miscellaneous. Also the offence of 'Parking within the limits of a Pelican Crossing' has been moved from the offence group Miscellaneous to Parking.

The number of FPNs issued by Police Area has been removed from this report as it has emerged that there is a technical issue with allocating the police area location. We are looking into resolving this issue.

Additional Data

Additional figures to accompany this report are published in a spreadsheet: [Accompanying spreadsheet](#)

Further Information

Further details on Fixed Penalty Notice Statistics are available in the User Guide at: [FPN User Guide](#)

This is a reference guide regarding the issues and definitions which are key to the production of FPN statistics.

Copies of other PSNI publications are available from the PSNI Internet site: [PSNI Publications](#)

NOT PROTECTIVELY MARKED

For further information or to contact the responsible statistician in PSNI about the Police Issued Fixed Penalty Notice and Discretionary Disposal Statistics for Traffic Offences in Northern Ireland please:

Email: statistics@psni.police.uk;

Write to:

Motoring Offences Statistician,
Statistics Branch,
Lisnasharragh,
42 Montgomery Road,
Belfast,
BT6 9LD;

or Telephone: 101 ext 24135