

PBNI Caseload Statistics

Quarter 2 2016/17

Report based on information from the PBNI Case Management System on 30th September 2016



Introduction

This report provides provisional statistics on the PBNI caseload by month for 2016/17. Comparisons are made between the current and previous financial year throughout the report. For those statistics on the number of court reports completed, the number of new orders added to the PBNI caseload and victims information scheme registrations, comparisons are between the financial year to date (FYTD) and the previous financial year to date (PFYTD) (i.e. 1 April 2016 – 30 September 2016 compared with 1 April 2015 – 30 September 2015). However for statistics on the total caseload (point in time), comparisons are made with the position at the same point in the previous financial year (i.e. the position on 30 September 2016 compared with the position on 30 September 2015).

The data presented in this publication is drawn from PBNI's case management system (PIMS). Although care is taken when processing and analysing the data, the data is subject to inaccuracies inherent in an administrative data recording system. While figures have been checked as far as practicable, they should be regarded as approximate and not necessarily accurate to the last whole number shown in the tables. Where percentages have been presented they are subject to rounding. Comment and feedback on these statistics is welcome. If you would like to forward your views, contact PBNI Statistics & Research Branch at 02890 262400 ext. 2525, or e-mail: statistics&research@pbni.gsi.gov.uk.

Key Points

Section 1: Reports (Page 2)

- There were 4,484 reports (all report types) completed between 1 April and 30 September 2016. This is 6% higher than the same period in 2015 (4,243).
- The combined total of Pre Sentence Reports (PSR) and Short Pre Sentence Reports (SPSR) completed between 1 April and 30 September 2016 was 2,775. This is 4% higher than in the same period of 2015 (2,664).
- Looking at a longer term trend; there were 5,057 PSRs and SPSRs completed in the 12 months to the end of September 2016 which is 8% lower than in the 12 months to the end of September 2015 (5,484).
- The majority of PSRs and SPSRs completed by PBNI between 1 April and 30 September 2016 were provided to Magistrates Courts (67%) with 31% provided to Crown Court. Compared with April to September 2015, the number of PSRs and SPSRs completed for Crown Court increased by 92% (446 in Apr-Sep 2015 to 858 in Apr-Sep 2016). The number of PSRs and SPSRs provided to Magistrates Courts decreased by 12% (2,112 in Apr-Sep 2015 to 1,865 in Apr-Sep 2016).

Section 2: Total Caseload [Point in Time] (Page 4)

- At 30 September 2016, there were 4,184 people subject to 4,546 orders on the PBNI caseload. Over three-quarters of people (3,268, 78%) were supervised by PBNI teams in the community, with the remainder in custody (916, 22%).
- The total number of people on the caseload at 30 September 2016 is 5% lower than at the end of September 2015 (4,390).
- The number of people on Probation Orders under supervision at 30 September 2016 is 2% lower than at the end of September 2015, the number of people on Community Service Orders is 14% lower, and the number of people on Combination Orders is 20% higher.
- The number of people on Determinate Custodial Sentences (DCS) on the caseload is 12% lower than at the end of September 2015, and the number of people on Extended Custodial Sentences is 5% lower.

Section 3: New Orders (Page 10)

- Between 1 April and 30 September 2016, 1,662 new statutory orders were added to the PBNI caseload. This is 1% higher than in the same period of 2015 (1,646).
- Looking at a longer term trend; there were 3,107 new orders made in the 12 months to the end of September 2016. This is 5% lower than the total made in the 12 months to the end of September 2015 (3,259).

Section 4: Victims Information Scheme (Page 13)

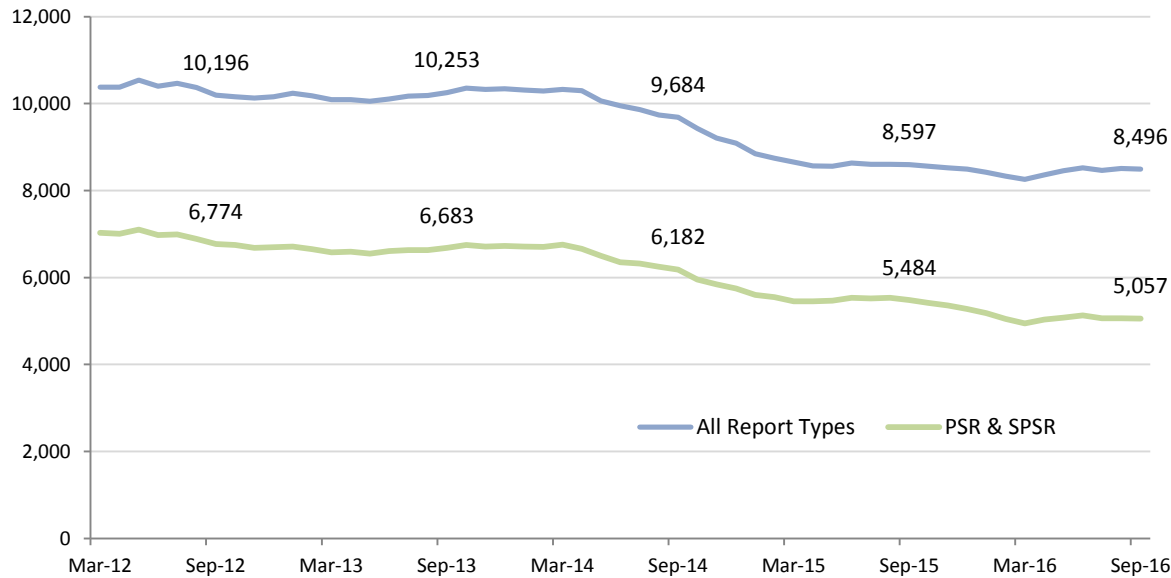
- There were 50 new registrations to the PBNI Victims Information Scheme in the first six months of 2016/17.

Annex 1: Definitions (Page 15)

Section 1: Reports

Section 1: Reports

Figure 1: Reports* Completed – All Types and PSR/SPSR: Rolling 12 Month Total to end September 2016



- There were 4,484 reports (all report types) completed between 1 April and 30 September 2016. This is 6% higher than the same period in 2015 (4,243).
- The number of Pre Sentence Reports (PSRs) completed has increased by 7% from 2,413 PFYTD** to 2,574 in the current FYTD**.
- The number of Short Pre Sentence Reports (SPSRs) completed has decreased by 20% from 251 PFYTD to 201 in the current FYTD.
- The combined total of PSRs and SPSRs completed between 1 April and 30 September 2016 was 2,775. This is 4% higher than in the same period of 2015 (2,664).
- So far in 2016/17, SPSR's account for 7% of all Pre Sentence Reports (PSR & SPSR) completed.
- Looking at a longer term trend; there were 5,057 PSRs and SPSRs completed in the 12 months to the end of September 2016 which is 8% lower than in the 12 months to the end of September 2015 (5,484).

Table 1: Reports* Completed: 1 April 2016 – 30 September 2016

Type of Report	Apr 2016	May 2016	Jun 2016	Jul 2016	Aug 2016	Sep 2016	2016/17 FYTD**	2015/16 PFYTD**	% change FYTD on PFYTD	Latest 12 Month Total Oct 2015 to Sep 2016
Pre-Sentence Report	513	505	533	296	361	366	2,574	2,413	+7%	4,606
Short Pre-Sentence Report	46	35	49	20	31	20	201	251	-20%	451
Addendum Report	140	122	152	92	106	112	724	774	-6%	1,572
Breach / Recall / Revocation Reports	84	110	114	97	108	141	654	633	+3%	1,360
Parole Commissioners / Life Sentence Unit Reports	4	1	1	0	4	5	15	3	-	22
Release Plans / Home Leave Reports ‡	1	8	27	17	28	17	98	0	-	98
Other***	37	43	34	35	35	34	218	169	+29%	387
Total	825	824	910	557	673	695	4,484	4,243	+6%	8,496

- Percentage change is not shown as the denominator is less than 50. ‡Recording of these reports type commenced April 2016. Includes Needs Profiles, Co-Ordinator reports, PPANI forms, and Reviews.
 *Excludes explanatory letters to courts **FYTD=Financial Year to Date. PFYTD=Previous Financial Year to Date ***Includes Home Circumstances Report, Probation Officers Report, and Unassigned Reports.

Section 2: Total Caseload [Point in Time]

Section 2: Total Caseload [Point in Time]

Table 2: People at Point in Time (end of month): April 2016 – September 2016

Type of Disposal	Apr 2016	May 2016	Jun 2016	Jul 2016	Aug 2016	Sep 2016	Sep 2015	% change on Sep 2015
Orders								
Combination Order	396	398	399	389	386	402	336	+20%
Community Service Order	700	717	692	688	654	632	737	-14%
Custody Probation Order	78	75	77	77	76	74	87	-15%
Determinate Custodial Sentence	1,159	1,176	1,208	1,211	1,175	1,179	1,337	-12%
Enhanced Combination Order	47	58	67	74	81	88	0	-
Juvenile Justice Centre Order	21	24	21	18	17	17	22	-
Probation Order	1,364	1,373	1,370	1,358	1,349	1,322	1,353	-2%
Other Orders*	4	4	2	1	1	1	4	-
Licences								
Life Sentence/ Licence	250	249	248	252	251	251	253	-1%
Sex Offender Licence	103	103	102	101	99	100	109	-8%
GB Transfer Licence	51	54	54	58	58	57	60	-5%
Public Protection Sentences								
Extended Custodial Sentence	194	192	193	190	185	189	199	-5%
Indeterminate Custodial Sentence	32	32	31	33	33	34	31	-
Non-statutory Sentences								
Inescapable Voluntary	8	10	12	12	10	8	23	-
Remand/Sentence	1	1	2	1	3	2	4	-
Total People	4,247	4,297	4,305	4,291	4,205	4,184	4,390	-5%

- Percentage change is not shown as the denominator is less than 50. *Includes Community Responsibility Order, Supervised Activity Order and Supervision & Treatment Order. **916 of these people are allocated to Prison teams; of these PBNI undertakes a co-ordination role for 487 people and acts as a supporting role for 429 people.

- At 30 September 2016, there were 4,184 people subject to 4,546 orders on the PBNI caseload. The total number of people on the PBNI caseload is 5% lower than at the end of September 2015 (4,390).
- The table above shows the number of people on each type of order on the caseload at the end of each month during the first six months of 2016/17. Please be aware that an individual may be subject to more than one type of order and multiple orders of the same type.
- At 30 September 2016, people on Probation Orders accounted for 32% of the caseload (1,322 people), people on Determinate Custodial Sentences accounted for 28% (1,179 people) and people on Community Service Orders for 15% (632 people).
- The number of people on Probation Orders under supervision at the end of September 2016 is 2% lower than at the end of September 2015, the number of people on Community Service Orders under supervision is 14% lower, and the number of people on Combination Orders is 20% higher.
- The number of people on a Determinate Custodial Sentence is 12% lower than at the end of September 2015 and the number of people on an Extended Custodial Sentence is 5% lower.
- The charts overleaf show the point-in-time trend by month for the main order types over the same period.

Figure 2: Total Caseload at Point in Time 31 March 2012 to 30 September 2016

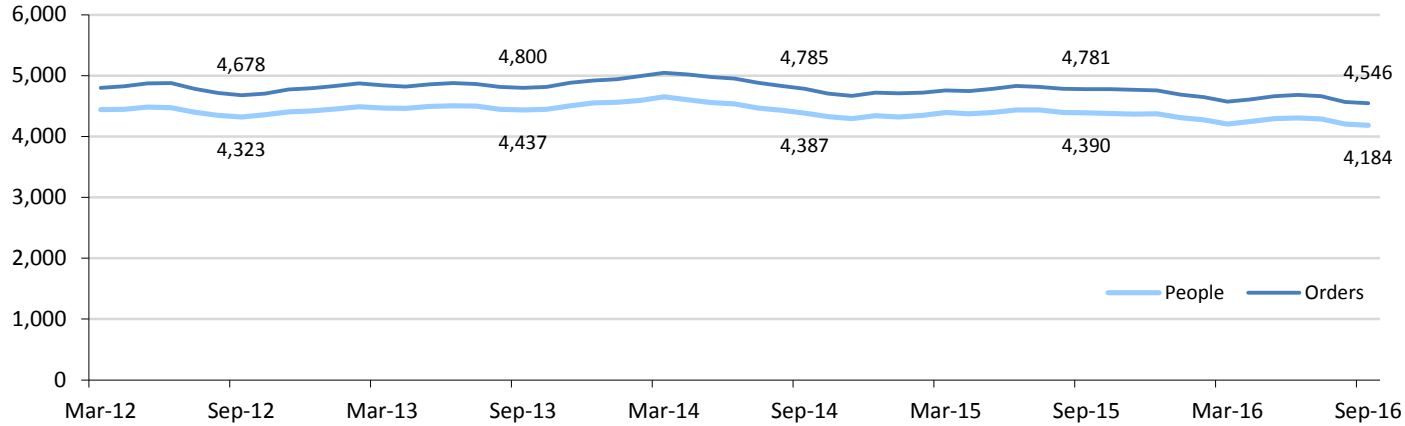


Figure 3: People on Probation Orders at Point in Time 31 March 2012 to 30 September 2016

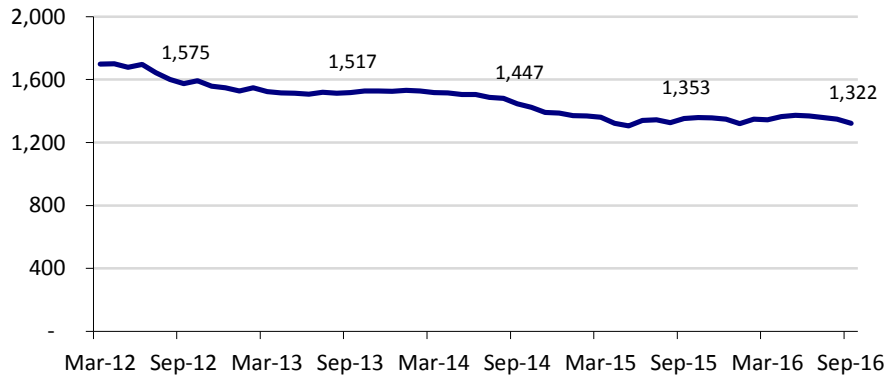


Figure 4: People on Community Service Orders at Point in Time 31 March 2012 to 30 September 2016

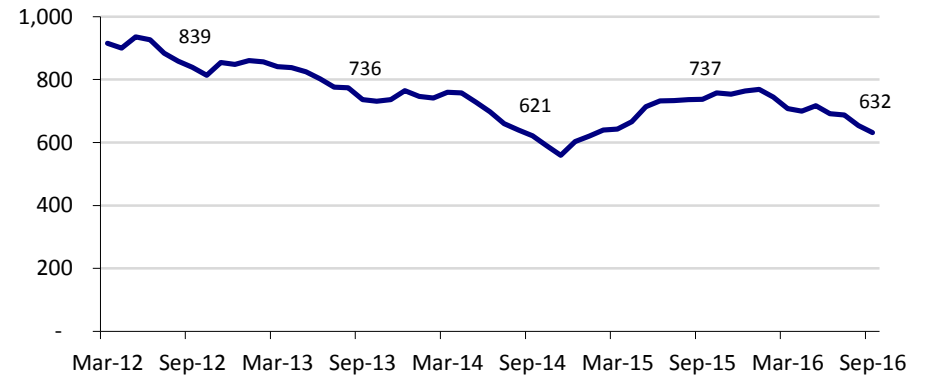


Figure 5: People on Combination Orders at Point in Time 31 March 2012 to 30 September 2016

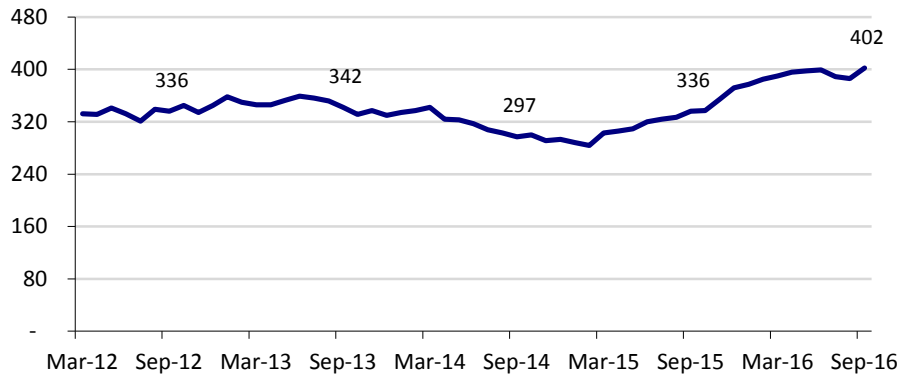


Figure 6: People on Custody Probation Orders & Determinate Custodial Sentences at Point in Time 31 March 2012 to 30 September 2016

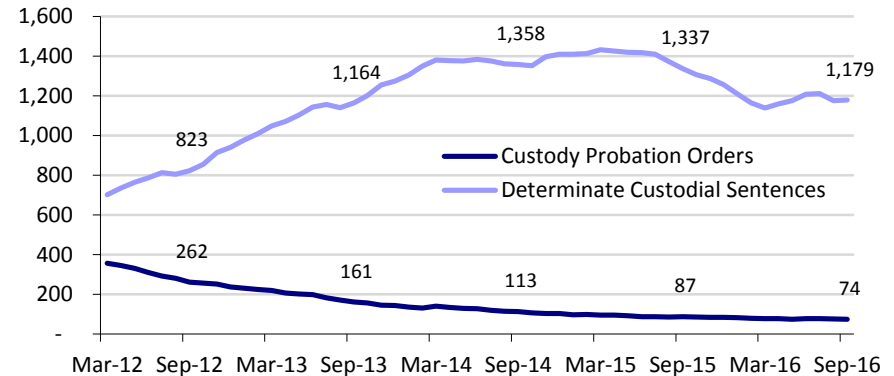


Table 3: Gender and Age profile of offenders at Point in Time (end of month): April 2016 – September 2016

Number of people	Apr 2016	May 2016	Jun 2016	Jul 2016	Aug 2016	Sep 2016	Sep 2015	% change on Sep 2015	Sep 2016 Profile*
Female	402	414	410	405	404	395	423	-7%	9%
Male	3,845	3,883	3,895	3,886	3,801	3,789	3,967	-4%	91%
Less than 18	50	52	45	41	39	41	68	-40%	1%
18-19	171	161	162	166	157	148	159	-7%	4%
20-24	775	784	800	783	775	762	855	-11%	18%
25-29	875	870	836	847	831	833	952	-13%	20%
30-39	1,136	1,167	1,194	1,196	1,178	1,181	1,114	+6%	28%
40-49	682	695	695	697	670	674	691	-2%	16%
50-59	385	391	389	383	377	373	387	-4%	9%
60 +	173	177	184	178	178	172	164	+5%	4%
Total People	4,247	4,297	4,305	4,291	4,205	4,184	4,390	-5%	100%

- At 91%, males account for the vast majority of those on the PBNI caseload, with females accounting for 9%.
- Two thirds of people on the PBNI caseload at 30 September 2016 were aged 20 – 39 (66%). Over one quarter were aged 40 and over (29%).

Section 3: New Orders

Section 3: New Orders ****

Table 4: New Orders Starting during month: 1 April 2016 – 30 September 2016

Type of Disposal	Apr 2016	May 2016	Jun 2016	Jul 2016	Aug 2016	Sep 2016	2016/17 FYTD**	2015/16 PFYTD**	% change FYTD on PFYTD	Latest 12 Month Total Oct 2015 to Sep 2016
Orders										
Combination Order	37	17	31	18	25	40	168	167	+1%	366
Community Service Order	96	89	92	68	69	90	504	637	-21%	1,016
Custody Probation Order	3	0	3	2	0	0	8	10	-	10
Determinate Custodial Sentence	75	56	93	24	11	60	319	201	+59%	409
Enhanced Combination Order	8	9	13	4	9	8	51	0	-	99
Juvenile Justice Centre Order	5	6	2	1	0	3	17	21	-	42
Probation Order	116	96	115	76	70	82	555	567	-2%	1,102
Other Orders*	0	0	0	0	0	0	0	0	-	3
Licences										
Life/Sentence Licence	0	0	0	4	0	0	4	4	-	4
Sex Offender Licence	0	1	0	0	0	0	1	5	-	4
GB Licence	4	2	5	2	2	1	16	15	-	21
Public Protection Sentences										
Extended Custodial Sentence	6	0	2	1	2	5	16	17	-	26
Indeterminate Custodial Sentence	1	0	1	0	0	1	3	2	-	5
Total Orders	351	276	357	200	188	290	1,662	1,646	+1%	3,107
Total People***	340	271	346	197	180	284	1,568	1,565	0%	2,846

- Percentage change is not shown as the denominator is less than 50.

*Includes Community Responsibility Order and Supervision & Treatment Order. **FYTD=Financial Year to Date. PFYTD=Previous Financial Year to Date. ***Individual monthly totals of people will not sum to FYTD totals as a person can receive more than one new order during the year. ****New Non-statutory cases are not included in these figures.

- Between 1 April and 30 September 2016, 1,662 new statutory orders were added to the PBNI caseload. This is 1% higher than in the same period of 2015 (1,646).
- Looking at the 3 main community disposals, the number of new Probation Orders made between 1 April and 30 September 2016 is 2% lower than in the same period of 2015, the number of new Community Service Orders is 21% lower and the number of new Combination Orders is 1% higher.
- At 319, the number of new Determinate Custodial Sentences, which is the main custodial disposal on the PBNI caseload, is 59% higher than was the case during April to September 2015.
- Looking at a longer term trend; there were 3,107 new orders added to the PBNI caseload in the 12 months to the end of September 2016. This is 5% lower than the total made in the 12 months to the end of September 2015 (3,259).

Figure 7: All New Orders: Rolling 12 Month Total to end September 2016

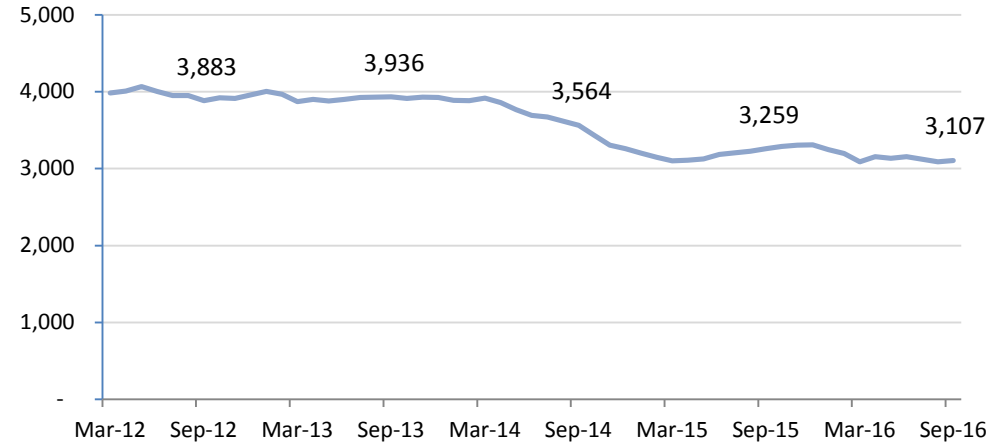


Figure 8: New Probation Orders: Rolling 12 Month Total to end September 2016

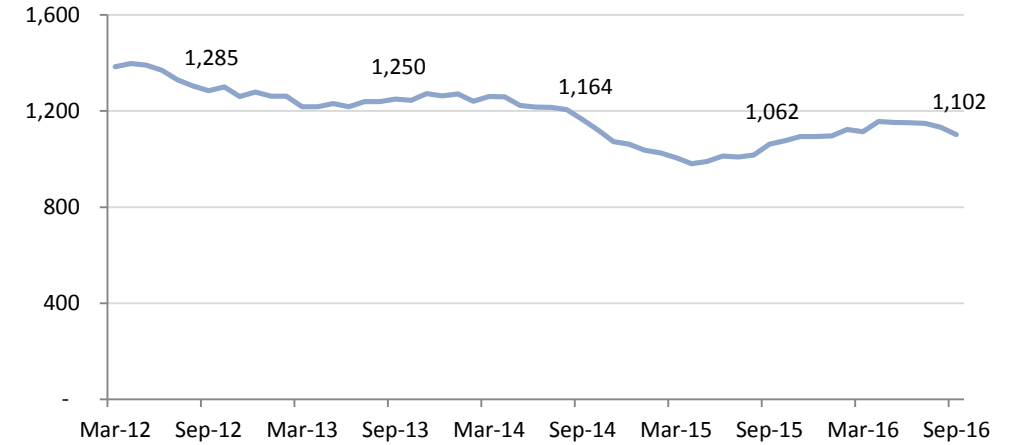


Figure 9: New Community Service Orders: Rolling 12 Month Total to end September 2016

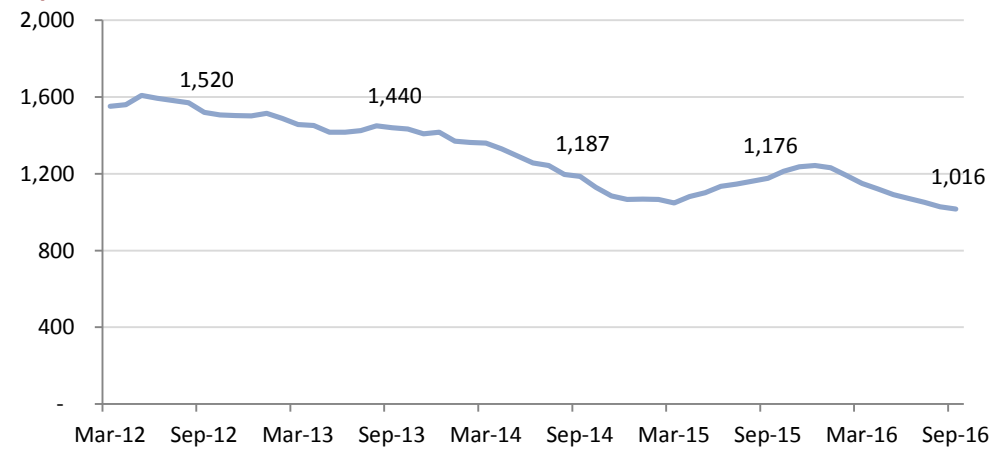
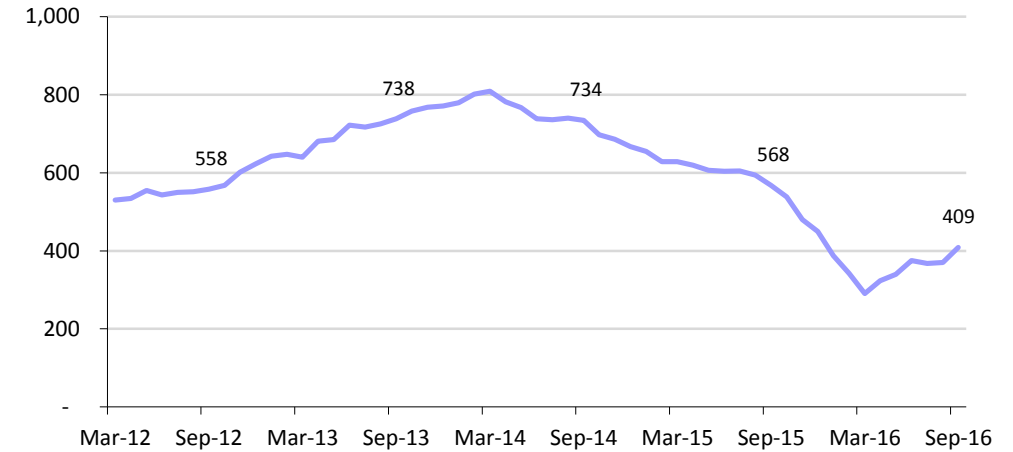


Figure 10: New Determinate Custodial Sentences: Rolling 12 Month Total to end September 2016



Section 4: PBNI Victim Information Scheme

Figure 11: New Registrations to the PBNI Victim Information Scheme by month: 31 March 2012 to 30 September 2016

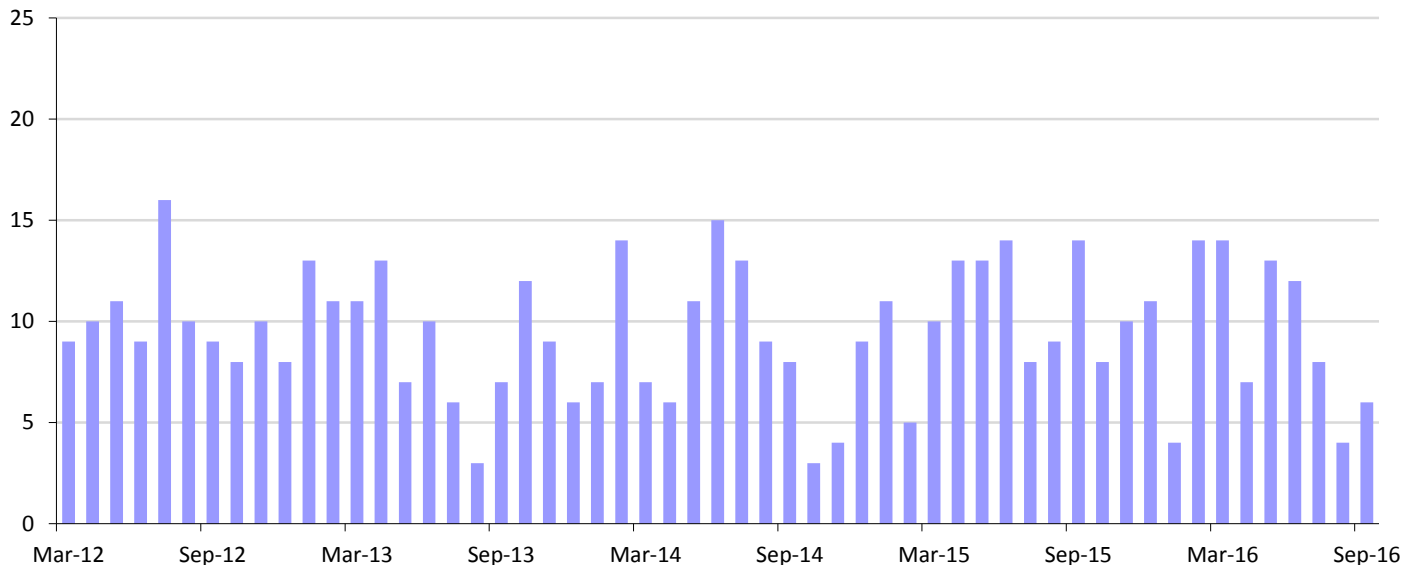


Table 5: Registrations to the PBNI Victim Information Scheme and 3-Year Pre Tariff Reports Completed by month: 1 April 2016 – 30 September 2016

	Apr 2016	May 2016	Jun 2016	Jul 2016	Aug 2016	Sep 2016	2016/17 FYTD**	2015/16 PFYTD**	% change FYTD on PFYTD	Latest 12 Month Total Oct 2015 to Sep 2016
New Registrations	7	13	12	8	4	6	50	71	-30%	111
No of victim reports completed for the Parole Commissioners	0	0	1	1	0	3	5	3	-	6

- Percentage change is not shown as the denominator is less than 50.

*Please note that Victim Registrations are person based, each person may have multiple reports across different months.

- At the end of September 2016 there were 260 victims registered on the PBNI Victim Information Scheme.
- Between 1 April and 30 September 2016, there were 50 new registrations to the PBNI Victim Information Scheme.

Annex 1: Definitions

Annex 1: Definitions

A **Combination Order** is a sentence that combines a Probation Order and a Community Service Order. The period of Probation supervision can last from 1 to 3 years. The Community Service part of the Order can range from 40 to 100 hours and must be completed as instructed.

A **Community Service Order** requires an offender to do unpaid work in the community. It may be given to someone 16 or over if the offender consents, and lasts between 40 hours and 240 hours and must be completed within 12 months.

A **Custody Probation Order** requires an offender to serve a period of imprisonment followed by a period of supervision in the community (the period of supervision will be 1 to 3 years commencing on date of release), and is unique to Northern Ireland. This order cannot be made unless the offender consents. Although Custody Probation Orders remain on the statute books, Determinate Custodial Sentences were made available from 1 April 2009.

A **Determinate Custodial Sentence** requires an offender to serve a period of imprisonment followed by a period of supervision in the community. The court will specify the length of both custody and community supervision at sentencing. This will be the standard determinate sentence for all offenders, and has been available to the courts from 1 April 2009.

An **Enhanced Combination Order** is an intensive pilot project with a focus on rehabilitation, reparation, restorative practice, and desistance, and has been available to two of the court divisions from October 2015. The period of Probation supervision can last from 1 to 3 years. The Community Service part of the Order can range from 40 to 100 hours and must be carried out at an accelerated pace.

An **Extended Custodial Sentence** may be given at court if the offender has been convicted on indictment of a specified offence, where a life sentence or Indeterminate Custodial Sentence is not appropriate. The court must be of the opinion that there is a significant risk that the offender will re-offend and that such re-offending is likely to cause serious harm to members of the public. The court will specify the maximum length of custody and length of time to be served on licence in the community. Halfway through the custodial element of their sentence offenders may apply to the Parole Commissioners for early release.

A **GB Transfer Licence** – any individual subject to licence may, given the agreement of the Probation Board for Northern Ireland, transfer to Northern Ireland from another jurisdiction in Great Britain.

An **Indeterminate Custodial Sentence** may be given at court if the offender has been convicted on indictment of a specified offence, where a life sentence is not appropriate but an Extended Custodial Sentence is not sufficient. The court must be of the opinion that there is a significant risk that the offender will re-offend and that such re-offending is likely to cause serious harm to members of the public. The court will specify the maximum length of custody that an offender must serve before being released on licence into the community. Offenders may remain on licence for the rest of their natural lives. On reaching a tariff date, offenders may apply to the parole commissioners for early release.

Inescapable Voluntary refers to those offenders who continue to be supervised by PBNI on a voluntary basis following the end of their sentence, usually for the purposes of completing programmes. These are not statutory orders.

PBNI Caseload Statistics: Monthly Trend Information: Quarter 2 2016/17

A **Juvenile Justice Centre Order** requires a young offender (aged between 10 and 17 years) to spend time, normally three months, in a Juvenile Justice Centre and then be supervised in the community by a probation officer, normally for three months.

A **Life Sentence Licence** means an offender serving a life sentence will be released from custody on licence. An individual must comply with the conditions of his licence in order to remain in the community and not be returned to custody.

A **Probation Order** can last between 6 months and 3 years, and puts the offender under the supervision of a Probation Officer for that period. The order may have extra requirements. Offender consent is required.

Remand/Sentence - refers to persons who are remanded in custody awaiting sentence or who are subject to a custodial sentence not involving PBNI supervision on release with whom PBNI works in order to assess individual risks and needs.

A **Sex Offender Licence** – under article 26 of the Criminal Justice (Northern Ireland) Order 1996 makes provision for all offenders convicted of a sexual offence to be released on licence under the supervision of a Probation Officer.

A **Supervision and Treatment Order** requires the specified person to be under supervision for a period of not more than 2 years; and to submit, during that period to treatment under the direction of a medical practitioner with a view to the improvement of his mental condition.