
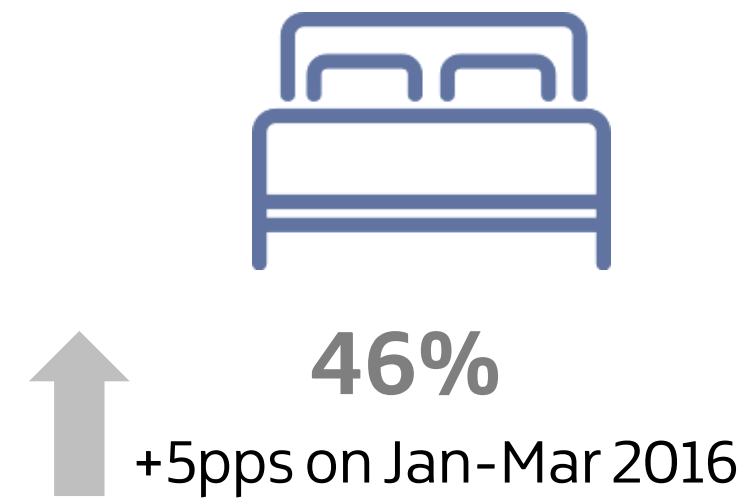


NI Hotel Performance (Jan-Mar 2017)

ROOM OCCUPANCY




BED-SPACE OCCUPANCY



pps = percentage points

NI HOTELS ACHIEVED RECORD BREAKING SALES DURING THE FIRST QUARTER OF 2017, WITH 438,800 HOTEL ROOMS SOLD AND AVERAGE ROOM OCCUPANCY REACHING 62% DURING THIS PERIOD.

SALES JAN-MAR 2017



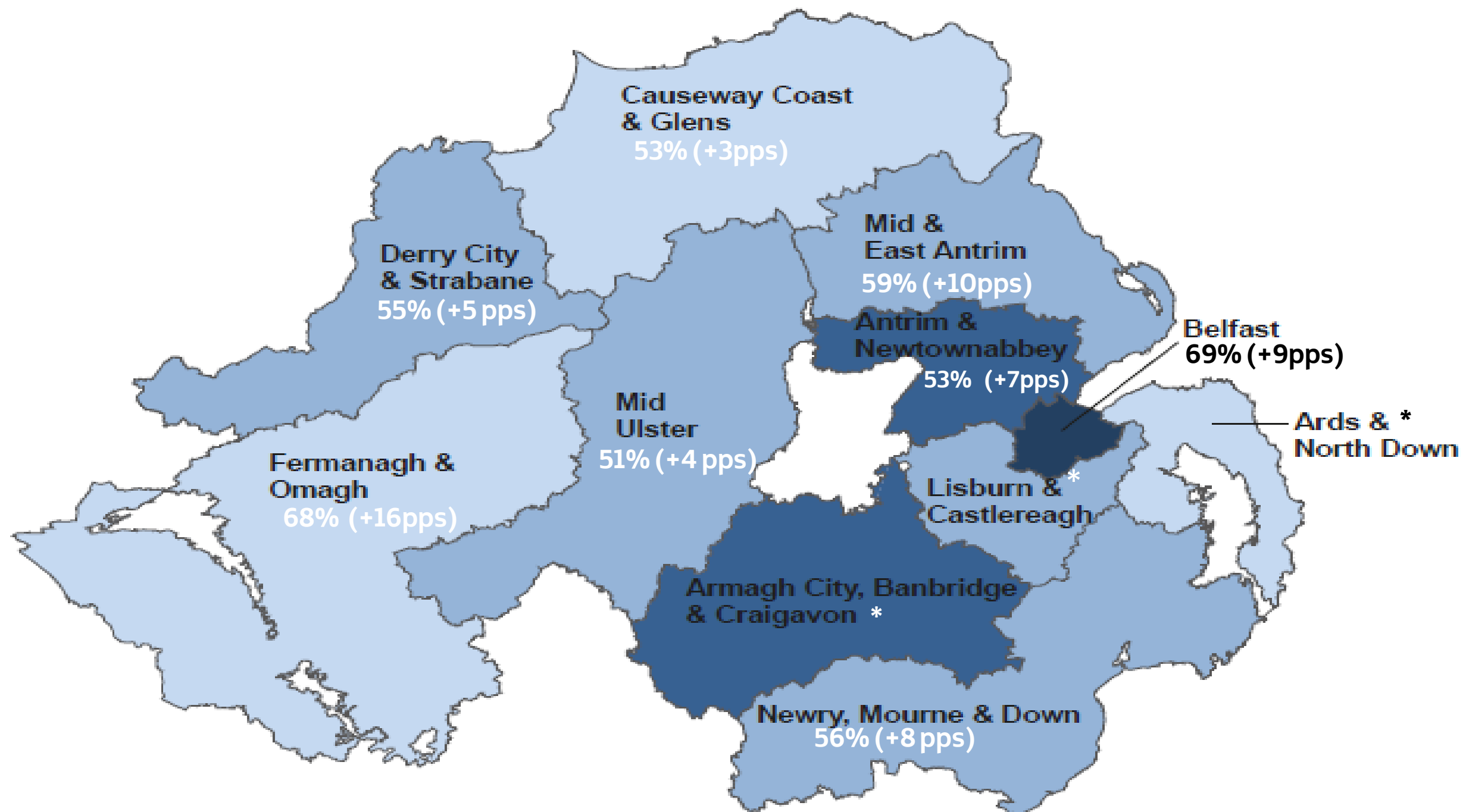
↑ 438,800 rooms sold
Up 15% on Jan-Mar 2016



↑ 737,800 bed-spaces sold
Up 11% on Jan-Mar 2016

GROWTH IN HOTEL ROOM OCCUPANCY WAS EVIDENT ACROSS ALL OF NI'S LOCAL AUTHORITIES, WITH BELFAST AND FERMANAGH & OMAGH DISTRICTS RECORDING OCCUPANCY LEVELS CLOSE TO 70%*

ROOM OCCUPANCY BY LOCAL AUTHORITY DISTRICT (JAN-MAR 2017)



© Crown Copyright and Database


pps = percentage points

(percentage point change Jan-Mar 2017/2016)

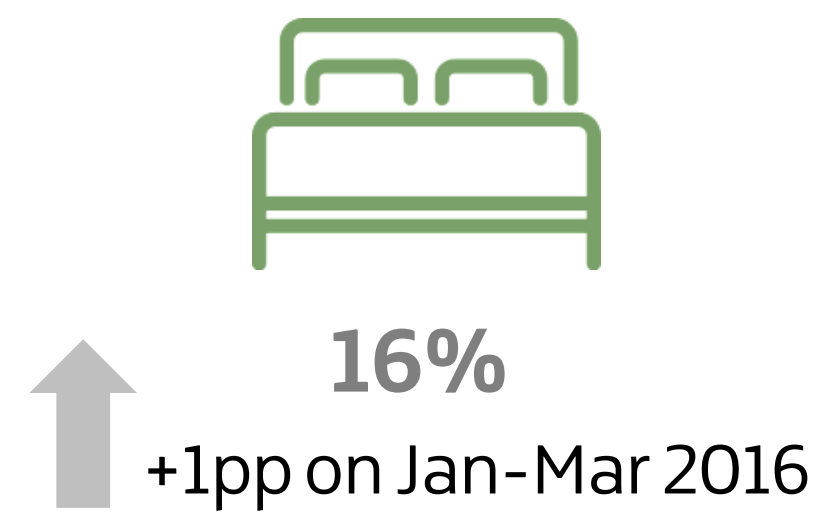
*sample size too small to provide a reliable estimate

NI Guesthouse, Guest Accommodation and B&B Performance (Jan-Mar 2017)

ROOM OCCUPANCY



BED-SPACE OCCUPANCY



pps = percentage points

2016 WAS A VERY STRONG YEAR FOR GUESTHOUSES/GUEST ACCOMMODATION/B&Bs AND THE FIRST QUARTER OF 2017 SHOWS CONTINUED GROWTH, WITH ROOMS AND BED-SPACES SOLD UP 11 AND 7 PERCENT RESPECTIVELY.

SALES JAN-MAR 2017



67,300 rooms sold

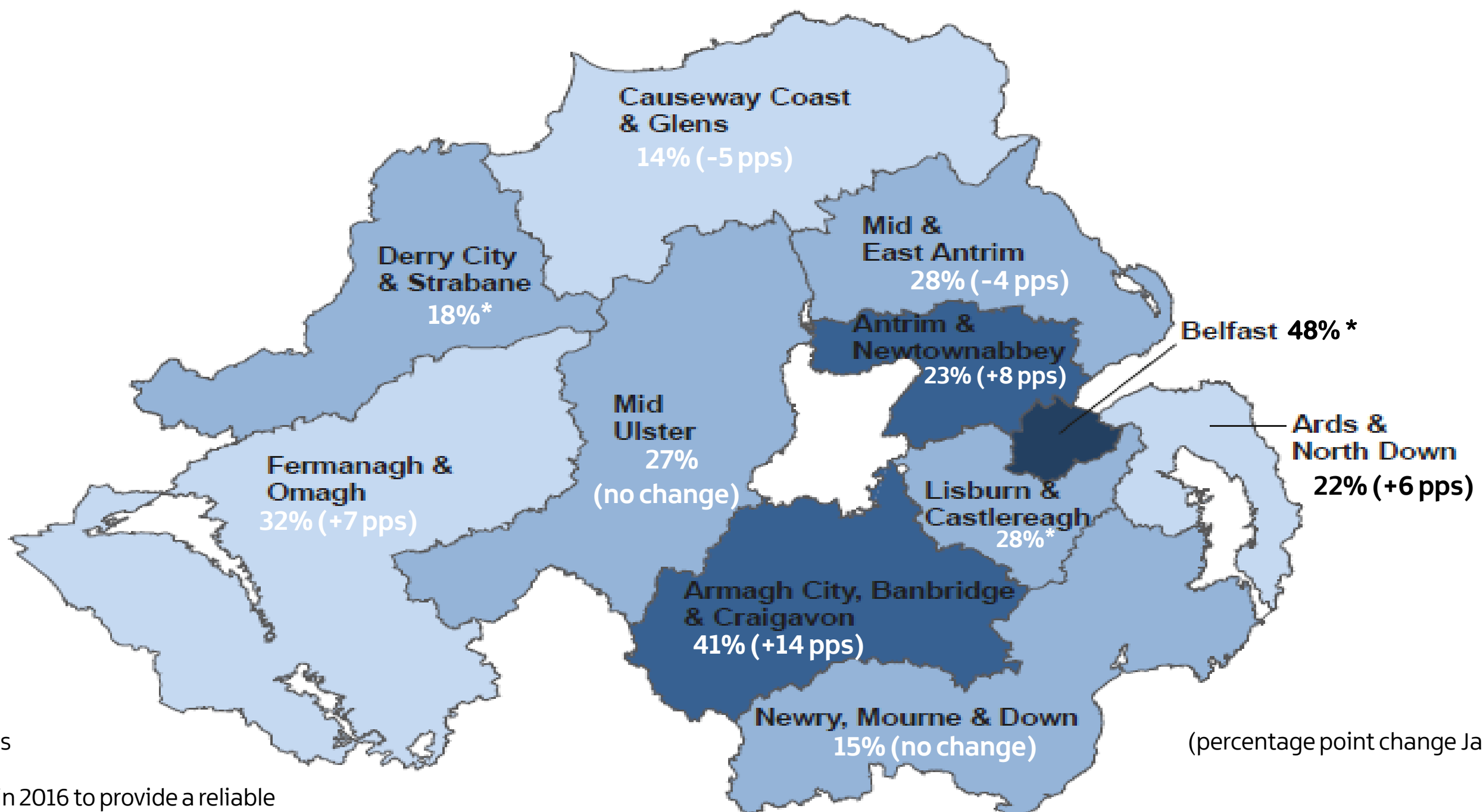
up 11% on Jan-Mar 2016



107,000 bed-spaces sold

up 7% on Jan-Mar 2016

ROOM OCCUPANCY BY LOCAL AUTHORITY DISTRICT (JAN-MAR 2017)



pps = percentage points

*sample size too small in 2016 to provide a reliable estimate to compare with 2017

(percentage point change Jan-Mar 2017/2016)

© Crown Copyright and Database

OVERALL THERE WAS A 14% INCREASE IN ROOMS SOLD IN **HOTELS, GUESTHOUSES, GUEST ACCOMMODATION AND B&Bs** ACROSS JAN-MAR 2017, WITH OVER HALF A MILLION ROOMS SOLD DURING THIS PERIOD