
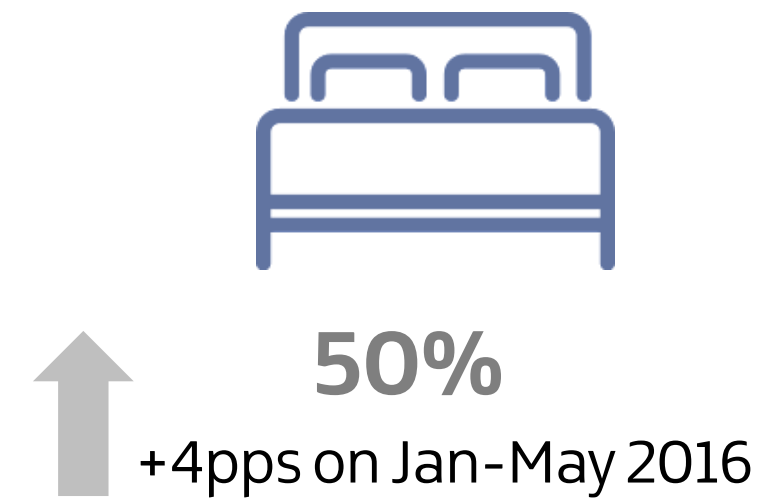


NI Hotel Performance (Jan-May 2017)

ROOM OCCUPANCY




BED-SPACE OCCUPANCY



pps = percentage points

HOTELS DELIVERED A VERY STRONG PERFORMANCE DURING JAN-MAY 2017 WITH OVER 793,000 HOTEL ROOMS SOLD AND AVERAGE ROOM OCCUPANCY REACHING 67% OVER THIS 5 MONTH PERIOD.

SALES JAN-MAY 2017



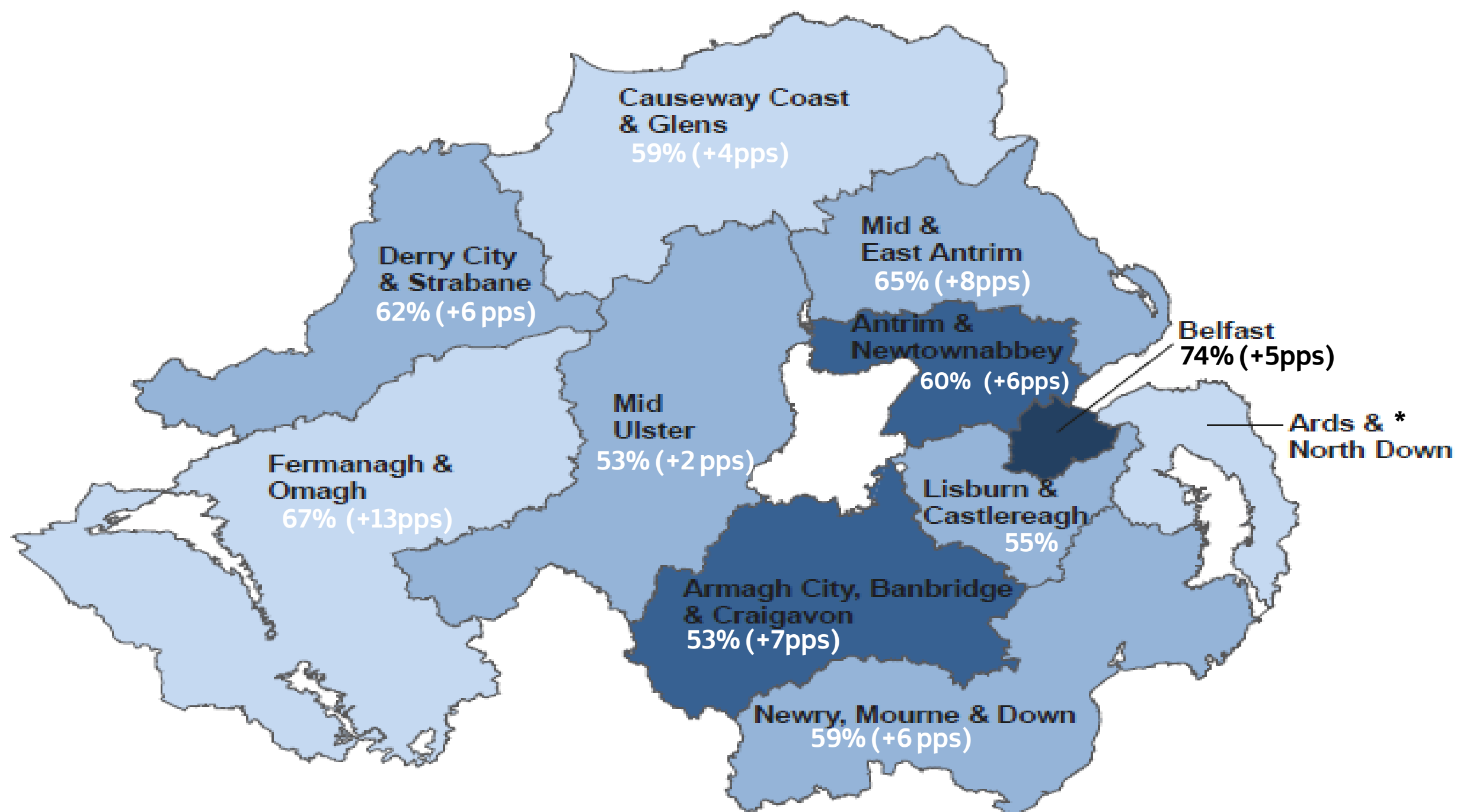
793,100 rooms sold
Up 9% on Jan-May 2016



1,343,300 bed-spaces sold
Up 8% on Jan-May 2016

GROWTH IN MAY ROOM SALES WAS NOT AS STRONG AS SEEN IN PREVIOUS MONTHS IN 2017 BUT STILL REPRESENTS THE HIGHEST MAY ROOM SALES ON RECORD

ROOM OCCUPANCY BY LOCAL AUTHORITY DISTRICT (JAN-MAY 2017)



© Crown Copyright and Database


pps = percentage points

(percentage point change Jan-May 2017/2016)

*sample size too small to provide a reliable estimate


NI Guesthouse, Guest Accommodation and B&B Performance (Jan-May 2017)

ROOM OCCUPANCY



pps = percentage points

BED-SPACE OCCUPANCY



GUESTHOUSES/GUEST ACCOMMODATION/B&Bs CONTINUED TO BUILD ON THE STRONG PERFORMANCE IN 2016 WITH INCREASES IN BOTH SALES AND OCCUPANCY DURING JAN – MAY 2017

SALES JAN-MAY 2017

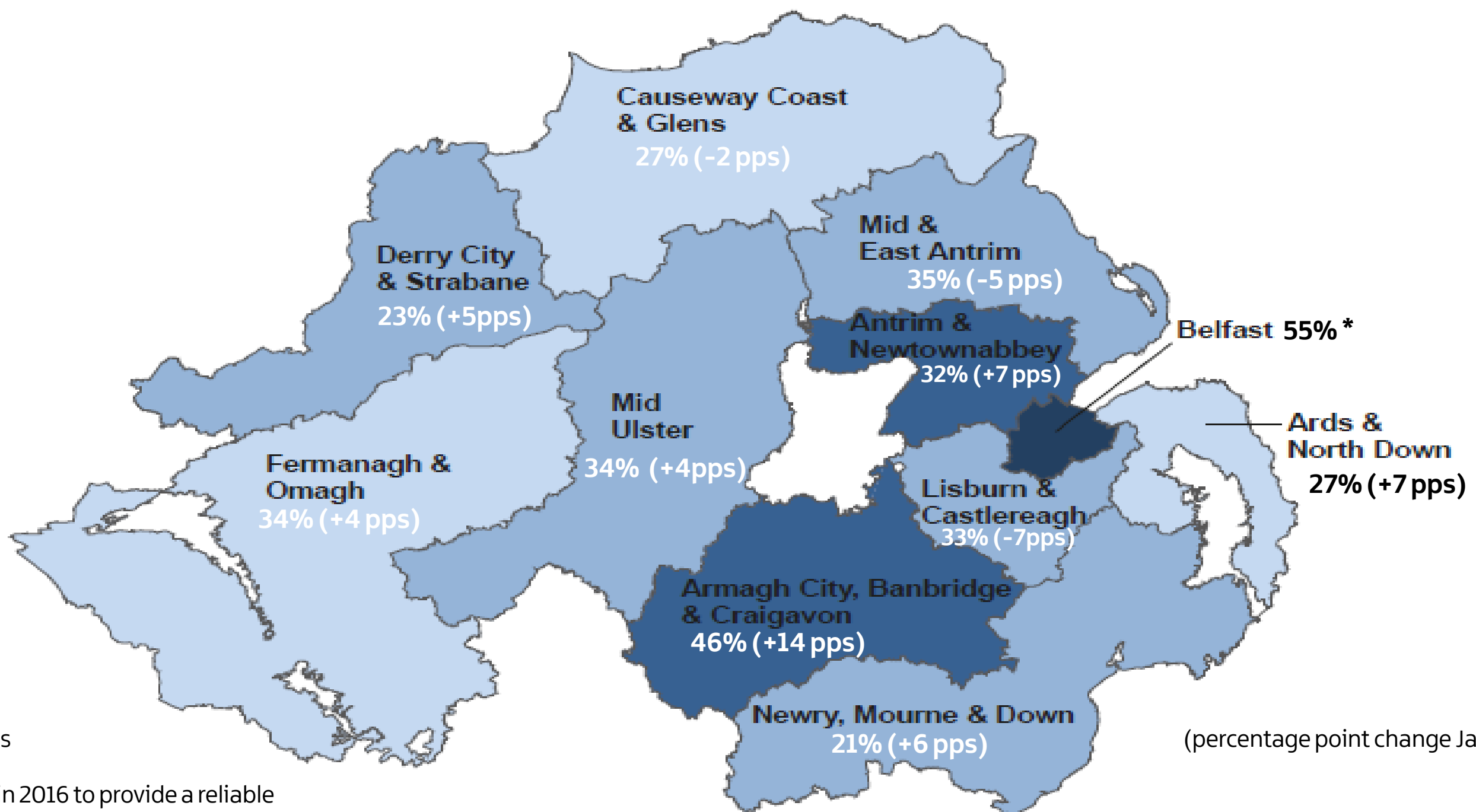


146,700 rooms sold up 16% on Jan-May 2016



252,500 bed-spaces sold up 16% on Jan-May 2016

ROOM OCCUPANCY BY LOCAL AUTHORITY DISTRICT (JAN-MAY 2017)



pps = percentage points

*sample size too small in 2016 to provide a reliable estimate to compare with 2017

(percentage point change Jan-May 2017/2016)

© Crown Copyright and Database

OVERALL THERE WAS A 9% INCREASE IN BED-SPACES SOLD IN **HOTELS, GUESTHOUSES, GUEST ACCOMMODATION AND B&Bs** ACROSS JAN-MAY 2017, WHICH EQUATES TO AN ADDITIONAL 130,000 BED-SPACES SOLD COMPARED TO JAN-MAY 2016